

Numbers

Lessons in the Wilderness



Weekly Foundational Bible Lessons in:

Torah (God's Teachings / Law)

Haftarah (Prophets & Writings)

Brit Chadashah (New Testament)

With Hebrew!

EL SHADDADAI MINISTRIES

We would like to give special acknowledgement and heartfelt thanks to the following people whose diligent work of love helped make this curriculum possible.

Thank you

First and foremost we want to give our heartfelt appreciation to Pastor Mark Biltz, El Shaddai Ministries, for the breath taking and eye opening teachings we receive from him weekly. The inspiration of his teachings, made this curriculum possible.

Rachel for using her amazing skills to find pictures and graphics.

Kyrsten with her special talent to provide Hebrew lettering.

All the musicians, singers, flag team and dance team members who gave their time and taught new dimensions of understanding that were so helpful in our times of Praise.

Created by:

Sherry Lush, Karen L. Cowen, Debora Sikes

Copyright © 2016 Sherry Lush, Karen L. Cowen, Debora Sikes All rights reserved.

Scripture references used in this volume are from the following:

The New King James Copyright © 1982 by Thomas Nelson.

Holy Bible, New International Version®, NIV® Copyright ©1973, 1978, 1984, 2011 by Biblica, Inc.®

The Holy Bible, English Standard Version. ESV® Permanent Text Edition® (2016). Copyright © 2001 by Crossway Bibles, a publishing ministry of Good News Publishers.

The Names of God Bible (without notes) © 2011 by Baker Publishing Group.

Complete Jewish Bible (CJB) Copyright © 1998 by David H. Stern.

EL SHADDADAI MINISTRIES

Table of Contents

How This Curriculum is Designed	2
Information for Teaching and Learning Hebrew.....	7
A Little More About Hebrew	8
Teacher's Instructions for the Praise Page	11
Chapter 1 Barmidbar	15
Chapter 2 Nasso	27
Chapter 3 Beha Alotcha	39
Chapter 4 Shelach	53
Chapter 5 Korach	69
Chapter 6 Chukat	83
Chapter 7 Balak	99
Chapter 8 Phineas	115
Chapter 9 Mattot/Massai	133
Chapter 10 Shavuot	149
<u>APPENDIX: Games and Activities</u>	
Game and Activity Teacher Instructions.....	165
General Game Activities.....	167
Teacher's Instructions for Counting the Omer	177
Counting the Omer Activity page	179

How This Curriculum is Designed

Vision of this Curriculum

To encapsulate and condense prominent points of each week's **Torah Portion (God's Teaching/Law), **Haftarah (Prophets and Writings)** and **Brit Chadashah (New Testament)** so they can be read and understood in just a few minutes by the young and young at heart

**To help each reader incorporate the Word they are reading into their lives

**To help each reader see how the Bible is connected from cover to cover - It is not two separate books.

**To introduce Hebrew words and understandings into each lesson and build Hebrew vocabulary.

Mission Statement

Our prayer is that the readers of this curriculum will be active participants in the process of relating the Word of God to their own lives. To assist in this process, questions are peppered throughout the "Story" to encourage all to apply and personalize the Word. With the help of the Holy Spirit, we hope each reader will be encouraged that they can read, understand and see how the Bible relates to their lives. With this purpose in mind, the Biblical text is used on the Work Pages.

Hebrew words and definitions are included in the lessons along with Hebrew writing practice to expand Hebrew vocabulary. In keeping the original language of the Bible in mind, hopefully, the Word will be seen through the Israeli-centric, Middle Eastern culture in which it was written. It is a thoroughly Jewish book.

The ultimate goal of this curriculum is to keep all involved, discovering the wonders of His Word, and that His Word will create a thirst in each one both to love Him and to walk in His ways!

Teacher's Lesson Flow Pages

You will notice that the various components making up the Teachers' Lesson Flow pages are laid out in a circle. We've adopted this circular way of teaching and thinking as it is the biblical way of teaching and thinking. In Greek thinking, time is laid out like a straight line, and events are checked off as they happen, as though they are finished and will never happen again.

But the biblical way of thinking about time is depicted in Isaiah 46:9 and 10 where it states:

*"Remember the former things of old, for I am God, and there is no other;
I am God, and there is none like Me, declaring the end from the beginning,
and from ancient times things that are not yet done;
saying, My counsel shall stand, and I will do all my pleasure;"*

The Lord declaring in Isaiah that to understand the end, it is necessary to go back to the beginning! Time is not a flat line, but rather circular in nature. Events are connected like the minutes on a clock that begin at 12:00, then second by second, or event by event during the hour, the long clock hand circles back to the beginning point at the same time moving forward one hour – each second and event connected to the previous one.

*"As Yeshua (Jesus) said, "But as the days of Noah were, so shall also
the coming of the Son of Man be." Matthew 24:37*

Again, we see this concept of going back to what was – in the days of Noah, - to see what will be in the future – at the Lord's return! The circular relation of time and events is portrayed.

It was with this concept in mind that the **Teacher's Lesson Flow** Pages were designed.

1. We begin with **Praise to our God** on the **Praise Page** as the Word says:
"Enter His gates with thanksgiving, and into His courts with praise. Be thankful to Him, and bless His name." Psalm 100.
 - A. During this year, the students will learn **7 Hebrew Praise Words** and their meanings and significance. We begin in Genesis with the Hebrew word "Hallel". If you take the Hebrew letters of the word "Hallel" individually, they mean "Behold! the tongue, the tongue is made for praise." To practice praising the LORD, we have the children speak out their praise and provide a space where the children can write their praise.
 - B. We read and briefly discuss one of the **Fruit of the Spirit** using the definition provided. That specific Fruit of the Spirit can be included as it comes up in discussion regarding the lesson and as it applies to the lives of the children. To help the children apply the Fruit of the Spirit we ask questions and discuss how they will use this at home, school, during play time and with their family this week. Another way to approach learning the Fruit of Spirit is to ask how it feels or what happens when you don't have this Fruit of the Spirit functioning in your life.

- C. Then the **Life Verse** is read and a song or a game can be used to practice the verse 2 or 3 times. Use any familiar “nursery rhyme song tunes” inserting the words to the Bible verse. You can also write the words of the verse on the board, have the children say all the words, then erase 1 to 3 words each time they say it, until all the words are gone and they can still say the verse.
2. We then move on to a **Hebrew writing lesson**. More thorough directions are given regarding these lessons on the Teacher’s Special Instructions pages prior to each lesson.
3. **The Story**: At this point the story is read. The story is a compilation of the **Torah portion (God’s Teachings / Law)**, the **Haftarah (Prophets and Writings)** and the **Brit Chadashah (New Testament)** which are woven together in story form. Seeing how the three areas of Scripture are connected is always exciting. It takes approximately 5 minutes to read the story. You can use great flexibility in the reading of the story. You can stop at any point and discuss what the story is about, asking questions like:

*Are the people in the story doing what God has said to do?

*What are possible consequences for the actions of the people? Etc.

The questions are endless and help keep the kids drawn into the story. You may want to have them act out a scene, or maybe they could do a pantomime as the story is being read.

Give the children words to listen for as the story is read, and when they hear these word, they should STAND! Children’s bodies are made to move. Physical involvement is a good thing. With physical involvement they can also practice self-control by following directions and only doing as they have been directed. Be sure to commend those following the directions given. For instance, the team following direction gets extra points on the board or extra turn or ??? You can be creative with this!

Be as creative as you would like while keeping the children involved with the story and the characters in the stories. You will note that the script also has questions woven into the story as concepts unfold.

4. Lesson Pages

- A. When you get to the quoted Scriptures in the Children's Lesson Pages, it is always important to compare the Word with the answers that were given during the story time. Of course, making any clarifications in a positive way. Only the Word contains the truth, and our great desire is to train the children **to always go to God's Word for the truth**, regardless of how good an answer may sound or who may have given the answer.
- B. Moving into the **Children's Work Pages**, we begin with the **Torah Portion (God's Teachings / Law)**. The main points covered in the lesson are listed
- C. Following the Torah portion and connected to it is the **Haftarah (Prophets and Writings)**. The connecting points are listed that will be addressed.
- D. The teaching concludes with the **Brit Chadashah (New Testament)**. Again, the main points to be covered are listed, and connect with the Torah portion and Haftarah portion.

Covering these three portions of Scripture shows us the *interaction of the Most High God with people* – His love, care, involvement, His correction and blessings are all woven into these stories. And they show how with unique similarities, the Word of God is amazingly woven together. We see the Old Testament and the New Testament are all one book with one message from cover to cover. It is exciting to "connect the dots" and to discover that our God does not change; He is the same yesterday, today and forever!

Games/Activities

It is important to keep the children involved in the lessons. *God's Word is not a lecture, it is alive and vibrant – full of action and mystery, battles, angels, victories, losses and love – bursting with true accounts of God interacting with people!* We want to teach this amazing Word with great excitement and enthusiasm. With this in mind, games and activities are included with each lesson both for fun and to re-enforce concepts presented. You will find general games that can be played with any lesson on pages 166-168.

It is the goal of this curriculum to pass on a love for God's Word and with the help of the Holy Spirit to create a desire in each child to keep coming back for more. With this goal in mind, we encourage you to weave games, skits, songs, flagging and various other activities into your lessons. In other words, HAVE FUN!

The more involvement the children have in the lessons, the more they will learn and love the Word!

Why We Include Hebrew

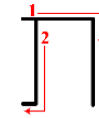


Moses used Hebrew to write the first five books of the Bible. The prophets

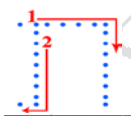

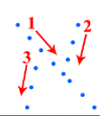
wrote their revelations from God in Hebrew! Hebrew is the original language of the Bible! If you want the purest meaning of a text, it is always best to read a book in the original language as every translation, regardless of how carefully it is done, will vary somewhat from the original. Why is that the case? Because words and cultures in which they are spoken will carry meaning that simply cannot be adequately conveyed in another language. In this curriculum, we go back to Hebrew to look at some of the Hebrew names of God and some of the original words used in the stories to give depth of understanding and shed light on the original words and meanings.

Hebrew helps us understand the Bible from the Hebraic, Middle Eastern perspectives and Jewish culture in which it was written. Without this understanding, we can veer off and assign understandings that were not intended. Certainly, God's Word endures to every generation and is for all people, and at the same time, it is a thoroughly Jewish book and needs to be understood through this lense. When we attempt to understand this Book through a Western/Greek mindset, problems can arise. Hebrew helps steer us in the direction of the original intention.

*Every letter in Hebrew is **alive** and **loaded with meanings**!* Unlike English, Hebrew letters not only make a sound, but they represent various "pictures"!

Each letter represents several pictures, and even one, 3 letter word can relate a story or concept. Let me give you an example.

The Hebrew word for **SIGN** is Tav  Vav  Aleph 

 means God  means nail  means cross or covenant

when you combine the meanings of each of these letters, you see the **SIGN** would be **God nailed to the cross!!** Isn't that incredible?!! The good news in one three letter Hebrew word!

English translations of the Bible quote Jesus (Yeshua) as saying, I am the Alpha and the Omega..... Alpha and Omega represent the Greek translation and refer to the first and last letters in the Hebrew alphabet.

But in Hebrew, the letters Alpha and Omega would be Aleph and Tav!

Aleph and Tav are the first and last letters of the Hebrew alphabet.

Yeshua is saying – *I am the living Word* – every letter of the Hebrew aleph-bet *comes alive in Him*. Every word consisting of the Hebrew alphabet from the Aleph to the Tav *is about Him – The Word that is alive!* (John1:1, 1:14)

Your enthusiasm for learning this language will rub off on the children you teach. You will be encouraged and love seeing their joy in learning the language of the Bible.

God bless you as you teach the next generation of God's children.

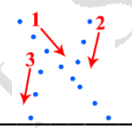
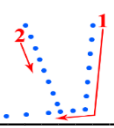
Welcome to this marvelous adventure!

Information for Teaching and Learning Hebrew

When you begin the adventure of learning Hebrew, it is important to realize that Hebrew is rich, dynamic and alive with meaning. The Hebrew Aleph-bet differs greatly from the English alpha-bet. In English, every letter represents a sound or possibly even two or three sounds. In English, letters only represent sounds. In English, there are consonants and vowels.

As in English, every letter of the Hebrew Aleph-bet makes a sound. The sound it makes is the first sound of its name. There are a few letters that can make two sounds. The sound changes of these letters will be the result of a "dot" located within or on top of the letter. However, in Hebrew there are no vowels. A system of vowel points is used to indicate the vowel sound that may accompany any letter.

Out of the 22 letter Hebrew Aleph-bet, there are 2 silent letters:

aleph  and ayin . These letters' sounds will vary according to the vowel points as used in individual words. As single letters though, they make no sound.

This curriculum does not address vowel points, but the word will be transliterated in the margin for your convenience. The transliteration will be the English pronunciation of the Hebrew word.

Every Hebrew letter also has a numerical value. You will find the list of the letters and their numerical value in Appendix A page 167-176 and will be applied to specific lessons.

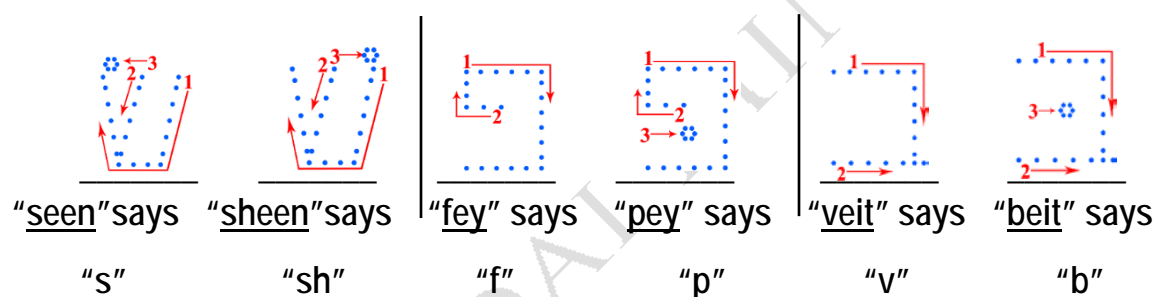
Every Hebrew letter has a variety of pictures and meanings that it can represent. A three letter word can have a specific meaning and have a sentence to a paragraph in additional meaning within the three letters. This will be demonstrated throughout this curriculum. Basic picture meanings are listed on page 167-176.

If the Hebrew writing pages are used consistently, a recognition of the words used from week to week will occur. The children begin to recognize them quite quickly.

A Little More About Hebrew

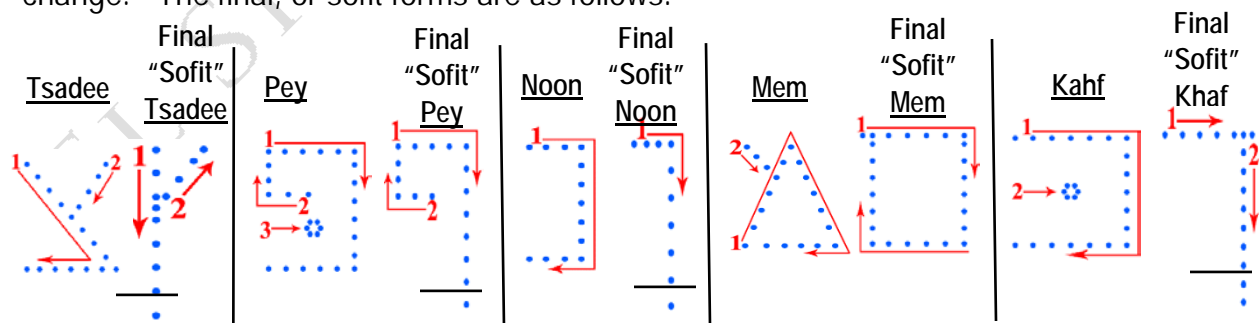
It is good to be aware that there are a few letters in Hebrew that look very similar, but they make different sounds. So recognizing the minor differences is very important.

The following are letters that have sound changes because of a "dot":



You can see that the above letters change sounds according to the position of the dot in or above the letter.

There are no "capital" letters in Hebrew, but five letters have a different "Final Form" referred to as the Sofit form. This means they are the last letter in a word, their form will change. The final, or sofit forms are as follows:



Knowing the “dots” change the sound a letter makes and recognizing the final forms of the above letters is a big step in beginning to understand Hebrew.

For beginners in Hebrew we teach the Hebrew letter, it's corresponding number and the matching commandment. The following pages show the connections. You can practice these in a number of ways.

1. Practice saying the letters and numbers out loud.
 - a. Boys say the Hebrew letter name and girls say the corresponding number.
 - b. Together, they say the commandment that goes with the number and letter.
2. Sing the 10 Commandment Song
3. Cut the separate components of the “10 Word” page into its separate components: letters, numbers and commandments. Mix all the above parts and have contests with teams or with individuals. The first ones to arrange the parts correctly, win.
3. Fill in the missing names on the “10 Word” page.
4. Practice all the letters on the Aleph-Bet Activity Page and learn the sound and numerical value of each letter. Be sure to practice the sound each letter makes.

Welcome to this wonderful world of getting to know the holy language!

EL SHADDADAI MINISTRIES

Teacher's Instructions for the Praise Page

Beginning the teaching time with praise helps set the mood for the entire session. During this time we want to help the students develop an attitude of praise to the Lord at all times. As David said, "I will bless the LORD at all times; His praise shall continually be in my mouth." (Psalm 34:1) Encouraging the students to actively participate in this praise is an important role of the teacher. Praise can be quiet, while you are seated, and praise can occur all during the day while you are up and busy physically. Praise can happen in groups, and it can flow forth from you during the day when you are by yourself. Psalms 51:15 states, "And my mouth shall show forth Your praise." We are told of groups praising the LORD in II Chronicles 23:5, "...4,000 praised the Lord with musical instruments..."

Praise lifts our focus to the Lord and reminds us of His greatness and faithfulness to us. Even when we are having a "bad" day, praise lifts our spirits and our hope, for when we are praising God, our attention goes from our circumstances to the God of all hope who is loving and kind and whose mercy endures forever. Let's help our students develop an outlook that embraces and expresses praise for our awesome God!

Following are suggestions to encourage the students to become involved in their praise for the Lord:

1. Practice praising the Lord, yourself. When the teacher practices the habit of praising the Lord, the teaching becomes genuine!
2. Have the students stand or walk or raise their hands, etc. as you begin the lesson on praise. It is good to have organized ways for the students to move in class. Bodies are created to move, and moving helps the students pay attention as well as learn ways of expressing praise to the Lord. Praise can be quiet, or it can be buoyant in dance, flagging, singing, clapping or raising hands to the Lord.
3. A "rule" that will bring success to both teacher and students is: If you have talked for 30 seconds, you have talked too long! After 30 seconds of listening to someone talk, the students will begin to lose focus and their minds will wander. Keep talking time by the teacher crisp and focused by using as few words as possible.
4. Watch your students' eyes! If you have lost eye contact, you have lost them.

5. Help keep the students involved by giving them physical actions to use with the words of praise, or by bringing in musical instruments or flags to supplement the praise times. This is a great time to incorporate music as a way of praise, so come ready to sing. If you don't sing, you can ask someone who does to come and help, or you can always use CD's for your music.

6. As you teach, develop the skill of keeping the attention of your students by asking questions that keep the students involved in the learning process. As students articulate answers to your questions, learning is occurring! Their answers will also tell you if they are understanding the lesson. If you hear confusion, this is the perfect time to re-teach and clarify.

The following are *examples of questions* that help keep students involved during the Praise time:

1. Teacher: Is God good?
Students reply: YES!

2. Teacher: Even when things aren't going your way, is God good?
(This question could branch into an interesting discussion.)
Students reply: YES! – God is always good!!

3. Teacher: So we can praise God all the time?
Students: YES!

4. Do you know someone in the Bible who praised God all the time?
(If they don't know, teach them a QUICK (1minute or less) story about David, and remind them that David praised the Lord all the time. In fact, he said, "I will bless the Lord at all times, His praise shall continually be in my mouth!"

5. Teacher: Let's practice thanking God by saying this week's fruit of the Spirit definition together.

6. Teacher: An example of helping the students understand the fruit of the Spirit is as follows: When doing "Peace" as the fruit of the Spirit, you could bring in pictures of a green meadow or a quiet stream, etc. and discuss with the students how these images help us understand the peace of the Holy Spirit. You can always be creative in introducing and teaching these topics.

7. At this point, you can have the students sit down and write a way that God has blessed them during the week or on that day.

You are on your way now. May the Lord bless you and inspire you as you Praise Him and teach the next generation of His children the beauty of praising our Lord!

The following are a few verses to inspire praise:

Ps. 139:14 I will praise you for I am fearfully and wonderfully made.

Ps. 149:3 Let them praise His name with dance; let them sing praises to Him with timbrel and harp.

II Chr. 7:6b His mercy endures forever!

Ps. 7:17 I will praise the Lord according to His righteousness.

Ps. 138:2 And praise Your name for Your lovingkindness and truth.

Ps. 118:21 I will praise you for You have answered me, and have become my salvation.

Ps. 118:28 You are my God and I will praise You; You are my God, I will exalt You.

II Chr. 20:19 The Korahites stood up to praise the Lord God of Israel with voices loud and high...

Ps. 42:4b I went with them to the house of God with the voice of joy and praise with a multitude that kept a pilgrim feast.

Ps. 74 21 Let the poor and the needy praise Your name.

Ps. 117:1 Praise the Lord, all you Gentiles! Laud Him, all you peoples!

EL SHADDAI MINISTRIES

Teacher's Lesson Flow:

In the Wilderness (Bamidbar) במדבר

Numbers 1:1-4; Hosea 2:1-22; John 1-2

Life Verse: John 1:1 (NKJV)

In the beginning was the Word, and the Word was with God, and the Word was God.

5.

Reinforcing the WORD to Build "Banah" lives

- Quickly review Prayer and Praise Words to Thank YHVH God.
- Review the Life Verse: John 1:1
- Review the Hebrew letters and vocabulary.
- Who is the eternal Word?
- What does it mean to be a servant of God?
- Does Yahweh keep His promises?
- How can you conquer temptation?

4.

New Testament "B'rit Chadashah"

- Who is the devar – word?
-John 1:1-4, 14
- Baptism of Yeshua
-John 1:33-34
- Testing of Yeshua and His answers
-Luke 4:1, 8 – How to serve God

Pattern of Being Servants of God in our Tasks

1. **Start Here**

PRAISE "Hallel"

- Practice Prayer and Praise Words to the Lord Including the Fruit of the Spirit Definition and Hebrew Praise Word.
- Life Verse Practice
- Hebrew Writing Practice
- Read Story

Children's work pages begin here!

2.

God's Teachings/Law – "Torah"

- Being servants of Yahweh
- Leviticus 25:55
- Organizing by families
- Numbers 1:2;20-45
- Levites
- Numbers 1:47-53
- Positioned with special tasks
- Numbers 4:49
- Hebrew words
- Bamidbar, Aazaar

3.

Prophets/Writings "Haftarah"

- God's promises to Israel
- Hosea 2:14, 15, 19, 23

Teacher's Special Instructions

We start with a lesson on the Hebrew language. We will both write and speak Hebrew.

We do this for two reasons:

- 1) All students are at the same level in learning a new language, and they enjoy it.
- 2) It gives the students a chance to learn biblical truths embedded in the original language of the Hebrew Scriptures (Old Testament). Start by pointing out they are used to reading from left to right, but Hebrew reads from right to left. They also will need to write Hebrew from right to left.

Materials and Vocabulary:

- a. White board, black board or large easel and paper
- b. Markers
- c. Handouts or writing paper for the students
- d. Pens or pencils for the students
- e. The words used on their Hebrew writing pages are all words that are related to each individual lesson. Generally, a Hebrew word is chosen from the lesson and emphasized each week, both to teach character and increase understanding of the concepts being taught. New words will be in the box on the upper right of this page. Various names of God will also be taught in Hebrew.

NEW HEBREW WORDS transliterated

Bamidbar (In the wilderness)

Davar (Word)

Zachar (remember)

Preparation:

- a. Choose 2 or 3 Hebrew words from the Hebrew writing page(s). On the board, write the words in English and in the transliterated form given in the left column of the Hebrew writing page(s).
- b. Leave space to write the word in Hebrew.
- c. Explain that the letters they see on the page are written in book print like they might see on a sign, or that they would print themselves.

Procedure:

- a. Demonstrate the writing procedure of two or three Hebrew words on the board. Have the students follow your directions on their work pages. Be sure to point out the special features of each letter.
- b. Then have the students try a few words on their own, or complete the rest of the page. The ability to finish the whole exercise will depend on how much time you have. (2 to 5 minutes time is needed to finish the page.)

Israeli street sign



Games/Activities: Normally games are played after children's work pages are complete.

For these lessons use the counting of the Omer. The teacher instructions and the activity is on pages 177-179.

Prayer and Praise Words

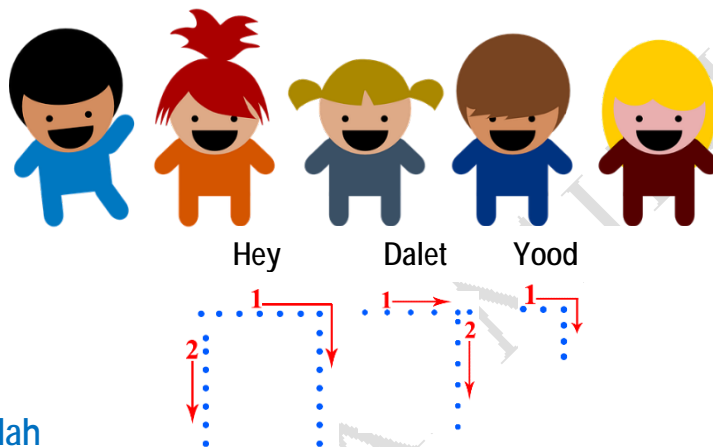
(Thank you ...Bless you...)

GOODNESS: I thank you Lord that the **truth of Your Word** in my heart helps me to be pure as Your **Holy Spirit guards me**.

1. Let's thank God for one thing He has blessed you with this week.

Write your thank you here:

PRAISE is a way to THANK GOD for HIS Goodness to us and others.



Praise word: Yadah

EXPRESS Gratitude, Thankfulness and Surrender

Yadah means "the extended hand, to throw out the hand, therefore to worship with extended hand."


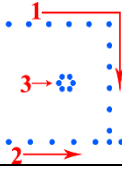
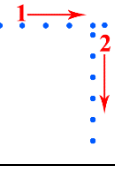
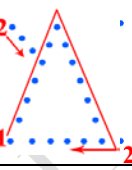
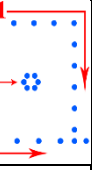
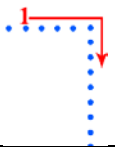
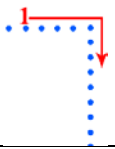
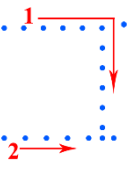


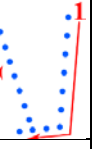
Psalm 28:7 (NKJV)

The LORD *is* my strength and my shield;
My heart trusted in Him, and I am helped;
Therefore my heart greatly rejoices,
And with my song I will praise Him.

Life Verse: John 1:1 (NKJV)

In the beginning was the Word, and the Word was with God, and the Word was God.

Pattern of Being Servants of God in our Tasks

Hebrew/English	<div style="display: flex; justify-content: space-between; align-items: center;"> ← Write and read Hebrew from right to left. ← Start here </div>
Bamidbar (in the wilderness)	<div style="display: flex; justify-content: space-around; align-items: flex-start;"> <div style="text-align: center;"> Reysh  </div> <div style="text-align: center;"> Beit  </div> <div style="text-align: center;"> Dalet  </div> <div style="text-align: center;"> Mem  </div> <div style="text-align: center;"> Beit  </div> </div>
Practice Writing	
Davar (Word)	<div style="display: flex; justify-content: space-around; align-items: flex-start;"> <div style="text-align: center;"> Dalet  </div> <div style="text-align: center;"> Reysh  </div> <div style="text-align: center;"> Vet  </div> </div>
Practice Writing	
Aazaar (to Serve)	<div style="display: flex; justify-content: space-around; align-items: flex-start;"> <div style="text-align: center;"> Reysh  </div> <div style="text-align: center;"> Zayin  </div> <div style="text-align: center;"> Ayin  </div> </div>
Practice Writing	





BaMidbar – In the Wilderness במדבר




Num. 1:1-4:20; Hos 2:1-22; Jn. 1-2





OK, let's say you and your brother and sister are in the play room with your favorite cartoon on, and its turned up really loud. Mom is calling from the kitchen saying, If you come right now, you can have cookies and ice cream! But you can't hear her or you aren't listening because you are being distracted by the TV.

Do you think God called Israel, His children, into the wilderness so that they could hear Him better?

In Hebrew the word     (BaaMeedbar) means in the wilderness!

The last 3 letters of this word are    (daavaar) and mean "word".

The letter dalet  means door and the two letters beit  and resh  together say







baar and mean son. The beit  at the beginning means house and the mem  means chaos. If you put this all together it tells us: In the wilderness the house that ends chaos would come through the word which is the door to the son!
How do you think that can be? How can the word lead to the son?


Israel had come out of Egypt and been in the wilderness for 1 year and 1 month now. (Nu. 1:1) In this time, Israel had become a nation with laws, and they had built a tabernacle where God lived!! There was NO OTHER NATION having GOD ALMIGHTY, live RIGHT in the MIDST OF THE PEOPLE!

How did God's presence with them affect them? They could see the Tabernacle and the cloud by day and fire by night. NO OTHER PEOPLE could say, The Living God dwells with us!! Did God become their identity? They could say, We belong to God who lives with us! He calls us His servants. (Lev.25:55) God said, I am the LORD, their God. (Lev.26:44) No other people had this honor!

If you believe in Yeshua, you are God's servant!
(Matt. 4:10; Col.3:24) Why is this an honor?



In Hebrew,    (aazaar) is the word "to serve". Taking the meaning of each letter we see this picture: When you understand  that our  weapon is the Son who is head  of all things you will serve Him.



It had been a year and a month since the children of Israel had been delivered from slavery, and they lived in the wilderness. During that time, they'd probably gotten to know each other and make friends. Now God wants to get them organized by families, and He tells Moses and Aaron to count by family using the father's name, all the Israelite men from 20 and older who are able to go to war. God knew exactly how many from each family would be able to go to war! (Nu.1:2,3; 26,28,30,32,24,26,38,40,42,and 45)

Then God assigned a special place around the tabernacle where each family would camp. (Nu. 2:2)





But the Levites were not to be counted, for God appointed them to take care of the tabernacle, and carry the tabernacle whenever God said they were moving. (Nu. 1:47-53)

Numbers 4:49 tells us that each was numbered according to his service and according to his task! Do you know that you have a special task that you do for God?




The prophet Hosea tells us that God brought Israel into the wilderness to speak comfort to her, give her vineyards, give a DOOR of hope, cause her to sing, have mercy on her and take her as a bride forever! (Hos.2:14,15,19,23)

Did you count how many wonderful things God wanted to do for Israel in the wilderness?

Remember the Hebrew word     (BaaMeedBaar)?

And    (daavaar) means the door to the son, and all three letters together mean:

"WORD". Now listen and solve this mystery:
Who is the WORD?



The apostle John tells us that the Word was in the beginning; the Word was with God; the Word was God! He was in the beginning with God. All things were made through Him; In Him was life....And the Word BECAME FLESH and dwelt among us, and we beheld His glory as of the only begotten of the Father, full of grace and truth! (Jn.1:1,2,3,4,14) Did you solve the mystery? Yeshua is the Word!!

John the Baptist said, This is the Son of God! John baptized Yeshua, and after He was baptized

He was led into the wilderness. The devil tempted him the wilderness and Yeshua said two things to the Devil.

He said: Man shall not live by bread alone, but by EVERY WORD OF GOD!

And He said, Get behind Me, Satan! For it is written, You shall worship the LORD your God and Him ONLY YOU SHALL SERVE! (Lk. 4:1&8)

You are a special servant of God!
How will you serve Him this week?



Is GOD your identity? YES or NO Does God's presence affect what you do? YES or NO

?

?

?

Do you think God called Israel, His children, into the wilderness so that they could hear Him better?



TORAH (God'S Teachings/Law): Leviticus 25:55 (NKJV)

For the children of Israel are servants to Me; they are My servants whom I brought out of the land of Egypt: I am the Lord your God.

1. Tell someone how you hear God?

2. In Leviticus 25:55 Yahweh said that


the children of Israel are _____ to Me. I am the _____ your _____.

There was
NO OTHER NATION
having GOD ALMIGHTY,
live RIGHT in the MIDST OF THE PEOPLE!

Now God wants to get
Israel organized by families

TORAH (God'S Teachings/Law) : Numbers 1:2-3 (NKJV)

² "Take a census of all the congregation of the children of Israel,
by their families, by their fathers' houses, according to the number of names, every male
individually, ³ from twenty years old and above—
all who *are able* to go to war in Israel.
You and Aaron shall number them by their armies.



1. Moses and Aaron counted men

from _____ years old and above.

2. What task were these men to be able

to do? Able to _____ to _____ in _____.

Then God assigned a special place around the tabernacle
where each family by tribe would camp.

READ ALOUD Tribes of Israel -

TORAH (God'S Teachings/Law): Numbers 2:1-2, 2:17, 2:33-34

Numbers 2:1-2 (NKJV)

2 And the LORD spoke to Moses and Aaron, saying: ² "Everyone of the children of Israel shall camp by his own standard, beside the emblems of his father's house; they shall camp some distance from the tabernacle of meeting.

Numbers 2:17 (NKJV)

¹⁷ "And the tabernacle of meeting shall move out with the camp of the Levites in the middle of the camps; as they camp, so they shall move out, everyone in his place, by their standards.

Numbers 2:33-34 (NKJV)

³³ But the Levites were not numbered among the children of Israel, just as the LORD commanded Moses.

³⁴ Thus the children of Israel did according to all that the LORD commanded Moses; so they camped by their standards and so they broke camp, each one by his family, according to their fathers' houses.

EAST: JUDAH, _____ and _____ SOUTH: REUBEN, _____ and _____

LEVITIES

WEST: EPHRAIM, _____ and _____ NORTH: DAN, _____ and _____

Answers: Naphtali Asher Benjamin Manasseh Gad Simeon Zebulun Issachar



HAFTARAH (Prophets / Writings) Hosea 2: 14, 15, 19, 23
God's promises to Israel

1. Draw a line from promises Hosea says God gives to Israel and the verse in the text where it is found.

¹⁴ "Therefore, behold, I will allure her,
Will bring her into the wilderness,
And speak comfort to her.

He will give her a DOOR of hope

¹⁵ I will give her her vineyards from there,
And the Valley of Achor as a door of hope;
She shall sing there,
As in the days of her youth,
As in the day when she came up from the
land of Egypt.

He will have mercy on her and take
her as a bride forever!

¹⁹ "I will betroth you to Me forever;
Yes, I will betroth you to Me
In righteousness and justice,
In lovingkindness and mercy;

He will cause her to sing

²³ Then I will sow her for Myself in the earth,
And I will have mercy on *her who had not*
obtained mercy;
Then I will say to *those who were not My*
people,
'You are My people!'
And they shall say, 'You are my God!'"

He will give her vineyards

He will speak comfort to her

Apostle John tells us that:

Brit Chadashah (New Testament) John 1:1-4 (NKJV)

1 In the beginning was the Word, and the Word was with God,
and the Word was God. ² He was in the beginning with God.

³ All things were made through Him, and without Him nothing was made that was made.

⁴ In Him was life, and the life was the light of men.

Brit Chadashah (New Testament) John 1:14 (NKJV)

¹⁴ And the Word became flesh and dwelt among us, and
we beheld His glory, the glory as of the only begotten
of the Father, full of grace and truth.



Circle these promises in the scriptures above.

- the Word was in the beginning
- the Word was with God
- the Word was God!
- He was in the beginning with God.
- All things were made through Him;
- In Him was life....And the Word BECAME FLESH and dwelt among us
- we beheld His glory as of the only begotten of the Father, full of grace and truth!

Did you solve the mystery? Who is the word? _____ is the Word!!

Barook (Blessing) Elohim bless you with creativity and to love as He loves.

(Teacher note:

You can bless the students at the end of the class with this blessing as a whole group or individually.)

Games and Activities Teacher Instructions

For each of the lessons one of the games has been suggested to re-enforce the theme of the lesson. We have used the following games in a variety of ways. You can use the game suggested or choose another which fits your students and your time frame.

A list of general games that can be used for any/all lessons is included on pages 167-176.

COUNTING THE OMER

When this portion is usually read we are "Counting the Omer." This is the traditional countdown between First Fruit and Shavuot. We practice with the students and count the days as well as say the prayer and Psalm 67. Activity page is on page 179.

1. Speak aloud the blessing.
2. Read Psalm 67 aloud.
3. Have the students draw hearts to count the days that have already passed adding one for this day.

EACH ONE WRITE ONE

1. Form teams.
2. Have each team member write a question about the lesson on a 3x5 card or piece of paper. (Older children can assist younger children on their team who may need help with this.)
3. Pass all the questions in. The teacher reads one team's questions to the other team – one member at a time answers the question.
4. 1,000 points is awarded for each correct answer.
5. The first team to have 10,000 points wins

Teacher's Lesson Flow:
Take Up (Nasso) נשנ

Numbers 4:21-7:89~Judges 13:2-25~John 3-4

Life Verse: John 3:16 (NKJV)

For God so loved the world that He gave His only begotten Son,
that whoever believes in Him should not perish but have everlasting life.

5.

Reinforcing the WORD to Build "Banah" lives

- a. Quickly review Prayer and Praise Words to Thank YHVH God.
- b. Review quickly Life Verse: John 3:16
- c. What does it mean to be blessed by God?
- d. Does Yahweh keep His promises?
- e. How do you find peace?
- f. Do you know the One called Wonderful?

4.

New Testament
"B'rit Chadashah"

- a. God's Son given for our salvation
-John 3:16
- b. How to get everlasting life and true peace
- John 3:36

Pattern of
Blessing
through
Yeshua

1.

Start Here

PRAISE "Hallel"

- a. Practice Prayer and Praise Words to the Lord Including the Fruit of the Spirit Definition and Hebrew Praise Word.
- b. Life Verse Practice
- c. Hebrew Writing Practice
- d. Read Story

3.

Prophets/Writings "Haftarah"

- a. God's promise of Sampson and His blessing
-Judges 13:2-25
- b. Promise of the One called Wonderful
-Isaiah 9:6

2.

God's Teachings/Law - "Torah"

- a. Separated for God - Nazirite
- Numbers 6:1-21
- b. God's commanded blessing
- Numbers 6:22-27

Children's work pages begin here!

Teacher's Special Instructions

We start with a lesson on the Hebrew language. We will both write and speak Hebrew.

We do this for two reasons:

- 1) All students are at the same level in learning a new language, and they enjoy it.
- 2) It gives the students a chance to learn biblical truths embedded in the original language of the Hebrew Scriptures (Old Testament). Start by pointing out they are used to reading from left to right, but Hebrew reads from right to left. They also will need to write Hebrew from right to left.

Materials and Vocabulary:

- a. White board, black board or large easel and paper
- b. Markers
- c. Handouts or writing paper for the students
- d. Pens or pencils for the students

Nasso (Take up)

Paalay (Wonderful)

Shalom (Peace)

Preparation:

- a. Choose 2 or 3 Hebrew words from the Hebrew writing page(s). On the board, write the words in English and in the transliterated form given in the left column of the Hebrew writing page(s).
- b. Leave space to write the word in Hebrew.
- c. Explain that the letters they see on the page are written in book print like they might see on a sign, or that they would print themselves.
- d. The words used on their Hebrew writing pages are all words that are related to each individual lesson. Generally, a Hebrew word is chosen from the lesson and emphasized each week, both to teach character and increase understanding of the concepts being taught. New words will be in the box on the upper right of this page. We also teach various names of the Triune God in Hebrew.

Israeli street sign



Procedure:

- a. Demonstrate the writing procedure of two or three Hebrew words on the board. Have the students follow your directions on their work pages. Be sure to point out the special features of each letter.
- b. Then have the students try a few words on their own, or complete the rest of the page. The ability to finish the whole exercise will depend on how much time you have. (2 to 5 minutes time is needed to finish the page.)

Games/Activities: Normally games are played after children's work pages are complete.

Continue to use the Counting the Omer activity on page 179.

Prayer and Praise Words

(Thank you ...Bless you...)

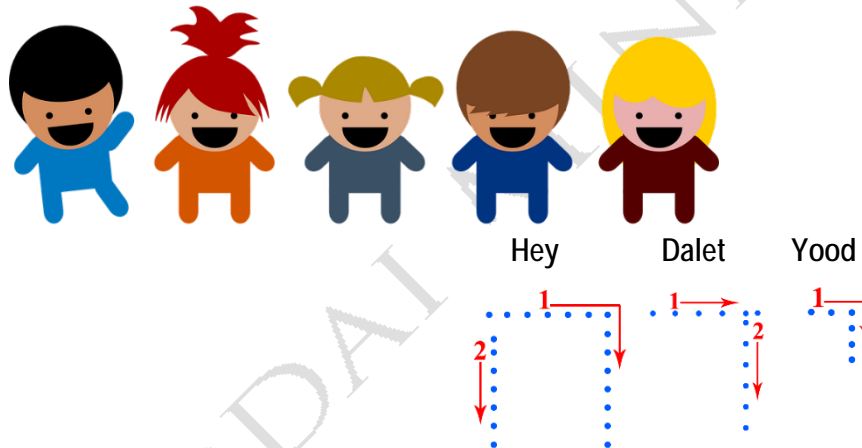
Say together and discuss briefly.

Peace: Even when I don't understand, thank you for PEACE, that your Holy Spirit causes to flow through me like a quiet stream flows through a green meadow.

1. Let's thank God for one thing He has blessed you with this week.

Write your thank you here:

PRAISE is a way to THANK GOD for HIS Goodness to us and others.



Praise word: Yadah

EXPRESS Gratitude, Thankfulness and Surrender

Yadah means "the extended hand, to throw out the hand therefore to worship with extended hand."



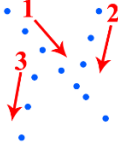
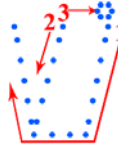
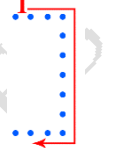
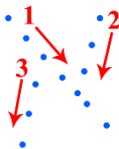
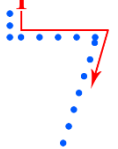
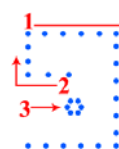
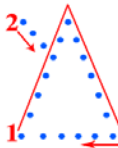

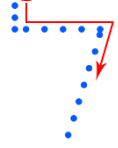
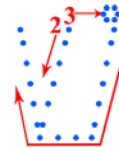
Psalm 43:5 (NKJV)

Why are you cast down, O my soul? And why are you disquieted within me? Hope in God; for I shall yet praise Him, the help of my countenance and my God.

Life Verse: John 3:16 (NKJV)

For God so loved the world that He gave His only begotten Son, that whoever believes in Him should not perish but have everlasting life.

Pattern of Blessing through Yeshua

Hebrew /English	 Write and read Hebrew from right to left  Start here
Nasso (Take up)	<div> <div>Aleph</div> <div>Sheen</div> <div>Noon</div> </div>   
Practice Writing	
Paalay (Wonderful)	<div> <div>Aleph</div> <div>Lamed</div> <div>Pey</div> </div>   
Practice Writing	
Shalom (Peace)	<div> <div>Mem</div> <div>Vav</div> <div>Lamed</div> <div>Sheen</div> </div>    
Practice Writing	

Nasso – Take Up נשא
Numbers 4:21-7:89; Jud. 13:2-25; Jn. 3-4

Can you imagine what it would be like to have the **Angel of the LORD** appear right in front of you and talk to you?



That is exactly what happened to Manoah's wife! Manoah and his wife lived in Zorah, Israel during the time of the judges. Manoah and his wife had no children. And the Angel of the LORD appeared to the woman and said to her, indeed now, you are barren and have had no children, but you will conceive a son. Now please be careful not to drink wine or eat anything unclean, and when your son is born, do not cut his hair. For the child will be a Nazarite to God from his birth til his death. That means he would be separated to God – to fulfill God's purposes for his life. (Numbers 6:1-21) What would Sampson's purpose be? The Angel of the LORD said that Sampson would deliver Israel from the hand of the Philistines! As long as he was separated to God, he would be a mighty warrior hero! (Judges 13:2-16:31)

The woman was so excited she came and told her husband about the awesome Angel of the LORD, but she didn't know his name or where He had come from. (Judges 13:6)

What would you do if you were Manoah? Would you want to talk with this Angel of the LORD? Well, Manoah prayed for God to let this Man of God come again and teach us what they were to do for this child they would have. Do you think "Man of God," is another name for this angel?




And God answered Manoah's prayer, sending the ANGEL OF GOD again to Manoah's wife. She ran to tell her husband saying, the Man who appeared to me is back!!! Manoah followed his wife, and seeing the Man he asked, "Are you the Man who spoke to this woman?" He said, "I am!" Then Manoah asked the man his name. The Angel of the LORD said "why do you ask My name seeing it is Wonderful?" (Judges 13:8-18)



Was this special Angel giving Manoah a clue to who he is? John 3:16 says, For God so loved the world that He gave **His only begotten Son.....**, and when Isaiah was describing Yeshua, he said Unto us a **Son would be given** and one of His names would be **wonderful!!** (Isaiah. 9:6)

In Hebrew, the word for wonderful is  (aleph, lamed, pey – paaley)

In the ancient Hebrew these letters mean that God would be a shepherd and speak wonderful news! Who do you think this could be describing?



Then Manoah said to his wife, **We have seen God!** And the Angel of the LORD ascended toward heaven in the flame of the altar! The Bible tells us that no man has seen God and lived (Exodus 33:20), so who did Manoah and his wife see? Can you connect this with the Hebrew word “wonderful” to tell who this Angel of the LORD could have been?

And just as the Angel of SAID, Manoah’s wife had him Sampson. And the child grew, and the LORD you notice that the **Lord blessed Sampson**? Do you too? Good news! God wants to bless you, too!



the LORD HAD a son and called blessed him. Did want God’s blessing

The Lord spoke to Moses and told him how to bless God’s people. **This is the blessing God wants to give you:**



The LORD bless you and keep you;
The LORD make His face to shine upon you,
And be gracious to you.
The LORD lift up His countenance upon you and give you peace.
The Hebrew word for peace is “shalom”.



The Hebrew word shalom is  (mem, vav, lamed, sheen), and if you take the

meaning of each letter, together they mean: destroy the ruler connected to chaos and you will have peace/shalom.




Do you know how to be blessed with peace? You can only have true peace when you believe in God's Son, Yeshua.

John 3:16 says: For God so loved the world, He gave His only begotten Son; that whoever believes in Him will not perish, but have eternal life.

Belief in God's Son also gives you life FOREVER and you don't have to worry about God's wrath!

He who believes in the Son has everlasting life; and he who does not believe the Son shall not see life, but the wrath of God abides on him. (John 3:36)

True shalom is believing in Yeshua. Can you tell someone how to stop worrying and how to have shalom/peace today?



HAFTARAH (Prophets / Writings) Judges 13:2-25

What would it be like to have an angel of the Lord appear to you?
Number the events in the proper order.



Manoah prayed for God to let the Man of God come again and teach them what they were to do for this child they would have.

Judges 13:8

The Angel of the LORD said that Sampson would deliver Israel from the hand of the Philistines!





God answered his prayer.
Judges 13:9-18


As long as he was separated to God, he would be a mighty warrior hero!

The Angel of the LORD said why do you ask My name seeing it is wonderful?



We have seen God!
Judges 13:20

And the Angel of the LORD ascended toward heaven in the flame of the altar!






Judges 13:24-25

Manoah's wife had a son and called him Sampson. And the child grew, and the LORD blessed him.



"The child shall be a Nazarite from birth."
Numbers 6:1-21



An angel of the Lord appeared to Manoah's wife in Norah!

Judges 13:2-5

Indeed now, you are barren and have had no children, but you will conceive a son.

That means he would be separated to God – to fulfill God's purposes for his life.

Was this special Angel giving Manoah a clue to who he is?

John 3:16 (NKJV)

For God so loved the world that He gave His only begotten Son, that whoever believes in Him should not perish but have everlasting life.

Isaiah 9:6 (NKJV)

For unto us a Child is born,
Unto us a Son is given;...
And His name will be called
Wonderful, Counselor,
Mighty God,...

1. Who's name is Wonderful?

TORAH (God's Teachings / Law) Numbers 6:22-27

The Priestly Blessing

²² And the LORD spoke to Moses, saying:



²³ "Speak to Aaron and his sons, saying, 'This is the way you shall bless the children of Israel. Say to them:

²⁴ "The LORD bless you and keep you;

²⁵ The LORD make His face shine upon you, And be gracious to you;

²⁶ The LORD lift up His countenance upon you, And give you peace.'"

²⁷ "So they shall put My name on the children of Israel, and I will bless them."



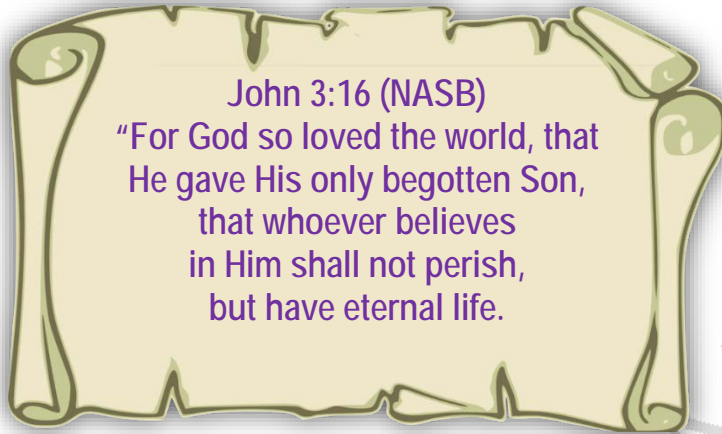
Draw a picture of you receiving the Blessing!

Do you know how to be blessed with peace?

1. Do you believe in God's Son, Yeshua(Jesus)?

YES or NO




Believe in God's Son, Yeshua.




2. Do you know that you are blessed with PEACE when you ask Yeshua to forgive your sins and HE is your Lord, Shepherd and King?

YES or NO

Count your blessings 1 by 1 and thank God for His Love and Help!

 God has blessed <u>me</u> with: (Write or draw the blessings)	 God has blessed <u>my family</u> with: (Write or draw the blessings)	 God has blessed <u>my friends</u> with

True shalom is believing in Yeshua.



Can you tell someone how to stop worrying
and how-to have shalom/peace today?

1. Write one or two names of those who need GOD's forgiveness and shalom/peace.

2. Can you pray for them? YES or NO

3. Pray for Israel to have the shalom/peace of God, especially the children.

Life Verse: John 3:16 (NKJV)

For God so loved the world that He gave His only begotten Son,
that whoever believes in Him should not perish but have everlasting life.

Barook (Blessing) May Elohim bless you with Faith and Strength as He upholds you.

(Teacher note:

You can bless the students at the end of the class with this blessing as a whole group or individually.)

Games and Activities Teacher Instructions

For each of the lessons one of the games has been suggested to re-enforce the theme of the lesson. We have used the following games in a variety of ways. You can use the game suggested or choose another which fits your students and your time frame.

A list of general games that can be used for any/all lessons is included on pages 167-176.

Counting the Omer

When this portion is usually read we are "Counting the Omer." This is the traditional countdown between First Fruit and Shavuot. We practice with the students and count the days as well as say the prayer and Psalm 67. Activity page is on page 179.

1. Speak aloud the blessing.
2. Read Psalm 67 aloud.

Have the students draw hearts to count the days that have already passed adding one for this day.

BUILD BOB

1. Have a list of questions from the current or the past several lessons.
2. Divide the class into even teams.
3. Ask alternating teams a question. The teams can discuss the answer if they need to. For each correct answer, the team gets to draw a "body part" on the board. The "drawings" consist of stick figures with a round head.
4. There are 6 body parts to be a complete "Bob" – the head, the body, two arms and two legs – If you want the game to go longer, hands and feet can be added. The first team to build Bob wins.

Teacher's Lesson Flow: When you set up (Beha'alot'cha) **בהעלותך**
Number 8:1-12:16 ~ Zechariah 2:14-4:7 ~ John 5-6

Life Verse Practice: Zechariah 4:6 (NKJV)

⁶ So he answered and said to me: "This *is* the word of the LORD to Zerubbabel:
'Not by might nor by power, but by My Spirit,' Says the LORD of hosts.

5.

Reinforcing the WORD to Build "Banah" lives

- Prayer and Praise Words to Thank YHVH God.
- Review Life Verse: Zechariah 4:6
- Review Hebrew letters and vocabulary.
- Why was it important for God's people to follow directions?
- When a job is hard do you listen to God's word and ask the Holy Spirit for help?
- Whose word do you follow?
- Who gives you the power to do the difficult job?
- Why do you give thanks to God when He helps?

4.

New Testament
"B'rit Chadashah"

- A big job that Yeshua (Jesus) does is feeding 5,000 men and their families -John 6:1-14

Pattern of
Believing
God's Word
is important

1.

Start Here

PRAISE "Hallel"

- Practice Prayer and Praise Words to the Lord Including the Fruit of the Spirit Definition and Hebrew Praise Word.
- Life Verse Practice
- Hebrew Writing Practice
- Read Story

3.

Prophets/Writings "Haftarah"

- Zerubbabel and the return to Israel - Ezra 2:2; 3:8-9
- The promise of finishing - Zechariah 4:6-9
- How it will be done - Zechariah 4:6-7

Children's work pages begin here!

2.

God's Teachings / "Torah"

- Following God in a cloud -Numbers 9:15-19
- Moving out in God's order -Numbers 10:1-8

Teacher's Special Instructions

We start with a lesson on the Hebrew language. We will both write and speak Hebrew.

We do this for two reasons:

- 1) All students are at the same level in learning a new language, and they enjoy it.
- 2) It gives the students a chance to learn biblical truths embedded in the original language of the Hebrew Scriptures (Old Testament). Start by pointing out they are used to reading from left to right, but Hebrew reads from right to left. They also will need to write Hebrew from right to left.

Materials and Vocabulary:

- a. White board, black board or large easel and paper
- b. Markers
- c. Handouts or writing paper for the students
- d. Pens or pencils for the students
- e. The words used on their Hebrew writing pages are all words that are related to each individual lesson. Generally, a Hebrew word is chosen from the lesson and emphasized each week, both to teach character and increase understanding of the concepts being taught. New words will be in the box on the upper right of this page. Various names of God will also be taught in Hebrew.

New Hebrew words transliterated

Baha-Alotcha (When you settle)

All-pee (upon the Word)

Heyaanaan (Cloud)

Preparation:

- a. Choose 2 or 3 Hebrew words from the Hebrew writing page(s). On the board, write the words in English and in the transliterated form given in the left column of the Hebrew writing page(s).
- b. Leave space to write the word in Hebrew.
- c. Explain that the letters they see on the page are written in book print like they might see on a sign, or that they would print themselves.

Procedure:

- a. Demonstrate the writing procedure of two or three Hebrew words on the board. Have the students follow your directions on their work pages. Be sure to point out the special features of each letter. Be sure to write from right to Left.
- b. Then have the students try a few words on their own, or complete the rest of the page. The ability to finish the whole exercise will depend on how much time you have. (2 to 5 minutes time is needed to finish the page.)

Israeli street sign



Games/Activities: Normally games are played after children's work pages are complete.

You will continue to use the Counting the Omer activity from page 179 and the teacher instructions from page 177.

General games and instructions are on pages 167-176.

Prayer and Praise Words


(Thank you ...Bless you...)

LOVE: I thank you LORD for covering me with LOVE that flows from Your heart so I can reach out in LOVE to others.

1. Let's thank God for one thing He has blessed you with this week.

Write your thank you here: _____

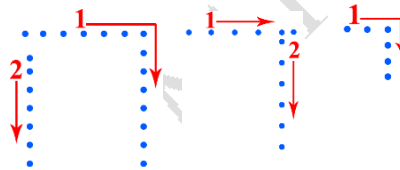
PRAISE is a way to THANK GOD for HIS Goodness to us and others.



Hey

Dalet

Yood



Praise word: Yadah

EXPRESS Gratitude, Thankfulness and Surrender

Yadah means: the extended hand, to throw out the hand, therefore to worship with extended hand.

Psalms 99:3 (NKJV)

Let them praise Your great and awesome name—
He is holy.

Life Verse Practice: Zechariah 4:6 (NKJV)

⁶ So he answered and said to me: "This is the word of the LORD to Zerubbabel:
'Not by might nor by power, but by My Spirit,' Says the LORD of hosts.

בהעלותך (Beha'alot'cha) When you set up Numbers 8:1 – 12:16~ Zechariah 2:14-4:7 ~ John 5-6



Have you ever been on a trip and gotten lost? How did you get back on track? Imagine the children of Israel out in the wilderness – a place they had never been. There were no cell phones, no gas stations, no GPS, and no road signs! How would they possibly know how to get where God wanted them to go? God had an amazing plan! On the day, the tabernacle was raised up, the cloud by day the fire by night, and God's presence was in the cloud. When the cloud lifted up and moved, the children of Israel move and follow it. When it stopped, the children of Israel and pitch their tents. If they did not follow God in the cloud, lost!
(Numbers 9:15-19)



covered it
cloud.
would
would stop
they were

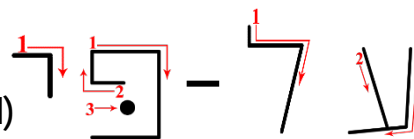


There were 600,000 men in this huge group. How would they know who should go first when they moved out? The Lord told Moses to make 2 silver trumpets to be used for calling the congregation and for directing the movement of the camp. When the horns were blown to they would know the 1st sound of the camps on the east would go first. The came from the trumpets, the southern move out. When you think about this plan, God does things in an orderly way? Does about how you should do your work?



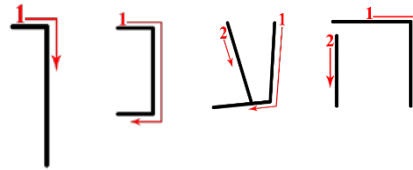
tell people to advance,
trumpet meant the
second time this sound
camps would start to
how do you know that
that tell you anything

In the Hebrew the words (all-pee) (ayin,lamed,pey,yood)



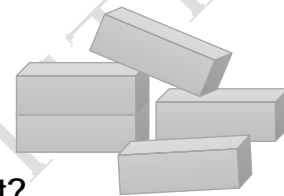
When we use the meanings of each letter here is what we see: To See/Understand, God is the shepherd who speaks God's word." The "yood" also means hand. When the people saw, the cloud moving, their hands needed to get to work to pack up and move with God at His Word! All-pee is used 7 times in 8 verses! This means it is very important! (Numbers 9:15-23)

Also, the word (final noon, noon, ayin, hey)




(Heyaanaan) is the word for “cloud” and means:

Behold and understand – life – life is in the cloud! This word is used 10 times in 8 verses! Do you remember whose presence is in the cloud? What does this teach us about God? (Numbers 9:15-23)



Have you ever had a job so big that you thought you couldn't do it?



The prophet Zechariah tells us about a man named Zerubbabel. Zerubbabel returned to Israel after he and his people had been in Babylonian captivity for 70 years! Upon returning, the people saw heaps of ruins as everything, including the Temple of God, had been completely destroyed! (II Chronicles 36:19; Ezra 3:1-9) Now Zerubbabel wanted to rebuild God's temple, but felt overwhelmed.

How could he even get started with piles of rubble everywhere? God told him how saying, not by might nor by power but by My Spirit says the LORD of hosts. Who are you, O great mountain, before Zerubbabel? (Zechariah 4:6-7) You shall become a plain! That means the mountain would be made flat by God's Spirit. And the people who had come back with Zerubbabel began to build – working as one! (Ezra 3:8,9)

Though this job was huge, God says, the hands of Zerubbabel have laid the foundation of the temple. His hands shall also finish it... (Zechariah 4:9)

Did Zerubbabel do this big job by his own strength? NO –How did he get it done? By the Spirit of God giving him wisdom, and the people working as one! Does that mean he didn't do work? NO! Of course, he did work, alongside others who also



worked with their hands. Do you think they did it all in one day? NO! But little, by little they did it. This is why God said not to despise or hate small beginnings. Keep doing right, keep working, little by little and you will get the job done, with God's Spirit leading the way.




One day Yeshua sat on a hill with His disciples. He looked out and saw a multitude of people, and he asked Philip, a disciple, "Where shall we buy bread to feed these people? Philip knew this was a bigger job than they could do. It would take a lot more money than they had to buy food for all these people. But Andrew said that there was a boy who had 2 small fish and 5 barley loaves.

Is this too small an amount of food to feed a multitude with or should we think of it as a beginning?

Yeshua told everybody to sit down, then He thanked God for this small amount of food, and the food was passed out. Everyone ate as much as they wanted! Not only that, but there were 12 baskets full of bread LEFT OVER!

When you think you don't know the way or when a job seems too big or just a little bit of food doesn't begin to be enough for a huge crowd, what should we do?

What will you remember about following God's Word, working, the Spirit, and giving thanks?



Pattern of following the WORD and the HOLY SPIRIT

Hebrew /English	<div> <div>←</div> <div>Write and read Hebrew from right to left</div> <div>←</div> <div>Start here</div> </div>
Beha'alotcha (When you setup)	<div> <div>Final Kaf</div> <div>Tav</div> <div>Vav</div> <div>Lamed</div> <div>Ayin</div> <div>Hey</div> <div>Beit</div> </div>
Practice Writing	
all-pee (upon the word)	<div> <div>Yood</div> <div>Pey</div> <div>-</div> <div>Lamed</div> <div>Ayin</div> </div>
Practice Writing	
Heyaanaan (cloud)	<div> <div>Final Noon</div> <div>Noon</div> <div>Ayin</div> <div>Hey</div> </div>
Practice Writing	

How would they
possibly know
how to get where God
wanted them to go?



God's Presence
was
in the Cloud
by day
and Fire by night.


TORAH (God's Instructions/Laws) Numbers 9:15-19 (NKJV)

¹⁵ Now on the day that the tabernacle was raised up, **the cloud** covered the tabernacle, the tent of the Testimony; from evening until morning it was above the tabernacle like the appearance of fire.

¹⁶ So it was always: **the cloud** covered it *by day*, and the appearance of fire by night.

The Children of Israel
followed the cloud!

If they did not
follow God
in the cloud,
they were lost!



¹⁷ Whenever the cloud was taken up from above the tabernacle, after that the children of Israel would journey; and in the place where **the cloud** settled, there the children of Israel would pitch their tents.

When the people saw the cloud moving,
their hands needed to get to work
to pack up and move with God at His Word!



Would you be willing
to move with God
at His Word?

Even if it meant moving
many times?



י פ ל ע All-pee = upon the word

All-pee means "See/God is the Shepherd who speaks God's word" "Yood" also means hand.

Hebrew/English	Yood	Pey	Lamed	Ayin
All-pee upon the Word				
Writing Practice				

TORAH: God's Instructions/Laws) Numbers 9:18-23 (NKJV)

¹⁸ At the command of the LORD the children of Israel would journey, and at the command of the LORD they would camp; as long as the cloud

stayed above the tabernacle they remained encamped.

¹⁹ Even when the cloud continued long, many days above the tabernacle, the children of Israel kept the charge of the LORD and did not journey.

²⁰ So it was, when the cloud was above the tabernacle a few days:

according to the command of the LORD they would remain encamped, and according to the command of the LORD they would journey.

²¹ So it was, when the cloud remained only from evening until morning: when the cloud was taken up in the morning, then they would journey; whether by day or by night, whenever the cloud was taken up, they would journey.

²² *Whether it was* two days, a month, or a year that the cloud remained above the tabernacle, the children of Israel would remain encamped and not journey; but when it was taken up, they would journey.

²³ At the command of the LORD they remained encamped, and at the command of the LORD they journeyed; they kept the charge of the LORD, at the command of the LORD by the hand of Moses.

ה ע נ Heyaanaan = cloud

Behold and understand – life – life is in the cloud!

Hebrew/English	Final Noon	Noon	Ayin	Hey
Heyaanaan cloud				



Heyaanaan = cloud is used 10 times in 8 verses

Copyright © 2017 Sherry Lush, Karen L. Cowen, and Debora Sikes

With so many people,
how did Moses call
the people to come
together?



When God gave
the command to move,
Who went 1st?
And 2nd?

TORAH (God's Instructions/ Laws) Numbers 10:1-8 (NKJV)

And the LORD spoke to Moses, saying: ² "Make two silver trumpets for yourself; you shall make them of hammered work; you shall use them for calling the congregation and for directing the movement of the camps.

³ When they blow both of them, all the congregation shall gather before you at the door of the tabernacle of meeting.

⁴ But if they blow only one, then the leaders, the heads of the divisions of Israel, shall gather to you.

⁵ When you sound the advance, the camps that lie on the east side shall then begin their journey.

⁶ When you sound the advance the second time, then the camps that lie on the south side shall begin their journey; they shall sound the call for them to begin their journeys.

⁷ And when the assembly is to be gathered together, you shall blow, but not sound the advance.

⁸ The sons of Aaron, the priests, shall blow the trumpets; and these shall be to you as an ordinance forever throughout your generations.


1. God told them to make two _____ for calling and directing movement of the camps.
2. When both trumpets are blown who is to gather _____ the congregation?
3. If one trumpet is blown the _____, the heads of divisions of Israel shall gather to Moses.
4. When sons of Aaron shall sound the advance the 1st time the camps that lie on the _____ side of the Tabernacle began their journey.
5. When the advance sound the 2nd time the camps on the _____ side begin their journey.

Have you ever had a job so big that you thought you couldn't do it?

Haftarah (Prophets/Writings) Ezra 2:1-2

¹ Now these *are* the people of the province who came back from the captivity, of those who had been carried away, whom Nebuchadnezzar the king of Babylon had carried away to Babylon, and who returned to Jerusalem and Judah, everyone to his *own* city.

² *Those* who came with Zerubbabel *were* Jeshua, Nehemiah, Seraiah, Reelaiah, Mordecai, Bilshan, Mispar, Bigvai, Rehum, *and* Baanah.



Zerubbabel returned to Israel after he and his people had been in Babylonian captivity for 70 years!



HAFTARAH (Prophets/Writings) Ezra 3:8-9 (NKJV)

⁸ Now in the second month of the second year of their coming to the house of God at Jerusalem, Zerubbabel the son of Shealtiel, Jeshua the son of Jozadak, and the rest of their brethren the priests and the Levites, and all those who had come out of the captivity to Jerusalem, began *work* and appointed the Levites from twenty years old and above to oversee the work of the house of the LORD.

⁹ Then Jeshua *with* his sons and brothers, Kadmiel *with* his sons, and the sons of Judah, arose as one to oversee those working on the house of God: the sons of Henadad *with* their sons and their brethren the Levites.



Now Zerubbabel wanted to rebuild God's temple, but felt overwhelmed.

Draw or write about a big job you thought you could not do!

The LORD God makes promises and HE keeps HIS promises!



1. How did the LORD promise to help Zerubbabel get the big and difficult job done?
(Circle the answer in scripture and write the words below)

'Not by _____ nor by _____, but by _____,' Says the LORD of hosts.

2. The LORD God promised that Zerubbabel's hands have laid the _____ of the temple and his hands would _____.
3. Just like Zerubbabel we can get difficult jobs done with the help of God's Holy _____.
4. To get any job done do you Listen carefully to the word - Instruction from God's Word/parents/teacher? Do you ask the HOLY SPIRIT for help?
5. Write Holy Spirit in Hebrew. **Rauch Haqodesh (Holy Spirit, Spirit of Truth)**

Hebrew / English	Sheen	Dalet	Qoof	Hey	Chet	Vav	Reysh
Rauch Haqodesh (Holy Spirit)							

HAFTARAH (Prophets/Laws) Zechariah 4:5-9(NKJV)

⁵ Then the angel who talked with me answered and said to me, "Do you not know what these are?" And I said, "No, my lord."

⁶ So he answered and said to me: "This is the word of the LORD to Zerubbabel:

'Not by might nor by power, but by My Spirit,' Says the LORD of hosts.

⁷ 'Who are you, O great mountain? Before Zerubbabel *you shall become* a plain! And he shall bring forth the capstone With shouts of "Grace, grace to it!"'

⁸ Moreover the word of the LORD came to me, saying:

⁹ "The hands of Zerubbabel Have laid the foundation of this temple; His hands shall also finish *it*.

Then you will know That the LORD of hosts has sent Me to you.





It was a bigger job than the disciples of Yeshua could do!

Feed 500 men and their families with 5 barley loaves
and 2 small fish.

BRIT CHADASHAH (New Testament) (John 6:5-14 (NKJV))

⁵ Then Jesus lifted up *His* eyes, and seeing a great multitude coming toward Him, He said to Philip, "Where shall we buy bread, that these may eat?"

⁶ But this He said to test him, for He Himself knew what He would do.

⁷ Philip answered Him, "Two hundred denarii worth of bread is not sufficient for them, that every one of them may have a little."

⁸ One of His disciples, Andrew, Simon Peter's brother, said to Him,

⁹ "There is a lad here who has five barley loaves and two small fish, but what are they among so many?"

¹⁰ Then Jesus said, "Make the people sit down." Now there was much grass in the place. So the men sat down, in number about five thousand.

¹¹ And Jesus took the loaves, and when He had given thanks He distributed *them* to the disciples, and the disciples to those sitting down; and likewise of the fish, as much as they wanted.

¹² So when they were filled, He said to His disciples, "Gather up the fragments that remain, so that nothing is lost."

¹³ Therefore they gathered *them* up, and filled twelve baskets with the fragments of the five barley loaves which were left over by those who had eaten.

¹⁴ Then those men, when they had seen the sign that Jesus did, said, "This is truly the Prophet who is to come into the world."



1. Circle the job that was bigger than Yeshua's disciples could do. (verse 7)
2. Andrew found a lad with what? (Circle the answer, verse 9)
3. What was left over after Yeshua and His disciples had finished feeding the crowd? (verse 13)

Barook (Blessing) May Adonai bless you with the blessing of obedience to God's Laws.

(Teacher note: You can bless the students at the end of the class with this blessing as a whole group or individually.)

Games and Activities Teacher Instructions

For each of the lessons one of the games has been suggested to re-enforce the theme of the lesson. We have used the following games in a variety of ways. You can use the game suggested or choose another which fits your students and your time frame.

A list of general games that can be used for any/all lessons is included on pages 167-176.

COUNTING THE OMER

When this portion is usually read we are "Counting the Omer." This is the traditional countdown between First Fruit and Shavuot. We practice with the students and count the days as well as say the prayer and Psalm 67. The teacher instructions are on page 177 and the student activity page is on page 179.

1. Speak aloud the blessing.
2. Read Psalm 67 aloud.
3. Have the students draw hearts to count the days that have already passed adding one for this day.
4. If Pentecost is over then use another game.

TIC TACK TOE

1. Compile a list of questions covering information you that the children have learned in the lesson.
2. Organize teams. If you have a large number of children, you can have several Tic Tack Toe grids being played at once. If possible keep the teams small in number - 3 to 4 children on a team gives each one more opportunity to answer a question and choose a box to put their X or O in.
3. Have large Tic Tack Toe grids on the board or large paper at front of room.
4. Alternate questions by team.
5. If correct answer is given the child answering puts an X or an O in the box they choose until one team has 3 of the same letter in a row and wins.

Teacher's Lesson Flow: Send Shelach שלח

Numbers 13:1-15:41 ~ Joshua 2:1-24 ~ John 7-8

Life Verse Practice: John 8:31-32

- ³¹ Jesus (Yeshua) said to the people who believed in him,
"You are truly my disciples if you remain faithful to my teachings."
³² And you will know the truth, and the truth will set you free."

5.

Reinforcing the WORD to Build "Banah" lives

- Prayer and Praise Words to Thank YHVH God.
- Review Life Verse: John 8:31-32
- Review Hebrew letters and vocabulary.
- Is not believing what God says the same as rejecting Him?
- How important is believing God's Word to you?
- How does believing in Yeshua as Messiah set you free?

4.

New Testament "B'rit Chadashah"

- Some don't believe Yeshua is Messiah
– John 7:1-7
- Yeshua tells the truth
– John 8:31-36

Pattern of
Believing
God's Word
is important

1.

PRAISE "Hallel"

- Practice Prayer and Praise Words to the Lord Including the Fruit of the Spirit Definition and Hebrew Praise Word.
- Life Verse Practice
- Hebrew Writing Practice
- Read Story

3.

Prophets/Writings "Haftarah"

- Joshua Sends Out Spies Again
– Joshua 1:1-2, 2:1-3
- The Spies and Rahab
– Joshua 2:4-5, 2:12-14, 2:17-20
- The Spies Report
– Joshua 2:24

Children's work pages begin here!

2.

God's Teachings / "Torah"

- Sending Out the 12 Spies
– Numbers 12:16, 13:1-2, 13:17-20
- 10 Spies Bad Report
– Numbers 12:23-33, 14:1, 14:5
- 2 Spies Good Report
– Numbers 14:6-9
- God's Response
– Numbers 14:10-11, 14:28-29

Teacher's Special Instructions

We start with a lesson on the Hebrew language. We will both write and speak Hebrew.

We do this for two reasons:

- 1) All students are at the same level in learning a new language, and they enjoy it.
- 2) It gives the students a chance to learn biblical truths embedded in the original language of the Hebrew Scriptures (Old Testament). Start by pointing out they are used to reading from left to right, but Hebrew reads from right to left. They also will need to write Hebrew from right to left.

Materials and Vocabulary:

- a. White board, black board or large easel and paper
- b. Markers
- c. Handouts or writing paper for the students
- d. Pens or pencils for the students
- e. The words used on their Hebrew writing pages are all words that are related to each individual lesson. Generally, a Hebrew word is chosen from the lesson and emphasized each week, both to teach character and increase understanding of the concepts being taught. New words will be in the box on the upper right of this page. Various names of God will also be taught in Hebrew.

New Hebrew words transliterated

Shelach (Send)
Torah (Law/Instruction)
Chuphsah (Free)

Preparation:

- a. Choose 2 or 3 Hebrew words from the Hebrew writing page(s). On the board, write the words in English and in the transliterated form given in the left column of the Hebrew writing page(s).
- b. Leave space to write the word in Hebrew.
- c. Explain that the letters they see on the page are written in book print like they might appear on an Israeli street sign.

Procedure:

- a. Demonstrate the writing procedure of two or three Hebrew words on the board. Have the students follow your directions on their work pages. Be sure to point out the special features of each letter. Be sure to write from right to left.
- b. Then have the students try a few words on their own, or complete the rest of the page. The ability to finish the whole exercise will depend on how much time you have. (2 to 5 minutes time is needed to finish the page.)

Games/Activities: Normally games are played after children's work pages are complete. This lesson would do well with breaking it up into groups and having the children act out the stories.

General games and instructions are on page 165-176.



Prayer and Praise Words

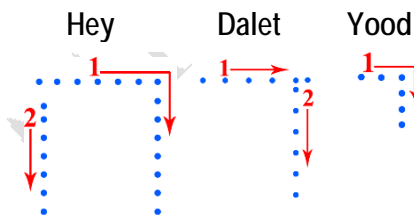
(Thank you ...Bless you...)

GENTLENESS: Thank you, Yeshua that I can show tenderness to those around me because You taught me how with Your life!

1. Let's thank God for one thing He has blessed you with this week.

Write your thank you here: _____

PRAISE is a way to THANK GOD for HIS Goodness to us and others.



Praise word: Yadah

EXPRESS Gratitude, Thankfulness and Surrender

Yadah means: the extended hand, to throw out the hand, therefore to worship with extended hand.



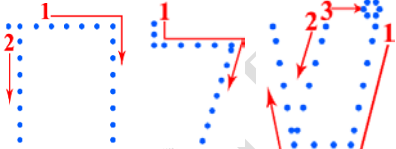
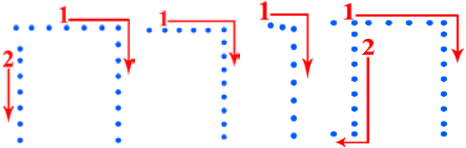
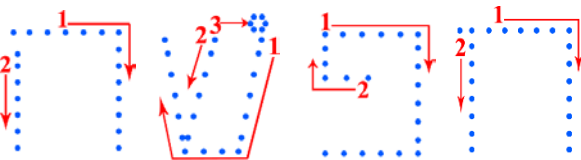
Psalm 107:1 (NKJV)

Oh, give thanks to the LORD, for *He is good!*
For His mercy *endures* forever.

Life Verse Practice: John 8:31-32

- ³¹ Jesus (Yeshua) said to the people who believed in him,
"You are truly my disciples if you remain faithful to my teachings."
³² And you will know the truth, and the truth will set you free."

Pattern of Believing God's Word is Important

Hebrew /English	 Write and read Hebrew from right to left  Start here
Shelach(Send)	<div style="display: flex; justify-content: space-around; align-items: flex-start;"> <div style="text-align: center;">Chet</div> <div style="text-align: center;">Lamed</div> <div style="text-align: center;">Sheen</div> </div> 
Practice Writing	
Torah	<div style="display: flex; justify-content: space-around; align-items: flex-start;"> <div style="text-align: center;">Hey</div> <div style="text-align: center;">Reysh</div> <div style="text-align: center;">Vav</div> <div style="text-align: center;">Tav</div> </div> 
Practice Writing	
Chuphsah (Free)	<div style="display: flex; justify-content: space-around; align-items: flex-start;"> <div style="text-align: center;">Hey</div> <div style="text-align: center;">Sheen</div> <div style="text-align: center;">Fey</div> <div style="text-align: center;">Chet</div> </div> 
Practice Writing	

Shelach – Send שלח

Numbers 13:1-15:41 ~ Joshua 2:1-24 ~ John 9 -10

Do you like spy adventures? What will the spies see? Will they make it back home?
Today we are going to see what happens with some real Israeli spies!



During the time the children of Israel are camped in the Wilderness of Paran, the Lord told Moses to send a leader from each tribe to spy out the land God was giving them. Moses told the spies to go into the South and up to the mountains and see what the land and people were like and how strong their cities were. He said, Be of good courage and bring some fruit back! (Numbers 12:16; Numbers 13:1,2,17)


So the spies began their mission, going up to Hebron where the people of Anak lived, they cut grapes in Eschol. The grapes were so huge it took 2 men to carry them on a pole! They spied for 40 days, and returned safely to the wilderness to report what they had learned. (Numbers 13:23-26)

Two different reports were given by the spies! Ten spies gave a report that caused the people to cry and weep and complain against Moses for bringing them to the wilderness.

In this bad report these spies said that the land devours the people who live there and the people are giants. We are not able to fight against them, for they are stronger than we are! Oh no – how discouraging! Were these spies believing God's Word?

When hearing this, the people were so frightened that they wanted to return to Egypt. They thought they would all be killed by the sword when fighting to take this land.

(Numbers 13:31-14:1)



Moses and Aaron were so upset by this report and the people wanting to return to Egypt that they fell on their faces! (Numbers 14:5)

BUT 2 spies, Joshua and Caleb, trusted the Lord and they said, If the LORD delights in us, then He will bring us into this land and give it to us, a land which flows with milk and honey. Only do not rebel against the LORD, nor fear the people of the land, for they are our bread; their

protection has departed from them, and the LORD is with us. Do not fear them.
(Numbers 14:8-9)



Did this good report calm the people? NO – now the people wanted to stone Joshua and Caleb! And suddenly, the *glory of the LORD appeared in the tabernacle* before all the children of Israel. (Nu.14:10)
What do you think the LORD will say?

He said, How long will these people reject Me? Was God saying that not believing Him is the same as rejecting Him? He continued saying, How long will they not believe Me with all the signs which I have performed among them? God had heard the complaints against Him made by the children of Israel, and He said, Those who complained against Me will die in the wilderness. (Nu 14:28,29) BUT JOSHUA AND CALEB WHO BROUGHT THE GOOD REPORTS WILL NOT DIE! Wow! Belief in God's words brings life!(Nu 14:30)

Joshua became the new leader of Israel after Moses' death. And, Joshua sent 2 men to spy out the land – especially Jericho, and they came to Rahab, the harlots house, and stayed there. (Joshua 1:1-2; 2:1)

The king heard the spies were there and told Rahab to bring them out, but Rahab hid the spies on her roof; telling the authorities that they had gone out, and she did not know where they had gone. And the king's men chased after them not knowing they were on the roof. (Joshua 2:2-3)



Later Rahab went up to the roof and told the spies that she knew that the LORD their God, He is God in heaven above and on earth! Then she asked them to save the lives of her family and her because she had helped them. The spies agreed saying, We will deal kindly and truly with you. (Joshua 2:8,11,13,14) So they had a plan for Rahab to put a scarlet thread in her window and bring her family into her house. Then whoever was with her would be safe and not killed when Israel came into the land. (Joshua 2:18-20)



The 2 spies returned, and this is what they told Joshua: Truly, the LORD has delivered all the land into our hands, for indeed all the inhabitants of the country are faint-hearted because of us. (Joshua 2:24)



Are you seeing how important it is to believe God's words? They bring life and they are always right. But when we go to the Brit Chadashah, John tells us that there were people who did not believe Yeshua was the Messiah. The Jews in Judea wanted to kill Him and even His own family did not believe in Him! (Jn. 7:1-7) Others debated about who Yeshua is. But some people chose to believe God's words about Yeshua, and this is the amazing secret He told


them. (John 7:25-28) Listen:

If you abide in My word, you are My disciples indeed. And you shall know the truth and the truth shall make you free. (John 8:31,32)

There is only one truth – God's Word! Live by God's truth – Believe it, and you will never be a slave to fear or to any person or to any wrong belief. Now that is exciting!

(John 8:34-36)

Can you explain to someone why believing God's Word is so important?



What will the spies see?
Will they make it
back home?



What happened with some real Israeli spies?



TORAH (God's Instruction/Laws) Numbers 12:16 (NKJV)

¹⁶ And afterward the people moved from Hazeroth and camped in the Wilderness of Paran.

Numbers 13:1-2 (NKJV)

¹ And the LORD spoke to Moses, saying,


² "Send men to spy out the land of Canaan, which I am giving to the children of Israel; from each tribe of their fathers you shall send a man, every one a leader among them."

Numbers 13:17-20(NKJV)

¹⁷ Then Moses sent them to spy out the land of Canaan, and said to them, "Go up this way into the South, and go up to the mountains,


¹⁸ and see what the land is like: whether the people who dwell in it *are* strong or weak, few or many; ¹⁹ whether the land they dwell in *is* good or bad; whether the cities they inhabit *are* like camps or strongholds; ²⁰ whether the land *is* rich or poor; and whether there are forests there or not. Be of good courage. And bring some of the fruit of the land." Now the time *was* the season of the first ripe grapes.

1. Who told Moses to send out men to spy out the land of Canaan? _____
2. How many leaders of tribes was Moses to send out? _____
3. What were they to see? People who live in it are _____ or _____ and cities they live are like _____ or _____.
Land is _____ or _____ and whether the land is _____ or _____;
are _____ there or not?
4. What were the leaders of Israel to be like? Be of _____.
5. What were the leaders of Israel to bring back from the land? _____



The spies began
their missions!

They spied
for 40 days!



Numbers 13:23-26

²³ Then they came to the Valley of Eshcol, and there cut down a branch with one cluster of grapes; they carried it between two of them on a pole. *They* also *brought* some of the pomegranates and figs. ²⁴ The place was called the Valley of Eshcol, because of the cluster which the men of Israel cut down there.

²⁵ And they returned from spying out the land after forty days.

²⁶ Now they departed and came back to Moses and Aaron and all the congregation of the children of Israel in the Wilderness of Paran, at Kadesh; they brought back word to them and to all the congregation, and showed them the fruit of the land.

Two different reports were given by the spies!

10 spies gave a bad report!

Numbers 13:31-33 (NKJV)



³¹ But the men who had gone up with him said,

"We are not able to go up against the people,
for they *are* stronger than we."

³² And they gave the children of Israel a bad report
of the land which they had spied out, saying,

"The land through which we have gone as spies *is* a land that devours its inhabitants,
and all the people whom we saw in it *are* men of *great* stature.

³³ There we saw the giants (the descendants of Anak came from the giants);
and we were like grasshoppers in our own sight, and so we were in their sight."

1. What (3) bad reports did the 10 spies give? (circle answer in scripture)

The children of Israel's Response to the Bad Report given by the 10 spies

Numbers 14:1-4 (NKJV)

¹ So all the congregation lifted up their voices and cried, and the people wept that night.

² And all the children of Israel complained against Moses and Aaron, and the whole congregation said to them,

"If only we had died in the land of Egypt! Or if only we had died in this wilderness! ...

⁴ So they said to one another, "Let us select a leader and return to Egypt."

Circle your answer in Scripture.

1. What (2) things did the congregation of Israel do?
2. What decision did they make with each other?
3. Moses and Aaron fell on their faces and did what?



Moses Response to the children of Israel.

Numbers 14:5 (NKJV)

⁵ Then Moses and Aaron fell on their faces before all the assembly of the congregation of the children of Israel. _____

BUT 2 spies, Joshua and Caleb, trusted the Lord

4. Circle the Good Report in Scripture.

Numbers 14:6-9 New King James Version (NKJV)

⁶ But Joshua the son of Nun and Caleb the son of Jephunneh, *who were* among those who had spied out the land, tore their clothes; ⁷ and they (Joshua and Caleb) spoke to all the congregation of the children of Israel, saying:

"The land we passed through to spy out *is* an exceedingly good land.

⁸ If the LORD delights in us, then He will bring us into this land and give it to us, 'a land which flows with milk and honey.'

⁹ Only do not rebel against the LORD, nor fear the people of the land, for they *are* our bread; their protection has departed from them, and the LORD *is* with us. Do not fear them."



1. Did the good report from Joshua and Caleb calm the people? YES or NO
2. What was all the congregation of Israel going to do to Joshua and Caleb?



Numbers 14:10 (NKJV)

¹⁰ And all the congregation said to stone them with stones. Now the glory of the LORD appeared in the tabernacle of meeting before all the children of Israel.

God's Questions and Answers

Numbers 14:11 New King James Version (NKJV)

¹¹ Then the LORD said to Moses: "How long will these people reject Me? And how long will they not believe Me, with all the signs which I have performed among them?"

3. Was God saying that not believing Him is the same as rejecting Him? YES or NO

CONSEQUENCES

1. What did the LORD declare to Caleb in Numbers 14:24?
(Read Numbers 14:24 and circle answer)
2. What did the LORD declare would happen to those who grumbled against the LORD?
(Read Numbers 14:28-29 and circle verse 29)



Numbers 14:24

²⁴ But because my servant Caleb has a different spirit and follows me wholeheartedly, I will bring him into the land he went to, and his descendants will inherit it.

Numbers 14:28-29

²⁸ So tell them, 'As surely as I live, declares the LORD, I will do to you the very thing I heard you say:

²⁹ In this wilderness your bodies will fall—every one of you twenty years old or more who was counted in the census and who has grumbled against me.


A Change in Leadership

HAFTARAH (Prophets/Writings)

Joshua 1:1-2 (NKJV)

¹ After the death of Moses the servant of the LORD, it came to pass that the LORD spoke to Joshua the son of Nun, Moses' assistant, saying:

² "Moses My servant is dead. Now therefore, arise, go over this Jordan, you and all this people, to the land which I am giving to them—the children of Israel.



2 More Spies Sent Out



Joshua 2:1-3 (NKJV)

¹ Now Joshua the son of Nun sent out two men from Acacia Grove to spy secretly, saying, "Go, view the land, especially Jericho." So they went, and came to the house of a harlot named Rahab, and lodged there.

² And it was told the king of Jericho, saying, "Behold, men have come here tonight from the children of Israel to search out the country."

³ So the king of Jericho sent to Rahab, saying, "Bring out the men who have come to you, who have entered your house, for they have come to search out all the country."


Circle your answers in scripture and write the answer on the line provided.

1. After death of Moses who became Israel's new leader? _____
2. How many spies did Joshua send out? _____
3. Whose house did they stay at in Jericho? _____



Joshua 2:4-5

**Rahab hid the spies
on her roof.**



**And the king's men
chased after them.**



Joshua 2:10-14 – Tell the Story that Rahab had heard!

¹⁰ For we have heard how the LORD dried up the water of the Red Sea for you when you came out of Egypt, and what you did to the two kings of the Amorites who *were* on the other side of the Jordan, Sihon and Og, whom you utterly destroyed.

¹¹ And as soon as we heard *these things*, our hearts melted; neither did there remain any more courage in anyone because of you, for the LORD your God, He *is* God in heaven above and on earth beneath.

¹² Now therefore, I beg you, swear to me by the LORD, since I have shown you kindness, that you also will show kindness to my father's house, and give me a true token,

¹³ and spare my father, my mother, my brothers, my sisters, and all that they have, and deliver our lives from death."

¹⁴ So the men answered her, "Our lives for yours, if none of you tell this business of ours. And it shall be, when the LORD has given us the land, that we will deal kindly and truly with you."

1. Who did Rahab believe the LORD your God was? Circle verse 11 and write your answer:
HE is God in _____ above and on _____ beneath.
2. Because Rahab showed kindness to the 2 spies the spies promised to deal kindly with whom?
(Read aloud and circle verses 12,13 and 14)



HAFTARAH (Prophets/Writings) Joshua 2:17-20

¹⁷ Before they left, the men told her, "We will be bound by the oath we have taken only if you follow these instructions. ¹⁸ When we come into the land, you must leave this scarlet rope hanging from the window through which you let us down. And all your family

members—your father, mother, brothers, and all your relatives—must be here inside the house.

¹⁹ If they go out into the street and are killed, it will not be our fault. But if anyone lays a hand on people inside this house, we will accept the responsibility for their death.

²⁰ If you betray us, however, we are not bound by this oath in any way."

Joshua 2:23-24

²³ Then the two spies came down from the hill country, crossed the Jordan River, and reported to Joshua all that had happened to them.

²⁴ "The LORD has given us the whole land," they said, "for all the people in the land are terrified of us."



Are you seeing how important it is to believe God's words?



They bring life and they are always right.

Some people did not believe that Yeshua was Messiah.



Others debated about who Yeshua was.

BRIT CHADASHAH (New Testament) John 7:1-7

⁷ After these things Jesus walked in Galilee. He would not walk in Judea, because the Jews were seeking to kill Him.

² Now the Jews' Feast of Tabernacles was at hand.

³ His brothers therefore said to Him, "Depart from here and go into Judea, that Your disciples also may see the works that You do. ⁴ For no one does anything in secret, while he himself seeks to be known openly. If You do these things, reveal Yourself to the world."

⁵ For even His brothers did not believe in Him.

⁶ Therefore Jesus told them, "My time has not yet come, but your time is always fitting. ⁷ The world cannot hate you. But it hates Me, because I testify concerning it, that its works are evil.

Life Verse Practice: John 8:31-32 (Read and Sing)

³¹ Jesus (Yeshua) said to the people who believed in him, "You are truly my disciples if you remain faithful to my teachings.

³² And you will know the truth, and the truth will set you free."



There is only one truth – God's Word!

BRIT CHADASHAH (New Testament) John 8:34-36(NKJV)

³⁴ Jesus answered them, "Most assuredly, I say to you, whoever commits sin is a slave of sin. ³⁵ And a slave does not abide in the house forever, *but* a son abides forever.

³⁶ Therefore if the Son makes you free, you shall be free indeed.

1. Can you explain to someone why God's Word is so important?

Barook (Blessing) May Adonai Yeshua bless you with trust in Him.

(Teacher note: You can bless the students at the end of the class with this blessing as a whole group or individually.)

Games and Activities Teacher Instructions

For each of the lessons one of the games has been suggested to re-enforce the theme of the lesson. We have used the following games in a variety of ways. You can use the game suggested or choose another which fits your students and your time frame.

A list of general games that can be used for any/all lessons is included on pages 167-176.

SKITS

It is always fun to have kids “act out” a part of the day’s teaching that has a lot of action in it. “Props” for skits can be purchased at garage sales, 2nd hand stores or friends who may be cleaning out their children’s closets. Items like stuffed animals, robes, crowns, walking sticks, etc. are fun to have on hand.

You can read the part of the story as the children act it out – OR - you can write a simple dialogue that the children can read and act out.

Teacher's Lesson Flow:

Korach (Korah) קורח

Numbers 16:1-18:32; 1 Samuel 11:14-12:22; John 9-10

Life Verse: John 10:27 (NKJV)

My sheep hear My voice, and I know them, and they follow Me.

5.

Reinforcing the WORD to Build "Banah" lives

- Quickly review Prayer and Praise Words to Thank YHVH God.
- Review the Life Verse: Jeremiah 16:10
- Review the Hebrew letters and vocabulary.
- Do you obey God by obeying those in authority over you?
- Do you complain about what they tell you to do?
- How do you see compassion and love in what Moses and Aaron did?
- Why is it important to remember what God has done for us?
- Are you one of Yeshua's sheep?

4.

New Testament "B'rit Chadashah"

- Jesus did many wonderful things
- John 1-9
- People complained against him too.
- John 10:20-21
- Those who listen and follow Jesus (obey) are one with He and the Father
- John 10:27-30

The Patterns of Serving God by Obedience without complaining

Start Here

1.

PRAISE "Hallel"

- Practice Prayer and Praise Words to the Lord Including the Fruit of the Spirit Definition and Hebrew Praise Word.
- Life Verse Practice
- Hebrew Writing Practice
- Read Story

Children's work pages begin here!

2.

God's Teachings/Law - "Torah"

- Korach's complaint
- Numbers 16:1-10
- Dathan and Abiram
- Numbers 16:12-15
- God's answer
- Numbers 16:16-35
- God deals with the complaining people
- Numbers 16:41-50

3.

Prophets/Writings "Haftarah"

- Israel forgets what God has done and asks for a king
- 1 Samuel 12:8-11
- Israel rejects God as their king
- 1 Samuel 8:7-9

Teacher's Special Instructions

We start with a lesson on the Hebrew language. We will both write and speak Hebrew.

We do this for two reasons:

- 1) All students are at the same level in learning a new language, and they enjoy it.
- 2) It gives the students a chance to learn biblical truths embedded in the original language of the Hebrew Scriptures (Old Testament). Start by pointing out they are used to reading from left to right, but Hebrew reads from right to left. They also will need to write Hebrew from right to left.

Materials and Vocabulary:

- a. White board, black board or large easel and paper
- b. Markers
- c. Handouts or writing paper for the students
- d. Pens or pencils for the students
- e. The words used on their Hebrew writing pages are all words that are related to each individual lesson. Generally, a Hebrew word is chosen from the lesson and emphasized each week, both to teach character and increase understanding of the concepts being taught. New words will be in the box on the upper right of this page. Various names of God will also be taught in Hebrew.

NEW HEBREW WORDS TRANSLITERATED

Korach (Korah)

Zahchar (Remember)

Yovel (Jubilee)

Preparation:

- a. Choose 2 or 3 Hebrew words from the Hebrew writing page(s). On the board, write the words in English and in the transliterated form given in the left column of the Hebrew writing page(s).
- b. Leave space to write the word in Hebrew.
- c. Explain that the letters they see on the page are written in book print like they might see on a sign, or that they would print themselves.

Procedure:

- a. Demonstrate the writing procedure of two or three Hebrew words on the board. Have the students follow your directions on their work pages. Be sure to point out the special features of each letter.
- b. Then have the students try a few words on their own, or complete the rest of the page. The ability to finish the whole exercise will depend on how much time you have. (2 to 5 minutes time is needed to finish the page.)

Israeli street sign



Games/Activities: Normally games are played after children's work pages are complete. We suggest the Ring Toss game. You'll find a list of general games and activities on pages 167-176.

Prayer and Praise Words

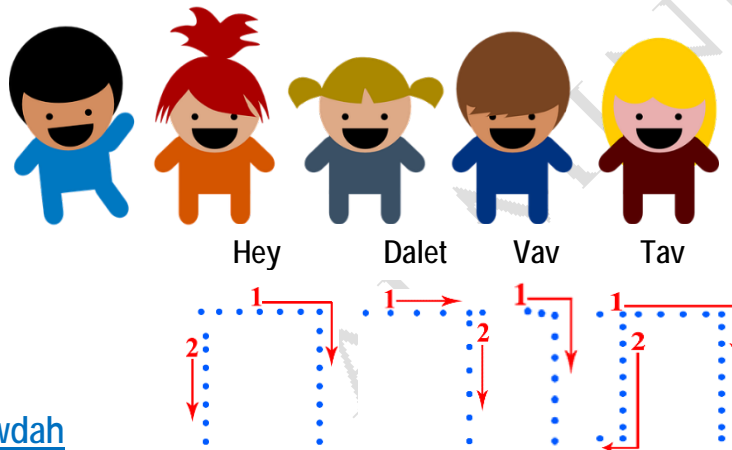
(Thank you ...Bless you...)

SELF CONTROL: I thank you Lord for your gift of self-control that strengthens me to do what is right and good!

1. Let's thank God for one thing He has blessed you with this week.

Write your thank you here:

PRAISE is a way to THANK GOD for HIS Goodness to us and others.



Praise word: Towdah

EXPRESS Adoration

Towdah means: an extension of the hand in adoration, affirmation or acceptance.

Psalm 26:7 (NKJV)





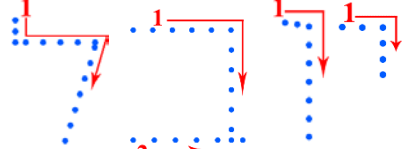
That I may proclaim with the voice of thanksgiving,
And tell of all Your wondrous works.

Life Verse: John 10:27 (NKJV)

My sheep hear My voice, and I know them, and they follow Me.

Hebrew/English	<div> <div>← Write and read Hebrew from right to left.</div> <div>← Start here</div> </div>
Korach (Korah)	<div>Chet Reysh Vav Koof</div>
Practice Writing	
Zahchar (Remember)	<div>Reysh Khaf Zayin</div>
Practice Writing	
Breeti (Turn back to my covenant)	<div>Yood Tav Reysh Beit</div>
	<div>Beit Vav Sheen</div>
Practice Writing	

The Patterns of Serving God by Obedience without complaining

Hebrew /English	 Write and read Hebrew from right to left  Start here
Salach (Forgiveness)	<div style="display: flex; justify-content: space-around; align-items: flex-start;"> <div>Chet</div> <div>Lamed</div> <div>Samech</div> </div> 
Practice Writing	
Zaacharti (I remember)	<div style="display: flex; justify-content: space-around; align-items: flex-start;"> <div>Yood</div> <div>Tav</div> <div>Reysh</div> <div>Kaf</div> <div>Zayin</div> </div> 
Practice Writing	
Yovel (Jubilee)	<div style="display: flex; justify-content: space-around; align-items: flex-start;"> <div>Lamed</div> <div>Veit</div> <div>Vav</div> <div>Yood</div> </div> 
Practice Writing	

Korach – Korah קורח

Num. 16:1 – 18:32; I Sam. 11:14-12:22; Jn.9 -10



Do you obey God by obeying those in authority over you? Let's see why that matters.

Korach rose up before Moses with 250 leaders and complained against Moses saying: You are not the only holy man and you take too much upon yourself. And Moses asked Korah, is it not enough for you to be a Levite and be separated to the Lord to do the work of the Tabernacle? Are you trying to be priests, too?

(Nu.16:1-10)

Then Dathan and Abiram told Moses they thought he'd brought them to the wilderness to kill them and that he acted like a prince. They said, You haven't brought us up to a land flowing with milk and honey. And Moses was angry!

(Nu. 16:11)

Moses said, Come tomorrow with incense and fire in your censers. And the next day they all came. And the glory of the LORD came, too, saying: Get away from the tents of Korah, Dathan and Abiram. (Nu. 16:17,24) And Moses called them wicked men. (Nu.16:26)

Then Moses told all the people they would know God had sent him to lead them if the 3 wicked men died in a new way – not just by becoming old and sick. (Nu.16:28-30)

And then the ground split apart under Korah, Abiram and Dathan. The earth opened its mouth and swallowed them with their families and all they had.

(Nu.16:30-33)

And fire went out from the LORD and consumed the 250 men who were offering incense!

(Nu.16:35)



So did the complaining STOP? NO!!!

The very next day all the people came and complained against Moses and Aaron again!

And the glory of the LORD came too! He wanted to wipe them all out. He sent a plague which broke out and killed 14,700 people. The plague only stopped because Aaron took a censer with fire and incense from the altar, ran into the middle of all the people and made atonement for the people as Moses told him to do! (Nu.16:41-)

Even though the people complained against them, Moses and Aaron's actions stopped the plague. Can you find the compassion and love in what they did?



Have you noticed how people forget all the wonderful things God does for them, and they want something more? Well, the people of God forgot that He miraculously brought them out of Egypt when they cried out. And they forgot how He sent Jerubbabel and others to save them when they were serving Baal and Asteroth, and then blessed them with safe dwellings.




Copyright © 2017 Sherry Lush, Karen L. Cowen, and Debora Sikes

(ISam. 12:8-11)

Then King Nahash came against them and they wanted a man to rule over them as king. They didn't want God to be their king! So the LORD set Saul over them as their king. God reminded them how important it is to serve and obey His commandments. And He reminded them that if they chose to disobey, the LORD would be against them.

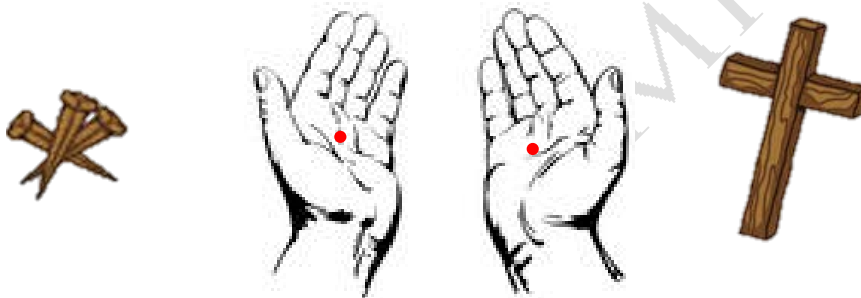


Can you find the love and compassion in God's heart from this story?

There is a Hebrew word that means remember. It is    (resh, caaf, zayin) (zahchar).

The  is weapon, the  is open hand, the  is head or leader.

We must remember that our weapon is remembering what the open hand of the head of all did for us. When we see Yeshua's open hand being nailed to the cross for us, we remember what he has done, and we serve and obey Him.



Yeshua also had done many wonderful things for His people. He had healed the blind, caused the lame to walk, fed 5,000 people by multiplying 5 small loaves and 2 fish and many more miracles to help people. These miracles also proved that He is the Messiah. (Jn.1-9) But people complained against Yeshua, too. Some said, He has a demon, and is mad. Others said, these are not the words of one who has a demon. Can a demon open the eyes of the blind? (Jn.10:20,21)

During Hanukkah, some Jews came to Yeshua and said, If you are the Messiah, tell us plainly. Yeshua answered saying; My sheep hear My voice, and I know them, and they follow Me. And I give them eternal life, and they shall never perish; neither shall anyone snatch them out of My hand. My Father, who has given them to Me, is greater than all ; and no one is able to snatch them out of My Father's hand. I and My Father are one. (Jn. 10:27-30)

Though people complained against Yehsua too, can you tell all the reasons that He is the Messiah? Are you one of His sheep?

How do you respond to God's leaders?



TORAH (God's Teachings/Law): Numbers 16:1-3 (NKJV)

16 Now Korah the son of Izhar, the son of Kohath, the son of Levi, with Dathan and Abiram the sons of Eliab, and On the son of Peleth, sons of Reuben, took *men*; ² and they rose up before Moses with some of the children of Israel, two hundred and fifty leaders of the congregation, representatives of the congregation, men of renown.

³ They gathered together against Moses and Aaron, and said to them, "*You take* too much upon yourselves, for all the congregation *is* holy, every one of them, and the LORD *is* among them. Why then do you exalt yourselves above the assembly of the LORD?"

⁴ So when Moses heard *it*, he fell on his face; ⁵ and he spoke to Korah and all his company, saying, "Tomorrow morning the LORD will show who *is* His and *who is* holy, and will cause *him* to come near to Him. That one whom He chooses He will cause to come near to Him. ⁶ Do this: Take censers, Korah and all your company; ⁷ put fire in them and put incense in them before the LORD tomorrow, and it shall be *that* the man whom the LORD chooses *is* the holy one. *You take* too much upon yourselves, you sons of Levi!"

⁸ Then Moses said to Korah, "Hear now, you sons of Levi: ⁹ *Is it* a small thing to you that the God of Israel has separated you from the congregation of Israel, to bring you near to Himself, to do the work of the tabernacle of the LORD, and to stand before the congregation to serve them; ¹⁰ and that He has brought you near *to Himself*, you and all your brethren, the sons of Levi, with you? And are you seeking the priesthood also?"



1. Read Numbers 16:1-5 aloud.
2. Underline what Moses did?
2. Circle who chooses who is the holy.
3. Circle the job Korah and the sons of Levi had in the congregation?
4. Circle what job Korah and the sons of Levi wanted.

TORAH (God's Teachings/Law) Numbers 16:12-15

¹² And Moses sent to call Dathan and Abiram the sons of Eliab, but they said, "We will not come up! ¹³ *Is it* a small thing that you have brought us up out of a land flowing with milk and honey, to kill us in the wilderness, that you should keep acting like a prince over us? ¹⁴ Moreover you have not brought us into a land flowing with milk and honey, nor given us inheritance of fields and vineyards. Will you put out the eyes of these men? We will not come up!"



¹⁵ Then Moses was very angry, and said to the LORD, "Do not respect their offering. I have not taken one donkey from them, nor have I hurt one of them."

TORAH (God's Teachings/Law): Numbers 16:30 (NKJV)

³⁰ But if the LORD creates a new thing, and the earth opens its mouth and swallows them up with all that belongs to them, and they go down alive into the pit, then you will understand that these men have rejected the LORD."



1. Do you obey God by obeying those in authority over you? YES or NO
2. Did Korah, Dathan and Abiram and the 250 leaders obey God by obeying the authorities over them? YES or NO
3. By gathering against Moses and Aaron who were these men dishonoring and fighting against? _____
4. Circle what new thing the Lord did to show that the men had contempt for the Lord.

TORAH (God's Teachings/Law) CONSEQUENCES of our CHOICES

TORAH (God's Teachings/Law) Numbers 16:35 (NKJV)

³⁵ And a fire came out from the LORD and consumed the two hundred and fifty men who were offering incense.

Did the complaining stop?

YES or NO

Numbers 16:41-50 (NKJV)

⁴¹ On the next day all the congregation of the children of Israel complained against Moses and Aaron, saying, "You have killed the people of the LORD." ⁴² Now it happened, when the congregation had gathered against Moses and Aaron, that they turned toward the tabernacle of meeting; and suddenly the cloud covered it, and the glory of the LORD appeared. ⁴³ Then Moses and Aaron came before the tabernacle of meeting.

⁴⁴ And the LORD spoke to Moses, saying, ⁴⁵ "Get away from among this congregation, that I may consume them in a moment."

And they fell on their faces.

⁴⁶ So Moses said to Aaron, "Take a censer and put fire in it from the altar, put incense *on it*, and take it quickly to the congregation and make atonement for them; for wrath has gone out from the LORD. The plague has begun." ⁴⁷ Then Aaron took *it* as Moses commanded, and ran into the midst of the assembly; and already the plague had begun among the people. So he put in the incense and made atonement for the people. ⁴⁸ And he stood between the dead and the living; so the plague was stopped. ⁴⁹ Now those who died in the plague were fourteen thousand seven hundred, besides those who died in the Korah incident. ⁵⁰ So Aaron returned to Moses at the door of the tabernacle of meeting, for the plague had stopped.

Can you find the compassion and love in what Moses and Aaron did?

YES or NO

Have you noticed how people forget all the wonderful things God does for them,
and they want something more?

3. Below, list 3 wonderful things that God has done for you.



HAFTARAH (Prophets / Writings) 1Samuel 8:7-9 (NKJV)

⁷ And the LORD said to Samuel, "Heed the voice of the people in all that they say to you; for they have not rejected you, but they have rejected Me, that I should not reign over them. ⁸ According to all the works which they have done since the day that I brought them up out of Egypt, even to this day—with which they have forsaken Me and served other gods—so they are doing to you also. ⁹ Now therefore, heed their voice. However, you shall solemnly forewarn them, and show them the behavior of the king who will reign over them."



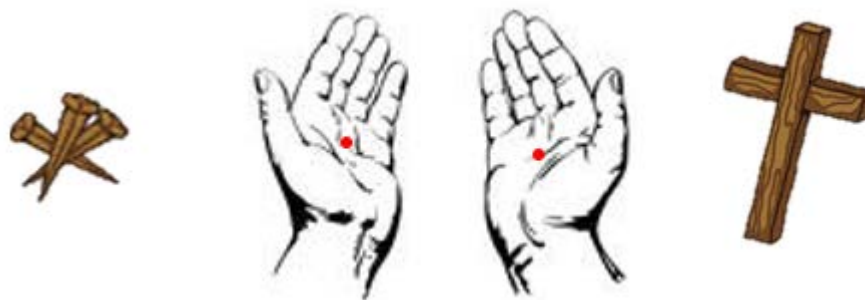
They didn't want God
to be their king!

1 Samuel 12:8-9 (NKJV)

⁸ When Jacob had gone into Egypt, and your fathers cried out to the LORD, then the LORD sent Moses and Aaron, who brought your fathers out of Egypt and made them dwell in this place. ⁹ And when they forgot the LORD their God, He sold them into the hand of Sisera, commander of the army of Hazor, into the hand of the Philistines, and into the hand of the king of Moab; and they fought against them.

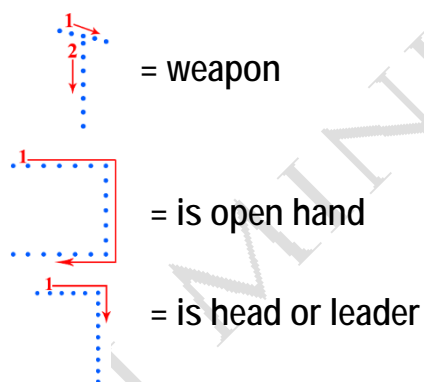
1. Circle what God did that showed his love and compassion.
2. Who did the people reject? (Underline the answer)

Brit Chadashah (New Testament) Remember what God has done!



When we see Yeshua's open hand being nailed to the cross for us, we remember what he has done, and we serve and obey Him.

Zahchar = Remember



Remember that our weapon is remembering what the open hand of the head of all did for us.

Yeshua also had done many wonderful things for His people.



He had:

healed the blind

caused the lame to walk

fed 5,000 people by multiplying 5 small loaves and 2 fish


Brit Chadashah
(New Testament)
John 1-9

Brit Chadashah (New Testament) John 10:21

But people complained against Yeshua, too.

Some said, He has a demon, and is mad.

Others said, these are not the words
of one who has a demon.
Can a demon open the
eyes of the blind?



Brit Chadashah (New Testament) John 10:27-30 (NLT)

²⁷ My sheep listen to my voice; I know them, and they follow me. ²⁸ I give them eternal life, and they will never perish. No one can snatch them away from me, ²⁹ for my Father has given them to me, and he is more powerful than anyone else. No one can snatch them from the Father's hand.

³⁰ The Father and I are one."



Can you tell all the reasons that Yeshua is the Messiah?



Are you one of His sheep?

Barook (Blessing) May Yeshua bless with the ability to go out and make disciples for Him.

(Teacher note:

You can bless the students at the end of the class with this blessing as a whole group or individually.)

Games and Activities Teacher Instructions

For each of the lessons one of the games has been suggested to re-enforce the theme of the lesson. We have used the following games in a variety of ways. You can use the game suggested or choose another which fits your students and your time frame.

A list of general games that can be used for any/all lessons is included on pages 167-176.

RING TOSS (OR BALL IN THE BUCKET)

****For this game you will need any of the following materials:

Plastic rings to toss around bottles or pegs or cones.

If you can't find plastic rings, you could use light-weight foam balls and throw them in a bucket or a box. Compile a list of questions from the lesson.

1. Choose teams
2. Kids take turns tossing the ring or the ball. If the toss is successful, they get to answer a question. Younger children should stand closer to the target.
3. The first team to answer 5 questions correctly wins. (Keep track of correct answer by marking lines on the board or on large paper.)

Teacher's Lesson Flow:

Chukat – "Statute" חוקת

Numbers 19:1-22:1 ~ Judges 11:1-33 ~ John 11:12

Life Verse Practice: John 11:25 (NKJV)

²⁵ Jesus said to her, "I am the resurrection and the life.
He who believes in Me, though he may die, he shall live.

5.

Reinforcing the WORD to Build "Banah" lives

- Quickly review Prayer and Praise Words to Thank YHVH God.
- Review Life Verse: John 11:25
- Review Hebrew letters and vocabulary.
- Do you obey God by obeying those in authority over you?
- Do you complain about what they tell you to do?
- What consequences for disobedience have you known?
- How do you respond when someone mistreats you?
- What promises do we have through Yeshua (Jesus)?

4.

New Testament "B'rit Chadashah"

- Lazarus' death
- John 11:11-14
- Yeshua did what the Father said
- John 11:17-23
- Lazarus' resurrection
- John 11:43-44

Patterns of Consequences

1.

PRAISE "Hallel"

- Practice Prayer and Praise Words to the Lord Including the Fruit of the Spirit Definition and Hebrew Praise Word.
- Life Verse Practice
- Hebrew Writing Practice
- Read Story

Start Here

3.

Prophets/Writings "Haftarah"

- Japheth story a man of valor and honor
- Judges 11:1-18
- Israel won the war
- Judges 11:19-24b

Children's work pages begin here!

2.

God's Teachings / "Torah"

- Journey, Miriam's death - Numbers 20:1-2
- Complaint for water - Numbers 20:3-6
- God's answer - Numbers 20:8
- Moses responds wrongly - Numbers 20:8-11
- Results of Moses' actions - Numbers 20:12
- Request to travel through Edom
- Numbers 20:14-21

Teacher's Special Instructions

We start with a lesson on the Hebrew language. We will both write and speak Hebrew.

We do this for two reasons:

- 1) All students are at the same level in learning a new language, and they enjoy it.
- 2) It gives the students a chance to learn biblical truths embedded in the original language of the Hebrew Scriptures (Old Testament). Start by pointing out they are used to reading from left to right, but Hebrew reads from right to left. They also will need to write Hebrew from right to left.

New Hebrew words transliterated

Chukat (Statute)

Amen (Believe)

Nissan (7th month of Jewish calendar)

Materials and Vocabulary:

- a. White board, black board or large easel and paper
- b. Markers
- c. Handouts or writing paper for the students
- d. Pens or pencils for the students
- e. The words used on their Hebrew writing pages are all words that are related to each individual lesson. Generally, a Hebrew word is chosen from the lesson and emphasized each week, both to teach character and increase understanding of the concepts being taught. New words will be in the box on the upper right of this page. Various names of God will also be taught in Hebrew.

Preparation:

- a. Choose 2 or 3 Hebrew words from the Hebrew writing page(s). On the board, write the words in English and in the transliterated form given in the left column of the Hebrew writing page(s).
- b. Leave space to write the word in Hebrew.
- c. Explain that the letters they see on the page are written in book print like they might see on a sign, or that they would print themselves.

Procedure:

- a. Demonstrate the writing procedure of two or three Hebrew words on the board. Have the students follow your directions on their work pages. Be sure to point out the special features of each letter.
- b. Then have the students try a few words on their own, or complete the rest of the page. The ability to finish the whole exercise will depend on how much time you have. (2 to 5 minutes time is needed to finish the page.)

Israeli street sign



Games/Activities: Normally games are played after children's work pages are complete.

For this lesson work on learning the 10 commandments Scramble Game. You will find them on page 167-176.

Prayer and Praise Words

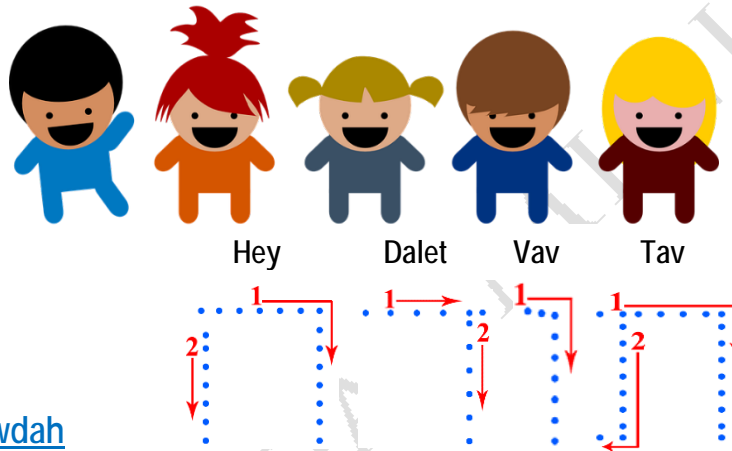
(Thank you ...Bless you...)

FAITHFULNESS: THANK YOU, LORD, THAT YOU WILL ALWAYS CARE FOR ME AND NEVER LEAVE ME.

1. Let's thank God for one thing He has blessed you with this week.

Write your thank you here:

PRAISE is a way to THANK GOD for HIS Goodness to us and others.



Praise word: Towdah

EXPRESS Adoration

Towdah means "an extension of the hand in adoration, affirmation or acceptance".

Psalm 95:2 (NKJV)

² Let us come before His presence with thanksgiving;
Let us shout joyfully to Him with psalms.

Life Verse Practice: John 11:25 (NKJV)

²⁵ Jesus said to her, "I am the resurrection and the life.
He who believes in Me, though he may die, he shall live.

Patterns of Consequences

Hebrew/English	<div style="display: flex; justify-content: space-between; align-items: center;"> ← Write and read Hebrew from right to left. ← Start here </div>
CHUKAT (Statute)	<div style="display: flex; justify-content: space-around; text-align: center;"> <div>Tav </div> <div>Koof </div> <div>Vav </div> <div>Chet </div> </div>
Practice Writing	
AMEN (Believe)	<div style="display: flex; justify-content: space-around; text-align: center;"> <div>Final Noon </div> <div>Mem </div> <div>Aleph </div> </div>
Practice Writing	
NISSAN <i>after Babylon Captivity</i> (1st month of God's Calendar) <i>Note: month was ABIB in Moses Time until destruction of first temple and Assyrian Captivity in Babylon</i>	<div style="display: flex; justify-content: space-around; text-align: center;"> <div>Final Noon </div> <div>Samech </div> <div>Yood </div> <div>Noon </div> </div>
Practice Writing	

Chukat "Statute" חוקת
Numbers 19:1- 22:1; Judges 11:1-33; John 11-12



Have you ever been in a hot, dry place, been really thirsty, and had no water? What did you do?

The children of Israel had no water, and they were in the Wilderness of Zin where it was hot and dry. Miriam, Moses' sister died and was buried while they were here. (Numbers 20:1)



Not having any water in this desert was a big problem. So the people began to complain to Aaron and Moses saying this is an evil place. Have you brought us here to die? What should Aaron and Moses do? Well, they went to the door of the tabernacle and fell on their faces. Do you think they were discouraged? Would the LORD hear their prayers and help them? YES! (Numbers 20:6)

The glory of the LORD appeared to them! solution to this problem. He said, Take the people. Then speak to the rock before all see water pour out of the rock! Now listen carefully to hear if Moses and God said. Moses took the rod and he and people. Moses said, Hear you rebels! Must we bring water out of this rock? Moses lifted his hand and *struck the rock twice with his rod*. And water came gushing out, and the people and



And He told them the rod, and gather the their eyes and they will (Numbers 20:8) Aaron did exactly what Aaron gathered the



animals drank. (Numbers 20:8-11)

Did you find the problem with Moses' actions? Then the Lord spoke to Moses and Aaron saying, Because you did not *believe* Me to honor Me in front of the people; therefore, you will not be the ones to bring the children of Israel into the land I am giving them. Can disobedience have big consequences?




After that the children of Israel continued their journey toward the Promised Land. Moses asked permission of the king of Edom to pass through his land – promising to take nothing, but just to travel on the highway. But Edom said, NO, and came out with many strong men to stop them; so Israel turned away from Edom. (Numbers 20:14-21)

Later, when the children of Israel were in the land, Japheth, a Gileadite and a mighty man of valor rose up. His family had driven him out of their presence because he had a different mom than his brothers and sisters!

But in time he became a famous warrior. In the mean time, Ammon was going to war against Israel where Jepheth's family was. When Jepheth's family knew war was coming, they asked him to return to them and fight for them!

(Jud. 11:1-18) Do you think Japheth was a man of honor?

Would you help people who had mistreated you?



Israel sent messengers to the Amorites who were going to attack them saying, Let us pass through your land, but Sihon, the Amorite King, would not let them pass!

So fighting began between Israel and the Amorites, with Japheth fighting with Israel, and Israel won the war. Now the land of the Amorites became the possession of Israel. (Jud. 11:19-24b)

Israel said, So whatever the Lord our God takes possession of before us, we will possess!

Do you know you can say that today? We have been given the promises of God to possess of. They are ours! What does that mean to you?



One day Yeshua was talking to His disciples and said, Our friend Lazarus sleeps, but I go that I may wake him up. Lazarus had been sick and the disciples thought Jesus was going to wake him up from a nap. So they replied, Lord, if he sleeps, he will get well. Then Jesus said to them plainly, Lazarus is dead! (John 11:11-14)



Lazarus' sisters, Mary and Martha had asked Yeshua to come to their home when Lazarus was sick, they wanted Yeshua to heal their brother. When Yeshua did arrive at their house, Lazarus had died and been in the tomb for 4 days. Yeshua said to Martha, Your brother will rise again. Martha thought He meant he will rise in the resurrection on the last day, but Yeshua meant that he would rise that very day!

They walked to Lazarus' tomb and Yeshua said, Lazarus, come forth! And Lazarus, who had been dead rose up and came out alive! What a miracle.

(John 11:17-23)

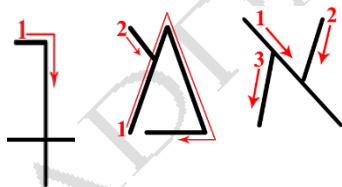
Yeshua said, I am the resurrection and the life. He who believes in Me, though he may die, he shall live. And whoever lives and believes in Me shall never die. Do you believe this?

(John 11:25,26)

This is your promise too!



Whether we need water or life, the Hebrew word "amen"



(final noon mem aleph) is what we must remember.

Amen means believe. When we take the meaning of the individual letters we learn that God (aleph) overcomes chaos (mem) and gives life (final noon) – believe Him; trust Him. AMEN!

**Have you ever been in a hot, dry place,
been really thirsty, and had no water?**



What did you do?

TORAH (God's Teachings/Law): Numbers 20:1-2 (NKJV)

¹Then the children of Israel, the whole congregation, came into the Wilderness of Zin in the first month, and the people stayed in Kadesh; and Miriam died there and was buried there.

²Now there was no water for the congregation; so they gathered together against Moses and Aaron.

READ aloud the question and then READ aloud the correct answer from scripture.

1. The children of Israel came to where?
2. What month did they stay in Kadesh?
3. The congregation of Israel gathered against Moses and Aaron because?

CIRCLE the correct answer

4. What is the first month of the Hebrew Calendar? January or June or Nissan
5. Miriam died and was buried in Kadesh. Who was Miriam?
Moses' mother or Moses' sister

DO YOU BELIEVE?

6. Do you believe this year that you and a sister or brother or a good friend can serve the LORD like Moses, Aaron, and Miriam did? YES or NO

TORAH (God's Teachings/Law): Numbers 20:3-6 (NKJV)

³ And the people contended with Moses and spoke, saying: "If only we had died when our brethren died before the LORD!

⁴ Why have you brought up the assembly of the LORD into this wilderness, that we and our animals should die here?

⁵ And why have you made us come up out of Egypt, to bring us to this evil place? It is not a place of grain or figs or vines or pomegranates; nor is there any water to drink."



⁶ So Moses and Aaron went from the presence of the assembly to the door of the tabernacle of meeting, and they fell on their faces. and the glory of the LORD appeared to them.

TORAH (God's Teachings/Law): Numbers 20:8 (NKJV)

Take the rod; you and your brother Aaron gather the congregation together.

Speak to the rock before their eyes, and it will yield its water; thus you shall bring water for them out of the rock, and give drink to the congregation and their animals.

READ aloud the question and then READ aloud the correct answer from scripture.

1. The people of Israel chose to contend (complain) to Moses. What did they say?
2. Moses and Aaron chose to go to the tabernacle of meeting and pray.
What appeared to Moses and Aaron?
3. What did the LORD tell Moses and Aaron to do?

DO YOU BELIEVE?

4. Do you believe prayer works and the LORD GOD provides answers? YES or NO

CIRCLE the correct answer:

5. Did the LORD hear Moses' and Aaron's prayer and help them to provide the people of Israel enough water? YES or NO

TORAH (God's Teachings/Law): Numbers 20:9-11 NKJV

⁹ So Moses did as he was told. He took the staff from the place where it was kept before the Lord.

¹⁰ Then he and Aaron summoned the people to come and gather at the rock.

"Listen, you rebels!" he shouted. "Must we bring you water from this rock?"

¹¹ Then Moses raised his hand and struck the rock twice with the staff, and water gushed out.

So the entire community and their livestock drank their fill.



CIRCLE answer in scripture:

1. What did Moses and Aaron say to the people?
2. What did Moses do at the rock, and then the water gushed out?

CIRCLE answer:

3. Did the entire community and their livestock get water? YES or NO.

DO YOU BELIEVE?

4. Do you believe the LORD God could provide water for all the people of Israel from a rock? YES or No
5. Do you believe the LORD God was very close to the people of Israel and knew their needs? YES or No

TORAH: Numbers 20:12 (ESV)

¹² And the LORD said to Moses and Aaron,
“Because you did not believe in me,
to uphold me as holy in the eyes
of the people of Israel,
therefore you shall not bring this assembly
into the land that I have given them.”



1. Can disobedience have big consequences? YES or NO
2. Did Moses and Aaron completely obey the LORD? YES or NO

CIRCLE the answers in scripture:

3. The LORD said to Moses and Aaron “Because you did _____ in ME to uphold ME as _____ in the eyes of the people of Israel, what was the consequences for Moses and Aaron?

HAFTARAH (Prophets/Writings) Judges 11:4-10 New King James Version (NKJV)

⁴ It came to pass after a time that the people of Ammon made war against Israel.

⁵ And so it was, when the people of Ammon made war against Israel, that the elders of Gilead went to get Jephthah from the land of Tob.

⁶ Then they said to Jephthah, "Come and be our commander, that we may fight against the people of Ammon."

⁷ So Jephthah said to the elders of Gilead,

"Did you not hate me, and expel me from my father's house?

Why have you come to me now when you are in distress?"

⁸ And the elders of Gilead said to Jephthah,

"That is why we have turned again to you now, that you may go with us and fight against the people of Ammon, and be our head over all the inhabitants of Gilead."

⁹ So Jephthah said to the elders of Gilead,

"If you take me back home to fight against the people of Ammon,
and the LORD delivers them to me, shall I be your head?"

¹⁰ And the elders of Gilead said to Jephthah,

"The LORD will be a witness between us, if we do not do according to your words." ¹¹ Then Jephthah went with the elders

¹¹ Then Jephthah went with the elders of Gilead, and the people made him head and commander over them; and Jephthah spoke all his words before the LORD in Mizpah.

HAFTARAH: READ aloud the answers to the questions from the scriptures.

1. READ aloud the (3) questions Jephthah had.
2. READ aloud the verse that tells you before whom Japheth spoke his words.

DO YOU BELIEVE?

3. Do you believe Jephthah's cared about his family and wanted to help them? YES or NO
4. Do you believe even if your family members have been unkind to you, you would help them if they needed it? YES or NO



Israel won the war!

Now the land of the Amorites
became the possession of Israel.

1. Was Jephthah a man of honor? YES or NO
2. Would you help someone that mistreated you? YES or NO

HAFTARAH (Prophets/Writings) Judges 11:23-24(NKJV)

²³ 'And now the LORD God of Israel has dispossessed the Amorites from before His people Israel; should you then possess it?

²⁴ ...So whatever the LORD our God takes possession of before us, we will possess.

1. Circle what you have been given by God to possess?
2. Draw a picture of you and your family and God's Word

BRIT CHADASHAH (New Testament) Tell the story.

Our friend Lazarus
sleeps, but I go that
I may wake him up.

John 11:11-14



Lazarus is dead!



Mary and Martha had asked
Yeshua to come
to heal their brother.

John 11:17-23

Yeshua said your brother
will rise again (live again).



²⁵ Jesus said to her,

“I am the resurrection and the life.

He who believes in Me, though he may die,
he shall live.

²⁶ And whoever lives and believes in Me
shall never die. Do you believe this?”

²⁷ She said to Him, “Yes, Lord, I believe
that You are the Christ, the Son of God,
who is to come into the world.”

John 11:25-27 (NKJV)




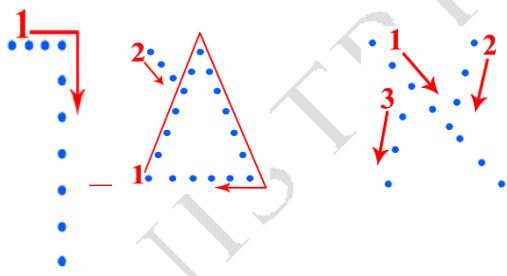
Yeshua said,
Lazarus, come forth!

John 11:43-44


And Lazarus,
who had been dead
rose up
and came out alive!



This is your promise too!

Hebrew/ English	Read Hebrew Letters from Right to Left 
AMEN / Believe	<div>Final Noon Mem Aleph</div> 
Write Hebrew	

AMEN: Believe
 God (aleph) overcomes chaos (mem) and gives life (noon)
 – to those who believe Him; trust Him.



Barook (Blessing) May Yeshua bless you in knowing that the Kingdom of God has come near you.

Teacher note: You can bless the students at the end of the class with this blessing as a whole group or individually.)

Games and Activities Teacher Instructions

For each of the lessons one of the games has been suggested to re-enforce the theme of the lesson. We have used the following games in a variety of ways. You can use the game suggested or choose another which fits your students and your time frame.

A list of general games that can be used for any/all lessons is included on pages 167-176.

SCAVENGER HUNT

1. Divide into small teams – 2 to 3 children per team. Give each team a name or number.
2. Around the room, have answers to questions written out on 8 1/2 by 11 paper. Use large print that is easy to read.
3. Tape the questions around the room on the walls or on chair backs, etc.
4. Write out the answers on 8 1/2 x 11 paper and hand them out. No one can look at the questions or answers until you say, "Go"! (Be sure the team numbers or names are written on the back of the answers.)
5. Each team captain has tape.
6. As soon as the team finds the correct answer(s) to the question(s) they have, they tape it under the question.
7. The first team to have the largest number of matching questions and answers wins.

Teacher's Lesson Flow: Balak (Balak) בלק
Numbers 22:2-25:9 ~ Micah 5:6-6:8 ~ John 13-14

Life Verse Practice: Micah 6:8 (NKJV)

⁸ He has shown you, O man, what *is* good; And what does the LORD require of you
But to do justly, To love mercy, And to walk humbly with your God?

5.

Reinforcing the WORD to Build "Banah" lives

- a. Quickly review Prayer and Praise Words to Thank YHVH God.
- b. Review Life Verse: John 11:25
- c. Review Hebrew letters and vocabulary.
- d. Have you ever heard God speak?
- e. Have you ever done what you knew God did not want you to do?
- f. Is Yeshua/Jesus the ruler of your heart?
- g. How can you humble yourself this week and help someone else as your King Has shown?

4.

New Testament
"B'rit Chadashah"

- a. Yeshua (Jesus) came and was Messiah – John 17:3
- b. Yeshua (Jesus) our ruler taught humility – John 13:14-15,17

**The Blessing
of a
King/Messiah
Who Shows
Us Humility**

1.

Start Here

PRAISE "Hallel"

- a. Practice Prayer and Praise Words to the Lord including the Fruit of the Spirit Definition and Hebrew Praise Word.
- b. Life Verse Practice
- c. Hebrew Writing Practice
- d. Read Story

Children's work pages begin here!

2.

God's Teachings / "Torah"

- a. Fear of Israel in Balak - Numbers 22:1-11
- b. Sending of messengers - Numbers 20:3-6
- c. A conversation with God - Numbers 22:12-20
- d. Balaam's journey - Numbers 22:22-30
- e. An angel of the Lord - Numbers 22:31-33
- f. Balaam blessing Israel - Numbers 23:6-11,18-24; 24:3-9
- g. The promise of a King - Numbers 24:15-19

3.

Prophets/Writings "Haftarah"

- a. The promise of a Messiah ruler - Micah 5:2b

Teacher's Special Instructions

We start with a lesson on the Hebrew language. We will both write and speak Hebrew.

We do this for two reasons:

- 1) All students are at the same level in learning a new language, and they enjoy it.
- 2) It gives the students a chance to learn biblical truths embedded in the original language of the Hebrew Scriptures (Old Testament). Start by pointing out they are used to reading from left to right, but Hebrew reads from right to left. They also will need to write Hebrew from right to left.

Materials and Vocabulary:

- a. White board, black board or large easel and paper
- b. Markers
- c. Handouts or writing paper for the students
- d. Pens or pencils for the students
- e. The words used on their Hebrew writing pages are all words that are related to each individual lesson. Generally, a Hebrew word is chosen from the lesson and emphasized each week, both to teach character and increase understanding of the concepts being taught. New words will be in the box on the upper right of this page. Various names of God will also be taught in Hebrew.

New Hebrew words transliterated

Balak (Balak)

Sheyvett (Scepter or staff)

Chatat (Sin Offering)

Preparation:

- a. Choose 2 or 3 Hebrew words from the Hebrew writing page(s). On the board, write the words in English and in the transliterated form given in the left column of the Hebrew writing page(s).
- b. Leave space to write the word in Hebrew.
- c. Explain that the letters they see on the page are written in book print like they might see on a sign, or that they would print themselves.

Procedure:

- a. Demonstrate the writing procedure of two or three Hebrew words on the board. Have the students follow your directions on their work pages. Be sure to point out the special features of each letter.
- b. Then have the students try a few words on their own, or complete the rest of the page. The ability to finish the whole exercise will depend on how much time you have. (2 to 5 minutes time is needed to finish the page.)

Israeli street sign



Games/Activities: Normally games are played after children's work pages are complete.

Prayer and Praise Words


(Thank you ...Bless you...)

PATIENCE: I THANK YOU LORD FOR THE ABILITY TO NOT BE IN A HURRY TO HAVE MY OWN WAY BECAUSE YOUR HOLY SPIRIT HELPS ME WAIT.

1. Let's thank God for one thing He has blessed you with this week.

Write your thank you here:

PRAISE is a way to THANK GOD for HIS Goodness to us and others.

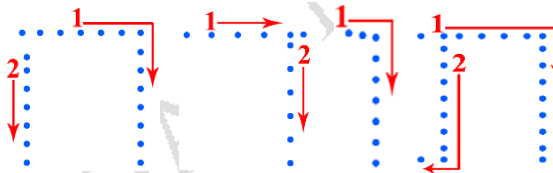


Hey

Dalet

Vav

Tav



Praise word: Towdah

EXPRESS Adoration

Towdah means "an extension of the hand in adoration, affirmation or acceptance".

Psalm 100:1, 100:4 (NKJV)

¹ Make a joyful shout to the LORD, all you lands!

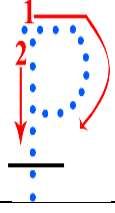

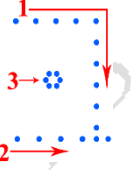
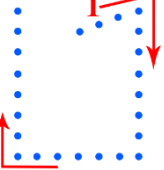

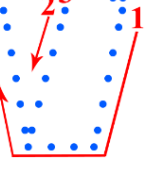
⁴ Enter into His gates with thanksgiving, *And* into His courts with praise.

Be thankful to Him, *and* bless His name.

Life Verse: Micah 6:8 (NKJV)

⁸ He has shown you, O man, what *is* good; And what does the LORD require of you
But to do justly, To love mercy, And to walk humbly with your God?

The blessing of a King/Messiah who shows us humility

Hebrew/English	<div style="display: flex; justify-content: space-between; align-items: center;"> ← Write and read Hebrew from right to left. ← Start here </div>		
BALAK (Balak)	<div style="text-align: center;"> Koof  </div>	<div style="text-align: center;"> Lamed  </div>	<div style="text-align: center;"> Beit  </div>
Practice Writing			
SHEYVET (Scepter or Staff)	<div style="text-align: center;"> Tet  </div>	<div style="text-align: center;"> Veit  </div>	<div style="text-align: center;"> Sheen  </div>
Practice Writing			
Practice Writing			

Balak – Balak! בלק

Numbers 22:2 – 25:9; Micah 5:6-6:8; John 13-14

Have you ever heard a donkey talk? Listen to our Torah Portion today, and you will learn about a donkey that really did talk!



Now the children of Israel moved and camped in Moab across from Jericho. Balak, the king of the Moabites and the people of Moab were terrified of Israel because of Israel's victory over the Ammonites. Balak also said, This people came from Egypt and they cover the earth! There were a lot of Israelites and Balak was so afraid of them! So Balak sent a message to Balaam asking him to curse – speak bad things – over the Israelites. He wanted them driven out of his land. Balaam said that he would


seek God about doing this. (Numbers 22:1-11)

God said – Don't go with these people and don't curse Israel, for they are blessed. This time, Balaam did what God told him to do. So Balak the king sent more important men telling Balaam that if he would come and talk, the king would honor him and give him whatever he wanted! Again, Balaam said, No, but he asked the men bringing the message to stay the night and find out what



else the LORD would say. And God came to Balaam at night and said, If the men come to call you rise and go with them, but only speak what I tell you! So

Balaam got up in the morning, saddled his donkey and went with the princes of Moab. (Numbers 22:12-21)



God was angry with Balaam for going, and the Angel of the LORD stood in his way, and the donkey saw the

Angel of the LORD standing with His sword drawn. Turning, the donkey went into the field, but Balaam hit the donkey and made it go back to the road. (Numbers 22:22-23)

Then the Angel of the LORD stood in a narrow path between two walls so the donkey, seeing the Angel of the LORD pushed against one wall and crushed Balaam's foot. Balaam hit her again! (Numbers 22:24-25)





Finally, the Angel of the LORD stood where Balaam couldn't pass or turn, and the donkey saw the Angel of the LORD and she laid down with Balaam on her back. This aroused Balaam's anger, and he hit her with his staff.

Now the Lord caused the donkey to speak and she said, What have I done that you hit me 3 times? Balaam replied if I had a sword, I would kill you.

The donkey said,

Have I ever given you a reason to be angry? And Balaam answered, No! (Numbers 22:2-30)

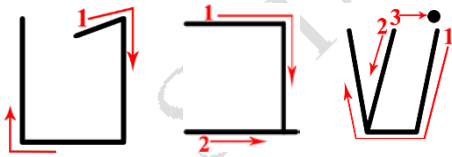
Then the Lord open Balaam's eyes and he fell flat on his face. The Angel of the LORD asked, Why did you hit your donkey three times? I am standing against you for you are doing wrong. If your donkey had not turned aside, I would have killed you! (Numbers 22:31-33)

Balaam said, I have sinned, so I will turn back if you are displeased. But Balaam did not turn back instead he went, and he spoke God's words about Israel 4 different times – each time blessing Israel, saying, Israel is as strong as an ox who would devour his enemies. He also sees the Messiah coming saying, I see Him but not now... A Star shall come out of Jacob, a scepter shall rise out of Israel... (Numbers 24:8-17)

The prophet Micah also prophesied about the Messiah saying... out of you shall come forth to Me the One to be ruler of Israel. (Micah 5:2b) Did Balaam say the Messiah would be a ruler?

Yes – because a ruler always has a scepter!

In Hebrew the word for scepter or staff is sheyvett



(tet

veit


sheen) - Taking the ancient meanings of the letters this word can

mean – the One with the scepter would destroy the house of the snake that devours life!



And Messiah did come just as God's Word said. His name is Yeshua. Though He is God and will rule forever, He taught us by His example. One night He taught the disciples humility, and – as God – He washed their feet! He said that we should wash each other's feet because He has given us the example by doing this Himself. (John 13:14-17) Was Yeshua overcoming evil by doing good to others? To really have life we need to follow His example.

Is there a way that you could humble yourself this week and help someone?




TORAH (God's Instructions/Laws) Numbers 22:1-11

Tell the Story



This people came from
Egypt and
they cover the earth!



TORAH (God's Instructions/Laws)
Numbers 22:1-11

5
So Balak, king of Moab, sent messengers to call
Balaam son of Beor...His message said:

"Look, a vast horde of people has arrived from Egypt...

6
Please come and curse these people for me because they are too powerful
for me. Then perhaps I will be able to conquer them and drive them
from the land..."

TORAH (God's Instructions/Laws) Numbers 22:5-6

1. Circle what king of Moab asked Balaam to do to the people of Israel?
 2. Circle what the king of Moab wanted to do to the people of Israel?
 3. Are there leaders and people who want to curse Israel and conquer the land and drive them from the land today? YES or NO
 4. What can you do to help Israel today?
- Can you Pray or Tell Others the LORD God blesses and protects Israel? YES or NO



Have you ever heard a donkey talk?



TORAH (God's Instructions/Laws) Exodus 22:12-23 - Tell the Story

God said
- Don't go with these people
and don't curse Israel,
for they are blessed.

TORAH (God's Instructions/Laws)
Numbers 22:12



Balaam said, No, but he asked the men bringing the message to stay the night and find out what else the LORD would say.


TORAH (God's Instructions/Law)
Numbers 22:18-19

God said,
If the men come to call you rise and go with them,
but only speak what I tell you!

TORAH (God's Instructions/Laws) Numbers 22:20

So Balaam got up in the morning,
saddled his donkey
and went with the princes of Moab.

TORAH (God's Instructions/Law) Numbers 22:22-23



TORAH (God's Instructions/Laws) Exodus 22:23-27 - Tell the Story



The Angel of the LORD stood in his way, and the donkey saw the Angel of the LORD standing with His sword drawn.

Numbers 22:23



Then the Angel of the LORD stood in a narrow path between two walls so the donkey, seeing the Angel of the LORD pushed against one wall and crushed Balaam's foot. Balaam hit her again!

Numbers 22:24-25



Finally, the Angel of the LORD stood where Balaam couldn't pass or turn, and the donkey saw the Angel of the LORD and she laid down with Balaam on her back.

Numbers 22:26-27

1. Do you think the Princes of Moab were friends of Israel? YES or NO
2. Do you think Balaam should listen to the Princes of Moab? YES or NO Why?
3. Do you think Balaam will obey the LORD God and speak only what He says? YES or NO
4. Is the Angel of the LORD trying to help or hurt Balaam? _____

TORAH (God's Instructions/Laws) Exodus 22:28-33 - Tell the Story



Numbers 22:31-33 (NKJV)

³¹ Then the LORD opened Balaam's eyes, and he saw the Angel of the LORD standing in the way with His drawn sword in His hand; and he bowed his head and fell flat on his face.

³² And the Angel of the LORD said to him, "Why have you struck your donkey these three times? Behold, I have come out to stand against you, because *your* way is perverse before Me.

³³ The donkey saw Me and turned aside from Me these three times If she had not turned aside from Me, surely I would also have killed you by now, and let her live."

1. Have you ever heard the LORD Speak? YES or NO
2. Circle what the angel of the LORD said.
3. Have you ever done what you knew God did not want you to do? YES or NO
4. Did you ask God to forgive you and start doing what God wanted you to do?

YES or NO

Balaam spoke God's words and blesses people of Israel

TORAH (God's Instructions/Laws) Numbers 23:6-10 (NLT)

Numbers 23:6-10 New Living Translation (NLT)

6 So Balaam returned and found the king standing

beside his burnt offerings with all the officials of Moab.

7 This was the message Balaam delivered: "Balak summoned me to come from Aram; the king of Moab brought me from the eastern hills. 'Come,' he said, 'curse Jacob for me! Come and announce Israel's doom.'

8 But how can I curse those whom God has not cursed?

How can I condemn those whom the Lord has not condemned?

9 I see them from the cliff tops; I watch them from the hills.

I see a people who live by themselves, set apart from other nations.

10 Who can count Jacob's descendants, as numerous as dust?

Who can count even a fourth of Israel's people?

TORAH (God's Instructions/Laws) Numbers 23:18-24 (NLT)

¹⁸ This was the message Balaam delivered: "Rise up, Balak, and listen!
Hear me, son of Zippor.

¹⁹ God is not a man, so he does not lie. He is not human, so he does not change his mind.
Has he ever spoken and failed to act?
Has he ever promised and not carried it through?

²⁰ Listen, I received a command to bless; God has blessed, and I cannot reverse it!

²¹ No misfortune is in His plan for Jacob; no trouble is in store for Israel.
For the LORD their God is with them; proclaimed their king.

²² God brought them out of Egypt; for them he is as strong as a wild ox.

²³ No curse can touch Jacob; no magic has any power against Israel.
For now it will be said of Jacob, 'What wonders God has done for Israel!'

²⁴ These people rise up like a lioness, like a majestic lion rousing itself...

1. Read the blessings God spoke about Israel.

2. How do you bless the people of Israel?

Balaam spoke God's words and blesses people of Israel

TORAH (God's Instructions/Laws) Numbers 24:3-9 (NLT)

³ and this is the message he delivered: "This is the message of Balaam son of Beor,
the message of the man whose eyes see clearly,

⁴ the message of one who hears the words of God, who sees a vision from the Almighty,
who bows down with eyes wide open:

⁵ How beautiful are your tents, O Jacob; how lovely are your homes, O Israel!

⁶ They spread before me like palm groves, like gardens by the riverside.
They are like tall trees planted by the LORD, like cedars beside the waters.

⁷ Water will flow from their buckets; their offspring have all they need.
Their king will be greater than Agag; their kingdom will be exalted.

⁸ God brought them out of Egypt; for them he is as strong as a wild ox.
He devours all the nations that oppose him, breaking their bones in pieces,
shooting them with arrows.

⁹ Like a lion, Israel crouches and lies down; like a lioness, who dares to arouse her?
Blessed is everyone who blesses you, O Israel, and cursed is everyone who curses you."

TORAH (God's Instructions/Laws) Numbers 24:15-19 (NLT)

¹⁵ This is the message Balaam delivered: "This is the message of Balaam son of Beor,
the message of the man whose eyes see clearly,

¹⁶ the message of one who hears the words of God, who has knowledge from the Most High,
who sees a vision from the Almighty, who bows down with eyes wide open:

¹⁷ I see him, but not here and now. I perceive him, but far in the distant future.
A star will rise from Jacob; a scepter will emerge from Israel.

It will crush the heads of Moab's people, cracking the skull of the people of Sheth.

¹⁸ Edom will be taken over, and Seir, its enemy, will be conquered,
while Israel marches on in triumph.

¹⁹ A ruler will rise in Jacob who will destroy the survivors of Ir."

1. Read the blessings God spoke about Israel.
2. Who is the star from Jacob and ruler in Jacob?

Y _ _ _ _ _ (J _ _ _ _ _)

HAFTARAH (Prophets/ Writings) Micah 5:2

The prophet Micah also prophesied about the Messiah saying...

"But you, Bethlehem Ephrathah,
Though you are little among the thousands of Judah,
Yet out of you shall come forth to ME
The One to be Ruler in Israel,
Whose goings forth are from of old,
From everlasting."

Did Balaam say the Messiah would be a ruler?



...because a ruler always has a scepter!

שֶׁבֶט

Sheyvett = scepter or staff

שֵׁן
וֵט
טֶט

Sheen

Vet

Tet

The One with the scepter would destroy
the house of the snake that devours life!

Hebrew/ English	Read Hebrew Letters from Right to Left
Sheyvett/ scepter or staff	<div>Tet</div> <div>Veit</div> <div>Sheen</div>
Write Hebrew	

Though He is God
and will rule forever,
He taught us by His example.

BRIT CHADASHAH (New
Testament) John 17:3 (CJB)

³ And eternal life is this:
to know you, the one true God,
and him whom you sent,
Yeshua the Messiah.

Messiah did come.



Yeshua taught us humility by washing the disciples feet.



BRIT CHADASHAH (New Testament)
John 13:14–15,17 (NLT)

¹⁴ And since I, your Lord and Teacher,
have washed your feet, you ought to wash each other's feet.

¹⁵ I have given you an example to follow.
Do as I have done to you...

¹⁷ Now that you know these things,
God will bless you for doing them.

Was Yeshua overcoming evil

by doing good to others?



To really have life we need to follow His example.

Is there a way that you could humble yourself this week and help someone?

Barook (Blessing) May Yeshua bless you as you remember: with God all things are possible.

Teacher note: You can bless the students at the end of the class with this blessing as a whole group or individually.)

Games and Activities Teacher Instructions

For each of the lessons one of the games has been suggested to re-enforce the theme of the lesson. We have used the following games in a variety of ways. You can use the game suggested or choose another which fits your students and your time frame.

A list of general games that can be used for any/all lessons is included on pages 167-176.

TIC TACK TOE

1. Compile a list of questions covering information you that the children have learned in the lesson.
2. Organize teams. If you have a large number of children, you can have several Tic Tack Toe grids being played at once. If possible keep the teams small in number - 3 to 4 children on a team gives each one more opportunity to answer a question and choose a box to put their X or O in.
3. Have large Tic Tack Toe grids on the board or large paper at front of room.
4. Alternate questions by team.
5. If correct answer is given the child answering puts an X or an O in the box they choose until one team has 3 of the same letter in a row and wins.

Teacher's Lesson Flow: Phineas (Pinchas) פנחס

Numbers 25:10-30:1 ~ 1Kings 18:46-19:21 ~ John 15-17

Life Verse Practice: John 17:17 (NKJV)

¹⁷ Set them apart for holiness by means of the truth — your word is truth.

5.

Reinforcing the WORD to Build "Banah" lives

- Quickly review Prayer and Praise Words to Thank YHVH God.
- Review Life Verse: John 11:25
- Review Hebrew letters and vocabulary.
- Have you ever defended God when someone was making fun of Him?
- What would you say if you saw the fire of the Lord fall?
- How can you show zeal for God by loving and being in unity with other believers this week?

4.

New Testament
"B'rit Chadashah"

- Yeshua (Jesus) shows how to act in our zeal for God
- John 17:6-26

Patterns
Of Acting
With Zeal
To Honor God

1.

Start Here

PRAISE "Hallel"

- Practice Prayer and Praise Words to the Lord including the Fruit of the Spirit Definition and Hebrew Praise Word.
- Life Verse Practice
- Hebrew Writing Practice
- Read Story

3.

Prophets/Writings "Haftarah"

- Elijah and Ahab
-Micah 16:29-33
- Showdown with the prophets of Baal
-1 Kings 18:18-39

Children's work pages begin here!

2.

God's Teachings / "Torah"

- Phineas had zeal for God - Numbers 25:10
- Israel turns from God - Numbers 25:1-3
- The Lord's anger is roused - Numbers 25:4-5
- Zimri and Cosbe - Numbers 25:6-9

Teacher's Special Instructions

We start with a lesson on the Hebrew language. We will both write and speak Hebrew.

We do this for two reasons:

- 1) All students are at the same level in learning a new language, and they enjoy it.
- 2) It gives the students a chance to learn biblical truths embedded in the original language of the Hebrew Scriptures (Old Testament). Start by pointing out they are used to reading from left to right, but Hebrew reads from right to left. They also will need to write Hebrew from right to left.

Materials and Vocabulary:

- a. White board, black board or large easel and paper
- b. Markers
- c. Handouts or writing paper for the students
- d. Pens or pencils for the students
- e. The words used on their Hebrew writing pages are all words that are related to each individual lesson. Generally, a Hebrew word is chosen from the lesson and emphasized each week, both to teach character and increase understanding of the concepts being taught. New words will be in the box on the upper right of this page. Various names of God will also be taught in Hebrew.

New Hebrew words transliterated

Pinchas (Phineas)

Kannah (Zeal)

Preparation:

- a. Choose 2 or 3 Hebrew words from the Hebrew writing page(s). On the board, write the words in English and in the transliterated form given in the left column of the Hebrew writing page(s).
- b. Leave space to write the word in Hebrew.
- c. Explain that the letters they see on the page are written in book print like they might see on a sign, or that they would print themselves.

Procedure:

- a. Demonstrate the writing procedure of two or three Hebrew words on the board. Have the students follow your directions on their work pages. Be sure to point out the special features of each letter.
- b. Then have the students try a few words on their own, or complete the rest of the page. The ability to finish the whole exercise will depend on how much time you have. (2 to 5 minutes time is needed to finish the page.)

Israeli street sign



Games/Activities: Normally games are played after children's work pages are complete.

Prayer and Praise Words

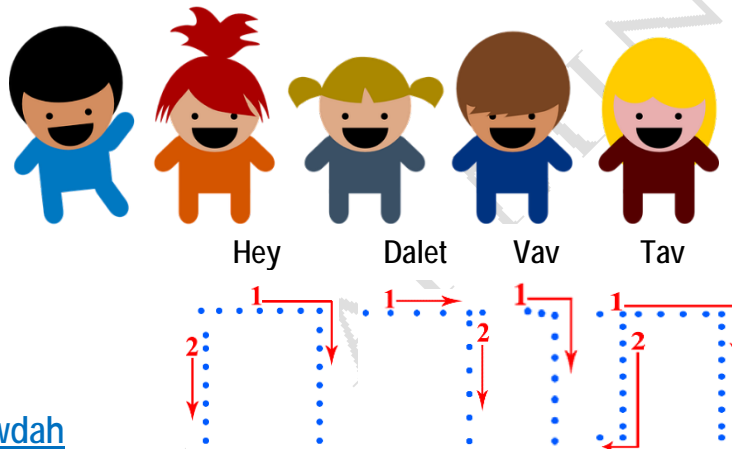
(Thank you ...Bless you...)

FAITHFULNESS: I THANK YOU LORD THAT YOU WILL ALWAYS CARE FOR ME AND NEVER LEAVE ME.

1. Let's thank God for one thing He has blessed you with this week.

Write your thank you here:

PRAISE is a way to THANK GOD for HIS Goodness to us and others.



Praise word: Towdah

EXPRESS Adoration

Towdah means: an extension of the hand in adoration, affirmation or acceptance.

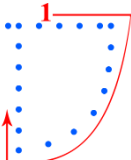
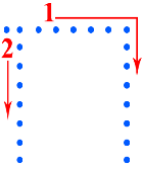

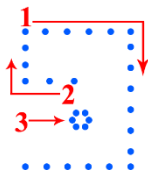
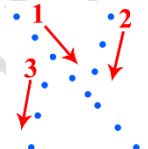

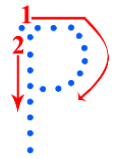
Psalm 107:22 (NKJV)

¹ ²² Let them sacrifice the sacrifices of thanksgiving, And declare His works with rejoicing.

Life Verse: John 17:17 (NKJV)

¹⁷ Set them apart for holiness by means of the truth — your word is truth.

Patterns of Acting with Zeal to Honor God

Hebrew/English	<div style="display: flex; justify-content: space-between; align-items: center;"> ← Write and read Hebrew from right to left. ← Start here </div>			
PHINEAS (Phineas)	Samech	Chet	Noon	Pey
				
Practice Writing				
KAHNAH(Zeal)	Aleph	Noon	Koof	
				
Practice Writing				

Phinchos – Phineas פנחס

Numbers 25:10-30:11; I Kings 18:46-19, 21; John 15-17

Have you ever stood up and defended your God when someone was mocking or making fun of Him? When you defend God's honor and God's laws, you have zeal for God!




Phineas had great zeal for God. He was the son of Eleazer, the son of Aaron the high priest, and God said Phineas was zealous with God's own zeal! Are you wondering how Phineas showed his zeal for God? Well.....

Israel was not zealous. Israel began to commit sin with the Moabite women, and Israel bowed down to Baal, the god of Peor. And the LORD's anger was roused. God said to Moses, Take all the leaders of the people and hang the offenders before the LORD, out in the sun that the fierce anger of the LORD may turn away from Israel.

And the judges of Israel began to kill the men who were worshiping Baal of Peor. Why would Israel's worshipping other God's make God angry? (Number 25:1-5)

While all this was happening, Phineas got news that an Israelite man named Zimri and a Moabite woman named Cozbe were in a tent together sinning. Phineas took a javelin and going into the tent, he thrust the javelin through both of them. This zealous act of Phineas, to defend God's honor by defending His laws, stopped the plague among Israel. And more than that – it made atonement which means it covered the sins of Israel.

(Numbers 25:6,7)



Elijah was a great prophet full of zeal for God. During the time he prophesied, Israel had a bad king named Ahab who had left God's laws and followed the false gods called Baals, and his wife Jezebel was massacring the prophets of the Lord. The prophets that survived were the ones that Obadiah hid in some caves and fed. (I Kings 18:1-4,18)



So Elijah said to Ahab – Let's see who is the REAL GOD. You send the 450 prophets of Baal and the 400 prophets of Aserah to Mt. Carmel, and they will have a contest. Baal's prophets cut up a bull and laid it on wood with no fire, and Elijah, the prophet of God, did the same, saying, The God who answers by fire, HE is GOD! Israel answered saying It is well spoken. (I Kings 18:22-24)

And it began – Baal's prophets called on their Baal from morning til noon with no answer. Elijah mocked them saying, Maybe he's busy or on a journey. So they cried louder and cut themselves till blood gushed. This went on til nightfall, but Baal never answered. (I Kings 18:26-29) Do you know why Baal never answered?



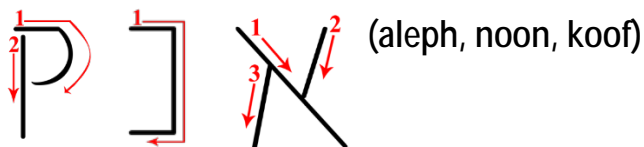
Now it was Elijah's turn. He had a trench dug around his wood with the bull on it, and said, Pour water on the wood and on the bull and do it a second and third time til the water fills the trench. Then Elijah said, LORD God of Abraham, Isaac, and Israel, let it be known this day that You are God in Israel and I am Your servant, and that I have done all these things at Your word. Hear me, O LORD, hear me, that this people may know that You are the LORD God, and that You have turned their hearts back



to You again. Then FIRE of the LORD FELL and consumed the bull, the wood, the stones, the dust and licked up all the water! Now when the people saw this they fell on their faces saying, The LORD He is GOD!

(I Kings 18: 33-39) What would you say if you saw the fire of the LORD fall?

The Hebrew word for zeal is kahnah -



The ancient Hebrew meanings of the letters can mean: Be zealous for God by turning your back on all other gods for life comes only from our God.



Do you wonder how we can show our zeal for God? Yeshua used the weapon of prayer. The prayer he prayed in John 17 was for His disciples and for US! He prayed this prayer just before He made atonement for our sins on the cross. What do you think He prayed for us?

He prayed we would be in unity – be one with one another – love, support and help one another.

He prayed we would love one another the same way God the Father loved His Son Yeshua! That is amazing love! John 17:6-26

How can you show zeal for God by loving and being in unity with other believers this week?




Let's tell the story that happened to Israel
In the book of Numbers.

TORAH (God's Instructions/Laws) Numbers 25:1-5(NKJV)

25 Now Israel remained in the Acacia Grove, and the people began to commit harlotry with the women of Moab. ² They invited the people to the sacrifices of their gods, and the people ate and bowed down to their gods. ³ So Israel was joined to Baal of Peor, and the anger of the LORD was aroused against Israel.

⁴ Then the LORD said to Moses, "Take all the leaders of the people and hang the offenders before the LORD, out in the sun, that the fierce anger of the LORD may turn away from Israel."

⁵ So Moses said to the judges of Israel, "Every one of you kill his men who were joined to Baal of Peor."



**Israel began to commit sin
with the Moabite women,
and Israel bowed down
to Baal, the god of Peor.**

Numbers 25:1-3



The Lord's anger was roused.

**Take all the leaders
of the people and
hang the offenders
before the LORD,
out in the sun
that the fierce anger
of the LORD may
turn away from Israel.**



Numbers
25:4-5

1. Have you ever stood up and defended your LORD when someone was mocking or making fun of HIM? YES or NO
2. Did Israel do what pleased God and honor HIM? YES or NO
3. (Circle Answer in scripture of what Israel did.)
4. What was the consequence for the leaders of Israel. (Circle answer in scripture)

Israel did not keep Commandment Bet # _____ and Commandment Gimel # _____.

TORAH (God's Instructions/Laws) Exodus 20:3-4 (NKJV)

³ "You shall have _____ gods before Me. ⁴ "You shall not make for yourself a _____—any _____ of _____ that *is* in heaven above, or that *is* in the earth beneath, or that *is* in the water under the earth; ⁵ you shall not _____ to them nor _____ them. For I, the LORD your God, *am* a jealous God, ...

Answers: serve bow down likeness anything carved image no other 2 3

Phineas had great zeal for God.



God said Phineas
was zealous
with God's own zeal!

TORAH (God's Instructions/Laws) Numbers 25:10-11(NKJV)

¹⁰ Then the LORD spoke to Moses, saying:

¹¹ "Phinehas the son of Eleazar, the son of Aaron the priest, has turned back My wrath from the children of Israel, because he was zealous with My zeal among them, so that I did not consume the children of Israel in My zeal.

TORAH (God's Instructions/Laws)
Numbers 25:6-9



This zealous act of Phineas,
to defend God's honor
by defending His laws,
stopped the plague among Israel.

1. How did Phineas show zeal for God? by defending HIS _____

Elijah was a great prophet full of zeal for God.

Tell the Story

HAFTARAH (Prophets/Writings) 1 Kings 16:29-33



King Ahab of Israel
who had left God's laws
and followed the false gods
called Baals,
and his wife Jezebel were massacring
the prophets of the Lord.



Let's see who is the REAL GOD.



ELIJAH said to King Ahab,
You send
the 450 prophets of Baal
and prophets of Aserah
to Mt. Carmel

HAFTARAH (Prophets/ Writings) 1 Kings 18:18-20(NKJV)

¹⁸ And he answered, "I have not troubled Israel, but you and your father's house *have*, in that you have forsaken the commandments of the LORD and have followed the Baals. ¹⁹ Now therefore, send *and* gather all Israel to me on Mount Carmel, the four hundred and fifty prophets of Baal, and the four hundred prophets of Asherah, who eat at Jezebel's table."
²⁰ So Ahab sent for all the children of Israel, and gathered the prophets together on Mount Carmel.



The God who answers
by fire.
HE is GOD!

Baal's prophets
cut up a bull and
laid it on wood
with no fire



HAFTARAH (Prophets/Writings) 1 Kings 18:21-25 (NKJV)

²¹ And Elijah came to all the people, and said, "How long will you falter between two opinions? If the LORD *is* God, follow Him; but if Baal, follow him." But the people answered him not a word. ²² Then Elijah said to the people, "I alone am left a prophet of the LORD; but Baal's prophets *are* four hundred and fifty men. ²³ Therefore let them give us two bulls; and let them choose one bull for themselves, cut it in pieces, and lay *it* on the wood, but put no fire *under it*; and I will prepare the other bull, and lay *it* on the wood, but put no fire *under it*. ²⁴ Then you call on the name of your gods, and I will call on the name of the LORD; and the God who answers by fire, He is God." So all the people answered and said, "It is well spoken."

²⁵ Now Elijah said to the prophets of Baal, "Choose one bull for yourselves and prepare *it* first, for you *are* many; and call on the name of your god, but put no fire *under it*."

Tell the Story



Baal's prophets called on their Baal
from morning until noon
with no answer from him.

Maybe he's busy or on a journey.



HAFTARAH (Prophets/Writings) 1 Kings 18:26-27 (NKJV)

²⁶ So they took the bull which was given them, and they prepared *it*, and called on the name of Baal from morning even till noon, saying, "O Baal, hear us!" But *there was* no voice; no one answered. Then they leaped about the altar which they had made.

²⁷ And so it was, at noon, that Elijah mocked them and said, "Cry aloud, for he *is* a god; either he is meditating, or he is busy, or he is on a journey, *or* perhaps he is sleeping and must be awakened."

Tell the Story

So they cried louder and cut themselves
till blood gushed.

Baal never answered.

Do you know why
Baal never answered?



HAFTARAH (Prophets/Writings) 1 Kings 18:28 (NKJV)

²⁸ So they cried aloud, and cut themselves, as was their custom, with knives and lances, until the blood gushed out on them.

²⁹ And when midday was past, they prophesied until the *time* of the offering of the *evening* sacrifice. But *there was* no voice; no one answered, no one paid attention.

Elijah's turn!

Do you think Elijah's God

the LORD

Will answer?

Pour water on the wood
and on the bull
and do it a second
and third time.

HAFTARAH (Prophets/Writings)

1Kings 18:36-37

Elijah had a trench dug
around his wood
with the bull on it



Tell the Story

Then Elijah said, LORD God of Abraham, Isaac, and Israel, let it be known this day that You are God in Israel.



HARTARAH (Prophets/Writings) 1 Kings 18:36-37 (NKJV)

³⁶ And it came to pass, at *the time of* the offering of the *evening* sacrifice, that Elijah the prophet came near and said, "LORD God of Abraham, Isaac, and Israel, let it be known this day that You *are* God in Israel and I *am* Your servant, and *that* I have done all these things at Your word. ³⁷ Hear me, O LORD, hear me, that this people may know that You *are* the LORD God, and *that* You have turned their hearts back *to You* again."



HAFTARAH (Prophets/Writings) 1 Kings 18:38-39 (NKJV)

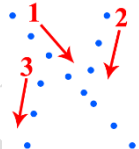

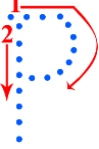
³⁸ Then the fire of the LORD fell and consumed the burnt sacrifice, and the wood and the stones and the dust, and it licked up the water that *was* in the trench. ³⁹ Now when all the people saw *it*, they fell on their faces; and they said, "The LORD, He *is* God! The LORD, He *is* God!"

What would you say if you saw the fire of the LORD fall?

What will you do?

Kahnah = zeal

Be zealous for God
by turning your back on all other gods
for life comes only from our God.

KAHNAH(Zeal)		Aleph	Noon	Koof
Practice Writing				

Draw a picture a two ways you can show zeal for the LORD God!

Do you wonder how we can show our zeal for God?

YESHUA (Jesus) used the weapon of Prayer.

YESHUA (Jesus) prayed this prayer just before He made atonement for our sins on the cross.

BRIT CHADASHAH (New Testament) John 17:6-26

Read and Discuss what Yeshua prayed.



What do you think YESHUA (Jesus) prayed for us?

YESHUA (Jesus) prayed we would

1. be in unity
2. be one with one another
3. love, support and help one another.

He prayed we would love one another the same way God the Father loved His Son Yeshua!

That is amazing love!



How can you show zeal for God by loving and being in unity with other believers this week?

Barook (Blessing) May Yeshua bless you with the ability to go out and make disciples for Him.

Teacher note: You can bless the students at the end of the class with this blessing as a whole group or individually.)

Games and Activities Teacher Instructions

For each of the lessons one of the games has been suggested to re-enforce the theme of the lesson. We have used the following games in a variety of ways. You can use the game suggested or choose another which fits your students and your time frame.

A list of general games that can be used for any/all lessons is included on pages 167-176.

BUILD BOB

1. Have a list of questions from the current or the past several lessons.
2. Divide the class into even teams.
3. Ask alternating teams a question. The teams can discuss the answer if they need to. For each correct answer, the team gets to draw a "body part" on the board. The "drawings" consist of stick figures with a round head.
4. There are 6 body parts to be a complete "Bob" – the head, the body, two arms and two legs – If you want the game to go longer, hands and feet can be added. The first team to build Bob wins.

SKITS

It is always fun to have kids "act out" a part of the day's teaching that has a lot of action in it. "Props" for skits can be purchased at garage sales, 2nd hand stores or friends who may be cleaning out their children's' closets. Items like stuffed animals, robes, crowns, walking sticks, etc. are fun to have on hand.

You can read the part of the story as the children act it out – OR - you can write a simple dialogue that the children can read and act out.

EL SHADDADAI MINISTRIES

Teacher's Lesson Flow:

Tribes (Mattot) **מטות** Numbers 30:2-32:43 ~ Jeremiah 1:1-2:3 ~ John 18-19

Journeys (Massei) **מסעי** Number 33:1-36:13 ~ Jeremiah 2:4-28;3:4 ~ John 20-21

Life Verse Practice: Deuteronomy 6:5 (NKJV)

⁵And you must love the LORD your God with all your heart, all your soul, and all your strength.

5.

Reinforcing the WORD to Build "Banah" lives

- Quickly review Prayer and Praise Words to Thank YHVH God.
- Review Life Verse: Deuteronomy 6:5
- Review Hebrew letters and vocabulary.
- What does God want from His people?
- Can you love, obey and stay with more than 1 god?
- Is it good for us to bring into our lives just a little bit of what God says no to?
- Can you name the reasons why you love God and how He has shown His love for you?

4.

New Testament "B'rit Chadashah"

- People also turned away from Yeshua – John 18:1, 11, 25-26, 18-19

How to Love and Honor YHVH

1.

PRAISE "Hallel"

- Practice Prayer and Praise Words to the Lord Including the Fruit of the Spirit Definition and Hebrew Praise Word.
- Life Verse Practice
- Hebrew Writing Practice
- Read Story

3.

Prophets/Writings "Haftarah"

- God remembers Israel's relationship with Him – Jeremiah 2:2-3
- God's discussion with Israel – Jeremiah 2:4-28
- Call to repent and return – Jeremiah 3:1-4

Children's work pages begin here!

2.

God's Teachings / "Torah"

- Danger in relationships – Numbers 25:
- Way with the Midianites – Numbers 31:3-8, 16-24

Teacher's Special Instructions

We start with a lesson on the Hebrew language. We will both write and speak Hebrew.

We do this for two reasons:

- 1) All students are at the same level in learning a new language, and they enjoy it.
- 2) It gives the students a chance to learn biblical truths embedded in the original language of the Hebrew Scriptures (Old Testament). Start by pointing out they are used to reading from left to right, but Hebrew reads from right to left. They also will need to write Hebrew from right to left.

Materials and Vocabulary:

- a. White board, black board or large easel and paper
- b. Markers
- c. Handouts or writing paper for the students
- d. Pens or pencils for the students
- e. The words used on their Hebrew writing pages are all words that are related to each individual lesson. Generally, a Hebrew word is chosen from the lesson and emphasized each week, both to teach character and increase understanding of the concepts being taught. New words will be in the box on the upper right of this page. Various names of God will also be taught in Hebrew.

New Hebrew words transliterated

Mattot (Tribes)

Massei (Journeys)

YHVH (The LORD)

Preparation:

- a. Choose 2 or 3 Hebrew words from the Hebrew writing page(s). On the board, write the words in English and in the transliterated form given in the left column of the Hebrew writing page(s).
- b. Leave space to write the word in Hebrew.
- c. Explain that the letters they see on the page are written in book print like they might see on a sign, or that they would print themselves.

Procedure:

- a. Demonstrate the writing procedure of two or three Hebrew words on the board. Have the students follow your directions on their work pages. Be sure to point out the special features of each letter.
- b. Then have the students try a few words on their own, or complete the rest of the page. The ability to finish the whole exercise will depend on how much time you have. (2 to 5 minutes time is needed to finish the page.)

Israeli street sign



Games/Activities: Normally games are played after children's work pages are complete.

Prayer and Praise Words

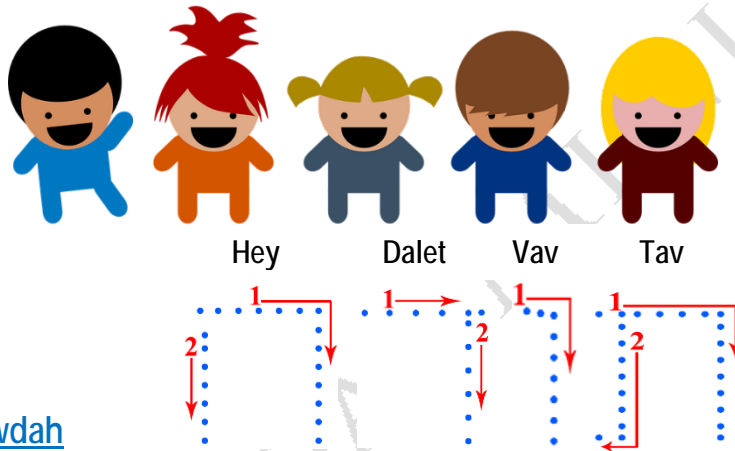
(Thank you ...Bless you...)

KINDNESS: THANK YOU, LORD, THAT YOUR HOLY SPIRIT HELPS ME TO THINK OF OTHERS AND TREAT THEM LIKE I WANT TO BE TREATED – WITH KINDNESS!

1. Let's thank God for one thing He has blessed you with this week.

Write your thank you here:

PRAISE is a way to THANK GOD for HIS Goodness to us and others.



Praise word: Towdah

EXPRESS Adoration

Towdah means "an extension of the hand in adoration, affirmation or acceptance."

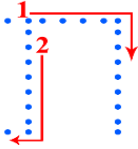

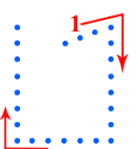
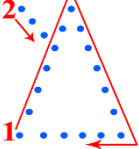

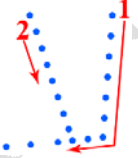
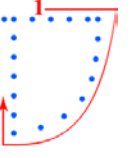
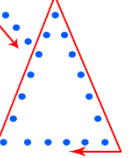
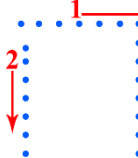

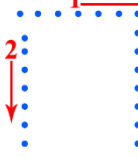

Psalm 116:17 (NKJV)

I will offer to You the sacrifice of thanksgiving,
And will call upon the name of the LORD.

Life Verse Practice: Deuteronomy 6:5 (NKJV)

⁵And you must love the LORD your God with all your heart, all your soul, and all your strength.

How to Love and Honor Yahweh

Hebrew/English	<div style="display: flex; justify-content: space-between; align-items: center;"> ← Write and read Hebrew from right to left. ← Start here </div>
MATTOT (Tribes)	<div style="display: flex; justify-content: space-around; text-align: center;"> <div>Tav </div> <div>Vav </div> <div>Tet </div> <div>Mem </div> </div>
Practice Writing	
MASSEI (Journeys)	<div style="display: flex; justify-content: space-around; text-align: center;"> <div>Yood </div> <div>Ayin </div> <div>Samech </div> <div>Mem </div> </div>
Practice Writing	
YHVH (The LORD)	<div style="display: flex; justify-content: space-around; text-align: center;"> <div>Hey </div> <div>Vav </div> <div>Hey </div> <div>Yood </div> </div>
Practice Writing	

Mattot/Massaei – Tribes/Journeys
Number 30:2-36:13; Jeremiah 2:4-28;3:4;4:1-2; John18-20

What does God want from his people? He wants us to love, obey and stay with Him, having NO OTHER gods! (Exodus 20:3)



But do God's people sometimes turn from their God? Yes, sadly, sometimes His people do wrong. They listen to someone other than God.

And so it was with Israel. They were persuaded to get involved with Midianite women.

God knew being involved with people who love other gods could destroy their relationship with Him. Remember how this involvement caused the death of 24,000 people!

(Numbers 25:18 and 3) Can you love, obey and stay with more than 1 god?

Now the time had come for the Israelites to get rid of the Midianites altogether. So the LORD told Moses – gather an army of 12,000 Israelites, 1,000 from each tribe and go to war against the Midianites. Phineas then led this army with trumpets for signaling in his hand. The Midianite kings, the men and Balaam were all killed in this war Israel took all the women, children, herds, flocks and goods back to their people. (Numbers 31:1-11) But Moses was angry and said, Look, these women caused the children of Israel, through the counsel of Balaam, to trespass against the LORD in the incident of Peor, and there was a plague among the children of Israel. So he wanted only the virgin girls to be left alive. And everything else brought from the war was to be purified before coming into the camp. (Numbers 31:16-24)



Is it good for us to bring into our lives just a little bit of what God says “no” to?



Do you think God has feelings?

Well, God told Jeremiah the prophet that He remembered the kindness and the love His people had for Him, and how Israel was holiness to Him – They were totally separated just to God. But then God asks, What have I done wrong that now you are far from Me. You've gone away from Me, and you are following false gods. Even the priests did not call out for Me, and though they are suppose to know My teachings, they did not know Me!

My people have changed their gods! They have forsaken Me even though I led you in the way. (Jeremiah 2:4-28)

There are always consequences for turning away from God And God said, So trouble has come on you now! Your own wickedness will correct you, and your going to other gods will rebuke you. You have forsaken Me, the fountain of living waters, and the fear of the LORD is not in you. (Jeremiah 2:19 & 13)

But GOD IS SO MERCIFUL! He wants those who have gone away from Him to return to Him.

He says, Will you from this time cry to Me, saying, My Father, You are the guide of my youth. (Jeremiah 3:4)

Return to Me and throw your idols away. Nations who love the LORD are blessed and they glory in the LORD! (Jeremiah 4:1-4)

Can you think of ways that our nation needs to return to God?

Did people ever turn away from Yeshua? Sadly, yes. Judas betrayed Jesus and led the Roman soldiers to Him so they could arrest him.

Peter one of His disciples who cut off the ear of one of the soldiers arresting Yeshua – denied even knowing Yeshua later that night.

(John 18:1,11,25-26)

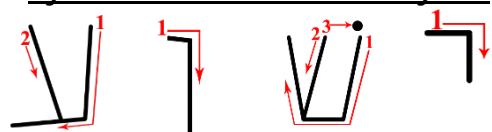
Soldiers beat Yeshua, the priests turned Yeshua over to the Roman officials so they would crucify Him. The common people cried out for Yeshua to be crucified! (John 18:18,19)

All of this and more happened to Yeshua even though Pilate, a Roman Ruler said, I find NO FAULT in Him! But Yeshua was crucified. He was nailed to a cross with a sign over his head that said: (John 19:19)

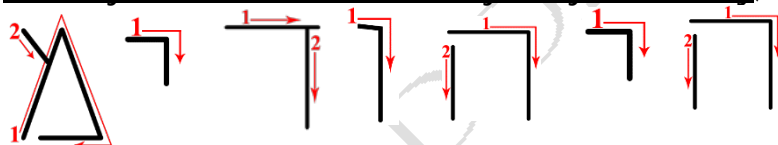
Yeshua (Jesus) of Nazareth the King of the Jews.



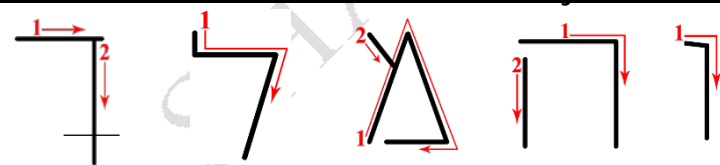
ayin vav sheen yood;



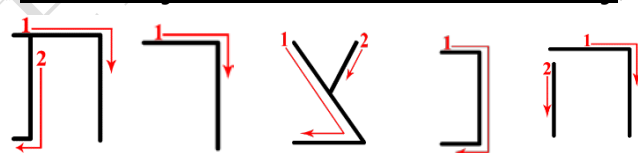
Mem yood dalet vav hey yood hey;



final kaf lamed mem hey vav;

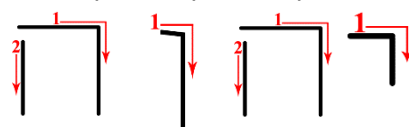


Tav reysh tsade noon hey;



When you take the first letter of each Hebrew word you have

!!HEY, VAV, HEY, YOOD



This is the name of God. Yeshua is God. He was crucified for you His blood covers our sins, so when we ask for forgiveness we can return to God!

Can you begin to name the reasons why you love God and how He has shown His love for you!

What does God want from his people? Circle Answers.

TORAH (God's Teachings/Laws) Deuteronomy 6:5 (NKJV)

And you must love the LORD your God
with all your heart, all your soul, and all your strength.

Draw a picture of you!



Thinking,
Emotions
Attitudes

TORAH (God's Teachings/Laws) Exodus 20:1-5 (NKJV)

¹ And God spoke all these words, saying:

² "I *am* the LORD your God, who brought you out of the land of Egypt,
out of the house of bondage.

³ "You shall have no other gods before Me.

⁴ "You shall not make for yourself a carved image—any likeness *of anything*
that *is* in heaven above, or that *is* in the earth beneath, or that *is* in the water
under the earth;



But do God's people sometimes
turn from their God?

YES or NO



Yes, sadly, sometimes the LORD God's people do wrong.

1. Has someone tried to tell you to do something wrong that you knew was not the LORD's way? YES or NO
2. What do you do when someone wants you to disobey the LORD God and follow the wrong way? (tell your friend your answer)

TORAH (God's Instructions/Law) Numbers 25:3 (NKJV)

³ So Israel was joined to Baal of Peor, and the anger of the LORD was aroused against Israel.



And so, it was with Israel.



They listened to someone other than the LORD God.

God knew being involved with people and nations
who love other gods could destroy their relationship
with Him and cause His people, hurt, pain,
and even death.



TORAH (God's Instructions/Law) Numbers 25:18

3. Can you love and obey more than 1 god? YES or NO

The LORD told Moses – gather an army of 12,000 Israelites, 1,000 from each tribe and go to war against the Midianites because they had caused the people of Israel to follow another god and do evil in the LORD's sight.



TORAH (God's Instructions/Laws)
Numbers 31:3-6 (NKJV)

³ So Moses spoke to the people, saying, "Arm some of yourselves for war, and let them go against the Midianites to take vengeance for the LORD on Midian.

⁴ A thousand from each tribe of all the tribes of Israel you shall send to the war."

⁵ So there were recruited from the divisions of Israel one thousand from *each* tribe, twelve thousand armed for war.

⁶ Then Moses sent them to the war, one thousand from *each* tribe; he sent them to the war with Phinehas the son of Eleazar the priest, with the holy articles and the signal trumpets in his hand.

TORAH (God's Instructions/Law) Numbers 31:16

¹⁶ "These were the ones who followed Balaam's advice and enticed the Israelites to be unfaithful to the LORD in the Peor incident, so that a plague struck the LORD's people.

1. Is it good for us to bring into our lives just a little bit of what the LORD God says "no" to?

YES or NO

2. Do you think the LORD God has feelings?

YES or NO



HAFTARAH (Prophets/Writings) Jeremiah 2:2-3

² "Go and proclaim in the hearing of Jerusalem: "This is what the LORD says:

"I remember the devotion of your youth, how as a bride you loved Me and followed Me through the wilderness, through a land not sown.

³ Israel was holy to the LORD, the firstfruits of his harvest; all who devoured her were held guilty, and disaster overtook them," declares the LORD.

Consequences

Tov (good)

or Rah (evil)

choices



1. In Verse 2 did the children of Israel make choices for good or evil?
2. Underline the choice the children of Israel made.
3. Read aloud verse 3 and tell your friend what happened when Israel pleased God?

⁵ This is what the LORD says: "What fault did your ancestors find in Me, that they strayed so far from Me? They followed worthless idols and became worthless themselves.

¹¹ Has a nation ever changed its gods? (Yet they are not gods at all.) But my people have exchanged their glorious God for worthless idols.

Israel did not know ME!
My people
have changed their gods!
They have forsaken Me
even though
I led you in the way.



4. Read verse 5 and 11, did Israel make a Tov(good) or Rah(evil) choice?
5. Underline the consequences of Israel making and evil choice in verse 5

HAFTARAH (God's Instructions/Laws) Jeremiah 2:19



¹⁹ Your wickedness will punish you; your backsliding will rebuke you.

Consider then and realize how evil and bitter it is for you
when you forsake the LORD your God and have no awe of Me,"
declares the Lord, the LORD Almighty.

1. Circle the 4 consequences for turning away from the LORD God in verse 19.

Wickedness means – foolish, misconduct, troublemaking, sinful, cursed, devilish

Backsliding means - turns away from God, ignore God's Word and Ways

Evil means - bad, damaging, hurtful, injurious, deadly

Bitter means - discontented, scornful, angry, cruel, cutting

HAFTARAH (Prophets/Writings) Jeremiah 3:4-5 (ESV)

⁴ Have you not just now called to me, 'My father, you are the friend of my youth—

⁵ will he be angry forever, will he be indignant to the end?'

Behold, you have spoken, but you have done all the evil that you could."

1. Do you call the LORD God, My father and friend but choose to do evil like Israel did?

2. Do you put anything 1st before the LORD God? Friends, Phone, TV, Videos, Sports?

Is there HOPE? – YES! The LORD God is so Merciful!

3. What (3) things does the LORD God want you to do in verse 1? Circle your answers.

HAFTARAH (Prophets/Writings) Jeremiah 4:1-2

¹ O Israel, if you will truly return to Me and absolutely discard your idols,

² and if you will swear by Me alone, the Living God, and begin to live good, honest, clean lives,
then you will be a testimony to the nations of the world, and they will come to Me and glorify
My Name.

Opposite of Wickedness - serious, pure, goodness, righteousness

Opposite of Backsliding - saint, devoted to the LORD God and His Word and Ways

Opposite of Evil - good, useful, helpful, innocent, safe, healthy

Opposite of Bitter – hopeful, caring, forgiving, gentle, kind, loving, peaceful, joyful



BRIT CHADASHAH (New Testament) John 17:25-26

- ²⁵ "O righteous Father, the world doesn't know you, but I do;
and these disciples know you sent me.
- ²⁶ And I have revealed you to them and will keep on revealing you so
that the mighty love you have for Me may be in them, and I in them."

Did people ever turn away from Yeshua (Jesus)? YES or NO

Tell the story of Passover meal with Yeshua




Yeshua said
one of you will
betray Me.



Yeshua said
All of you
will fall away
from Me.



Peter said he would
never fall away.
Yeshua said to Peter you
will deny Me 3 times.



Yeshua gave thanks broke the bread and
said this is my body broken for you.
Yeshua took the cup and giving thanks
He said this is My blood,
the blood of the covenant
that is poured out for many.




After singing a hymn,
Yeshua and His disciples went out
to the Mount of Olives.

BRIT CHADASHAH (New Testament) John 18:1-11 Tell the Story in the Garden





Yeshua said
Watch and pray
you do not fall into
temptation.




¹ After saying these things Jesus crossed the Kidron ravine with his disciples and entered a grove of olive trees. ² Judas, the betrayer, knew this place, for Jesus (Yeshua) had gone there many times with his disciples. ³ The chief priests and Pharisees had given Judas a squad of soldiers and police to accompany him. Now with blazing torches, lanterns, and weapons they arrived at the olive grove. ⁴⁻⁵ Jesus fully realized all that was going to happen to him. Stepping forward to meet them he asked, "Whom are you looking for?" "Jesus of Nazareth," they replied. "I am He," Jesus said. ⁶ And as he said it, they all fell backwards to the ground! ⁷ Once more he asked them, "Whom are you searching for?" And again they replied, "Jesus of Nazareth." ⁸ "I told you I am he," Jesus said; "and since I am the one you are after, let these others go." ⁹ He did this to carry out the prophecy he had just made, "I have not lost a single one of those you gave me. . . ." ¹⁰ Then Simon Peter drew a sword and slashed off the right ear of Malchus, the High Priest's servant. ¹¹ But Jesus said to Peter, "Put your sword away. Shall I not drink from the cup the Father has given me?"




- ❖ Judas betrayed Yeshua with a kiss.
- ❖ Peter struck High Priest's slave, cutting off his ear. Yeshua healed the ear.
- ❖ Yeshua reminded the crowd, day after day He sat teaching in the temple but they did not arrest Him. But all this happened to fulfill scriptures of the prophets.
- ❖ Then all the disciples left Yeshua and ran away.



Matthew 27, Luke 22, John 18 – Tell the Story



- ❖ Yeshua was arrested and taken to the High Priest and Jewish High Court by night and questioned.
- ❖ Peter followed Yeshua, and denies that he is a disciple of Yeshua (3) times.
- ❖ When Peter realized he had done what Yeshua said he would do, he cried bitterly.



- ❖ Yeshua was judged by High Priest and High Court to die and was taken to Pilate.
- ❖ Pilate and the Roman Court ask Yeshua if He was the King of the Jews and Yeshua was sentenced to die on a cross.
- ❖ Judas, the betrayer, was sorry and brought back the 30 pieces of silver to the Chief priest and elders that he had received for betraying Yeshua and went out and hanged himself.



Is there HOPE? – YES! The LORD God is so Merciful!



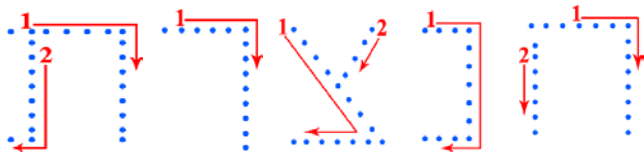
Yeshua is God!

His blood covers our sins,
so when we ask for forgiveness
we can **return to God!**

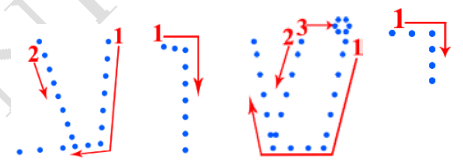
But Yeshua was crucified. He was nailed to a cross
with a sign over his head that said:

Yeshua of Nazareth the King of the Jews

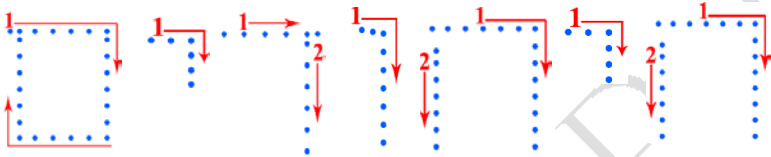
Of Nazareth



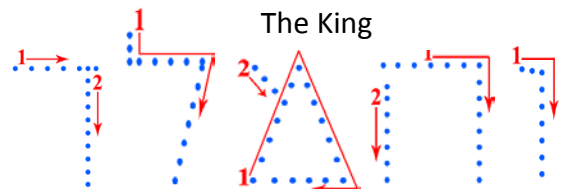
Yeshua



Of the Jews



The King



יהוה

= This is the name of the LORD God!

Name of God	Hey	Vav	Hey	Yood
YHVH				

Barook (Blessing) May Adonai bless you with the blessing of obedience to God's Laws.

Teacher note: You can bless the students at the end of the class with this blessing as a whole group or individually.)

Games and Activities Teacher Instructions

For each of the lessons one of the games has been suggested to re-enforce the theme of the lesson. We have used the following games in a variety of ways. You can use the game suggested or choose another which fits your students and your time frame.

A list of general games that can be used for any/all lessons is included on pages 167-176.

SKITS

It is always fun to have kids “act out” a part of the day’s teaching that has a lot of action in it. “Props” for skits can be purchased at garage sales, 2nd hand stores or friends who may be cleaning out their children’s’ closets. Items like stuffed animals, robes, crowns, walking sticks, etc. are fun to have on hand.

You can read the part of the story as the children act it out – OR - you can write a simple dialogue that the children can read and act out.

Teacher's Lesson Flow:

Feast of Pentecost (Shavuot) שבועות

Numbers 4:21-7:89 ~ Exodus 19:1-20:17 ~ Jeremiah 31:33~Acts 1:1-5, 38, 41
~ Hebrews 8:10 ~ 1 Peter 2:9

Life Verse Practice: 1 Peter 2:9 (NKJV)

⁹ But you *are* a chosen generation, a royal priesthood, a holy nation, His own special people, that you may proclaim the praises of Him who called you out of darkness into His marvelous light;

5.

Reinforcing the WORD to Build "Banah" lives

- Quickly review Prayer and Praise Words to Thank YHVH God.
- Review Life Verse: 1 Peter 2:9
- Review Hebrew letters and vocabulary.
- How does holiness work in your life?
- How do you describe God's heart to others?
- What happens if we don't obey God and decide we don't want to be holy?

4.

New Testament "B'rit Chadashah"

- Holy Spirit comes
- Acts 2:1-5, 38, 41
- God's promise to us
- Hebrews 8:10
- God's special
people - 1 Peter 2:9

Patterns of Receiving the TORAH and the HOLY SPIRIT

1.

Start Here

PRAISE "Hallel"

- Practice Prayer and Praise Words to the Lord Including the Fruit of the Spirit Definition and Hebrew Praise Word.
- Life Verse Practice
- Hebrew Writing Practice
- Read Story

Children's work pages begin here!

2.

God's Teachings / "Torah"

- Being God's treasure
- Exodus 19:1-15
- Preparing for God to come
- Exodus 19:8-12
- God comes - Exodus 19:16-24
- 10 Words - Exodus 20:1-17

3.

Prophets/Writings "Haftarah"

- God's covenant with His people
- Jeremiah 31:33

Teacher's Special Instructions

We start with a lesson on the Hebrew language. We will both write and speak Hebrew.

We do this for two reasons:

- 1) All students are at the same level in learning a new language, and they enjoy it.
- 2) It gives the students a chance to learn biblical truths embedded in the original language of the Hebrew Scriptures (Old Testament). Start by pointing out they are used to reading from left to right, but Hebrew reads from right to left. They also will need to write Hebrew from right to left.

New Hebrew words transliterated

Shavuot (Pentecost)

Torah (God's instruction/Laws)

Aashray (Blessed)

Materials and Vocabulary:

- a. White board, black board or large easel and paper
- b. Markers
- c. Handouts or writing paper for the students
- d. Pens or pencils for the students
- e. The words used on their Hebrew writing pages are all words that are related to each individual lesson. Generally, a Hebrew word is chosen from the lesson and emphasized each week, both to teach character and increase understanding of the concepts being taught. New words will be in the box on the upper right of this page. Various names of God will also be taught in Hebrew.

Preparation:

- a. Choose 2 or 3 Hebrew words from the Hebrew writing page(s). On the board, write the words in English and in the transliterated form given in the left column of the Hebrew writing page(s).
- b. Leave space to write the word in Hebrew.
- c. Explain that the letters they see on the page are written in book print like they might see on a sign, or that they would print themselves.

Procedure:

- a. Demonstrate the writing procedure of two or three Hebrew words on the board. Have the students follow your directions on their work pages. Be sure to point out the special features of each letter.
- b. Then have the students try a few words on their own, or complete the rest of the page. The ability to finish the whole exercise will depend on how much time you have. (2 to 5 minutes time is needed to finish the page.)

Israeli street sign



Games/Activities: Normally games are played after children's work pages are complete.

You will continue to use the Counting the Omer activity from page 179 and the teacher instructions from page 13.

General game instructions are on page 165-176.

Prayer and Praise Words

(Thank you ...Bless you...)

Joy: Thank you, Lord for the **JOY** of the **Holy Spirit** that bubbles up inside and **springs into praise for all the wonderful blessings that come from YOU!**

1. Let's thank God for one thing He has blessed you with this week.

Write your thank you here: _____

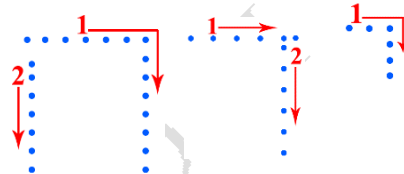
PRAISE is a way to THANK GOD for HIS Goodness to us and others.



Hey

Dalet

Yood



Praise word: Yadah

EXPRESS Gratitude, Thankfulness and Surrender

Yadah means "the extended hand, to throw out the hand therefore to worship with extended hand."

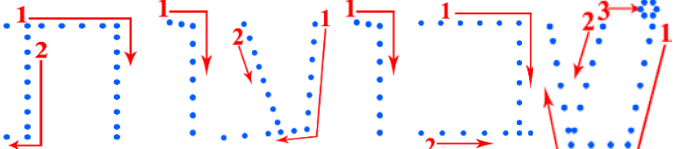
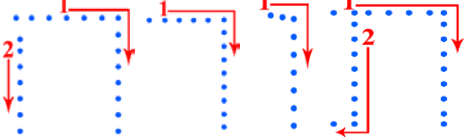
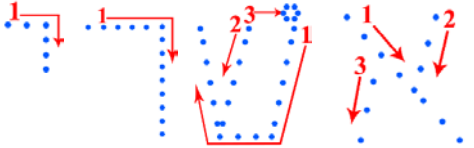
Psalm 28:7 (NKJV)

⁷ The LORD is my strength and my shield; My heart trusted in Him, and I am helped; Therefore my heart greatly rejoices, And with my song I will praise Him.

Life Verse Practice: 1 Peter 2:9 (NKJV)


⁹ But you *are* a chosen generation, a royal priesthood, a holy nation, His own special people, that you may proclaim the praises of Him who called you out of darkness into His marvelous light;...

Pattern of receiving the TORAH and the HOLY SPIRIT

Hebrew /English	<div style="display: flex; justify-content: space-between; align-items: center;"> ← Write and read Hebrew from right to left ← Start here </div>
Shavuot (Pentecost)	<div style="display: flex; justify-content: space-around; text-align: center;"> TavVavAyinVavVeitSheen </div> 
Practice Writing	
Torah (Instruction/laws)	<div style="display: flex; justify-content: space-around; text-align: center;"> HeyReyshVavTav </div> 
Practice Writing	
Aashray (Blessed)	<div style="display: flex; justify-content: space-around; text-align: center;"> YoodReyshSheenAleph </div> 
Practice Writing	

Shavuot – Feast of Pentecost שבועות

Exodus 19-20:17 ~ Jeremiah 31:33 and Acts 2 ~ Hebrews 8:10, 12:29



Something incredible was about to happen! It was now 3 months since the children of Israel had gone out of Egypt. They were now in the wilderness camping in front of Mt. Sinai when God called to Moses to come up, and talk to Him on the mountain. He told Moses to remind the people that He brought them out of Egypt on eagles wings FOR A REASON. He wanted this people to be HIS OWN PEOPLE. (Exodus 19:1-4)

He told them, if they would only obey His voice and keep His covenant, they would be a special treasure to Him – above all people – a kingdom of priests and a holy nation! (Exodus 19:5) Wow! What a promise! Wouldn't you want God to make that promise to you?!

Do you know that when you believe Yeshua, you are part of God's people, and you are a chosen generation, a royal priesthood, a holy nation, His own special people; that you may proclaim the praises of Him who called you out of darkness and into his marvelous light. (1 Peter 2:9) Did you find the REASON GOD MADE YOU HIS OWN SPECIAL PEOPLE? How will this affect what you do?



When Moses told the people what God wanted them to do, they all answered saying, *All that the LORD has spoken we will do!* (Exodus 19:8)

Then God told Moses the people should get ready for Him to come down on Mt. Sinai in the sight of all the people! (Exodus 19:11)

Now remember that God is so powerful and incredible the Bible tells us that NO man can see Him and live (Exodus 33:20), and that

God is a consuming fire! (Hebrews 12:29) So how would God be seen by the people?

God told Moses that in 3 days, He would come in a thick cloud, so people could hear His voice (Exodus 19:9,11)

Moses was to set bounds for the people so they would not even TOUCH the mountain, or they would DIE!

(Exodus 19:12)





Sure enough, on the 3rd day there were thunderings, lightnings and a thick cloud on the mountain, and a very loud sound of the trumpet -So loud the people trembled!

Mt. Sinai was completely in smoke because the LORD descended on it in FIRE! So much fire, the smoke went up like smoke from a burning furnace, and the whole mountain quaked violently! (Exodus 19:18)

The trumpet blasted longer and louder! Moses spoke AND GOD ANSWERED! (Exodus 19:19)

The Lord told Moses to go down and warn the people again not to come near the mountain. Then God wanted him to come back up! (Exodus 19:24)

Moses made the steep climb down and up again. When he got back up, God gave him the 10 Commandments!

These commandments were God's covenant – His Law for His people. He wrote them on stone tablets.



God made an amazing promise to Jeremiah saying, But this is the covenant I will make with the house of Israel after those days, says the LORD; I will put My law in their minds and write it on their hearts; and I will be their God, and they shall be My people...(Jeremiah 31:33)
When would this happen and how would it happen?



When we go to the book of Acts, we find devout men in Jerusalem had been counting since the day after Jesus had risen from the dead. Why? What were they counting? They were counting 50 days until Shavout.

Would something super special happen on the 50th day?
Let's see:

Jerusalem was crowded with devout men from every nation under heaven. So many had come for Shavuot! (Acts 2:5)

Would something super special happen on the 50th day?







SUDDENLY, there was a tremendous noise caused by a mighty wind and tongues of fire appeared on each person's head that was in the house praying! They were all filled with the Holy Spirit. (Acts 2:2-4)


That day, 3,000 people believed Yeshua, were baptized and received the Holy Spirit! (Acts 2:38,41)



And so it had begun – The promise made through Jeremiah is being fulfilled and the New Covenant had begun as it says - ...I will put my laws in their mind and write them on their hearts, and I will be their God, and they shall be My people." (Hebrews 8:10)

Did you notice that there was fire on the heads of the new believers? In Hebrews there is a wonderful word that sums up the fire of God on Mt. Sinai and the fire on believers' heads on Shavuot.

The word is     (yood,resh,sheen, aleph) (aashray).
Aashray means BLESSED.

  (sheen,aleph) (eish) means FIRE!

 Aleph means God.

 Resh is head and  yood at the end of a word means "my".
When the fire of God is on my head, I am blessed.

How can that be a blessing?

God's fire burns out our sinful thoughts and at the same time writes on our minds and hearts His law, and gives us the desire to follow it.



Today, the same Holy Spirit helps us by giving us the power to live in a way that honors God. When we follow God's laws, we are blessed – aashrey!

Psalm 119:1 says: Blessed (aashrey) are the undefiled in the way, who walk in the law of the LORD!



When we believe and obey, we are God's own special people. (1 Peter 2:9, Exodus 19:5,8)

Now, being special to God is a blessing!

Happy Shavout!



TORAH (God's Instruction / Law) Exodus 19:3-6 (NKJV)

³ And Moses went up to God, and the LORD called to him from the mountain, saying, "Thus you shall say to the house of Jacob, and tell the children of Israel: ⁴ 'You have seen what I did to the Egyptians, and *how* I bore you on eagles' wings and brought you to Myself. ⁵ Now therefore, if you will indeed obey My voice and keep My covenant, then you shall be a special treasure to Me above all people; for all the earth *is* Mine. ⁶ And you shall be to Me a kingdom of priests and a holy nation.' These *are* the words which you shall speak to the children of Israel."

1. Circle what Israel was to become as a special treasure above all people.
2. Circle what Israel needed to do to become a special treasure.



TORAH (God's Instruction / Law) Exodus 19:8-11 (NKJV)

⁸ Then all the people answered together and said, "All that the LORD has spoken we will do." So Moses brought back the words of the people to the LORD. ⁹ And the LORD said to Moses, "Behold, I come to you in the thick cloud, that the people may hear when I speak with you, and believe you forever." So Moses told the words of the people to the LORD.

¹⁰ Then the LORD said to Moses, "Go to the people and consecrate them today and tomorrow, and let them wash their clothes. ¹¹ And let them be ready for the third day. For on the third day the LORD will come down upon Mount Sinai in the sight of all the people.



1. Circle how God will be seen by the people.

TORAH (God's Instruction / Law) Exodus 19:16-18 (NKJV)



¹⁶ Then it came to pass on the third day, in the morning, that there were thunderings and lightnings, and a thick cloud on the mountain; and the sound of the trumpet was very loud, so that all the people who *were* in the camp trembled. ¹⁷ And Moses brought the people out of the camp to meet with God, and they stood at the foot of the mountain. ¹⁸ Now Mount Sinai *was* completely in smoke, because the LORD descended upon it in fire. Its smoke ascended like the smoke of a furnace, and the whole mountain quaked greatly.



1. Underline and then draw what they saw and heard.

2. Would you be afraid if all that happened where you were? Yes or No

TORAH (God's Instruction / Law) Exodus 19:24 (NKJV)

²⁴ Then the LORD said to him, "Away! Get down and then come up, you and Aaron with you. But do not let the priests and the people break through to come up to the LORD, lest He break out against them."

God wanted Moses to go down and warn the people and then return up the mountain.



God gave Moses the 10 Commandments.

These commandments were God's covenant – His Law for His people.

Write the 10 commandments here.

1. _____
2. _____
3. _____
4. _____
5. _____
6. _____
7. _____
8. _____
9. _____
10. _____

HAFTARAH (Prophets / Writings) Jeremiah 31:33 (NKJV)

Jeremiah 31:33 (NKJV)

But this *is* the covenant that I will make with the house of Israel after those days, says the LORD:

I will put My law in their minds, and write it on their hearts; and I will be their God, and they shall be My people.

1. Circle what the LORD says he will do as part of His covenant with the house of Israel.

BRIT CHADASHAH (New Testament) Acts 2:1-5 (NKJV)

When we go to the book of Acts, we find devout men in Jerusalem had been counting since the day after Jesus had risen from the dead.



What were they counting?

They were counting
the 50 days
until Shavuot.

Would something super special happen on the 50th day?

1. Do you know what they were waiting for? Write your answer here.

HINT!



BRIT CHADASHAH (New Testament) Acts 2:1-5 (NKJV)

When the Day of Pentecost had fully come, they were all with one accord in one place. ² And suddenly there came a sound from heaven, as of a rushing mighty wind, and it filled the whole house where they were sitting. ³ Then there appeared to them divided tongues, as of fire, and *one* sat upon each of them.

⁴ And they were all filled with the Holy Spirit and began to speak with other tongues, as the Spirit gave them utterance.

1. Circle who they were filled with.



BRIT CHADASHAH (New Testament) Acts 2:38, 41 (NKJV)

³⁸ Then Peter said to them, "Repent, and let every one of you be baptized in the name of Jesus Christ (Yeshua Messiah) for the remission of sins; and you shall receive the gift of the Holy Spirit.

⁴¹ Then those who gladly received his word were baptized; and that day about three thousand souls were added *to them*.



1. Have you repented from your sins and been baptized?

YES or NO

Hebrews 8:10 (NKJV)

For this *is* the covenant that I will make with the house of Israel after those days, says the LORD: I will put My laws in their mind and write them on their hearts; and I will be their God, and they shall be My people.

God's Holy Spirit

is like a fire
that burns out
our sinful thoughts.



God's Holy Spirit

writes His laws on our
mind and heart.

When we believe and obey,
we are God's own special people.

1 Peter 2:9 (NKJV)

⁹ But you *are* a chosen generation, a royal priesthood, a holy nation,
His own special people, that you may proclaim the praises of Him
who called you out of darkness into His marvelous light;

Happy Shavuot!

Barook (Blessing) May Elohim bless you with creativity and to love as He loves.

(Teacher note: You can bless the students at the end of the class with this blessing as a whole group)

Games and Activities Teacher Instructions

For each of the lessons one of the games has been suggested to re-enforce the theme of the lesson. We have used the following games in a variety of ways. You can use the game suggested or choose another which fits your students and your time frame.

A list of general games that can be used for any/all lessons is included on pages 167-176.

COUNTING THE OMER

When this portion is usually read we are "Counting the Omer." This is the traditional countdown between First Fruit and Shavuot. We practice with the students and count the days as well as say the prayer and Psalm 67. The teacher instructions are on page 177 and the student activity page is on page 179.

1. Speak aloud the blessing.
2. Read Psalm 67 aloud.
3. Have the students draw hearts to count the days that have already passed adding one for this day.

TIC TACK TOE

1. Compile a list of questions covering information you that the children have learned in the lesson.
2. Organize teams. If you have a large number of children, you can have several Tic Tack Toe grids being played at once. If possible keep the teams small in number - 3 to 4 children on a team gives each one more opportunity to answer a question and choose a box to put their X or O in.
3. Have large Tic Tack Toe grids on the board or large paper at front of room.
4. Alternate questions by team.
5. If correct answer is given the child answering puts an X or an O in the box they choose until one team has 3 of the same letter in a row and wins.

EL SHADDADAI MINISTRIES

General Games and Activities Teacher Instructions

For each of the lessons one of the games has been suggested to re-enforce the theme of the lesson. We have used the following games in a variety of ways. You can use the game suggested or choose another which fits your students and your time frame.

A list of general games that can be used for any/all lessons is included at the end of this volume.

10 "Words"/Commandment Games

There are (4) "10 Words/Commandment" games each focused on emphasis the Letter, Name, Number or Commandment.

1. Trace and say page which can also be cut up and used as a scramble and match game.
2. The Commandment game has the students choose the correct letter and put it into the space that matches the commandment and name.
3. On the third page, they choose and write or paste in the name of the letter into the space corresponding to the letter and Commandment.
4. They write in or paste the correct commandment which matches the Hebrew letter.

Games and Activity suggestions (To be used with any/all lessons)

These suggestions are games which are noted in the lesson plans. You can use them as suggested or change them up to fit you, your students and your time frame. The directions are included in each game.

Tic Tack Toe is an easy to do game which reviews the lesson just taught. You will need to create the questions for the game from the lesson. This can be used either at the end of the lesson as a review or the beginning of the next lesson to remind the students of what they have learned.

Ring Toss (or ball in the basket) is fun for students and gets them moving. You will need either rings or a ball and basket for the game. You will also need to create the questions based on the lesson you are reviewing.

Each one write one is a game that works well with the older students. The students write the questions with this one and then the opposing team tries to answer them. This takes a bit of time and you may have to be ready to give some starting suggestions. You could have them make up the questions at the end of a class as a review and play the game as a start for the next class.

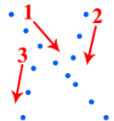
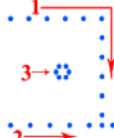
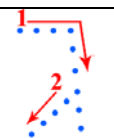
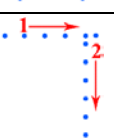
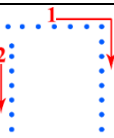

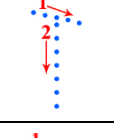

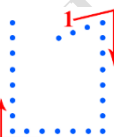
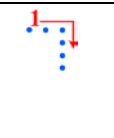
Scavenger Hunt is fun for all. You will need to have questions written in large letters on paper which are taped on the walls around the room and then answers on separate pieces of paper for the teams to match to the questions.

Build Bob is a game that is used to review several lessons at a time. You create the questions and the teams. You will need to have a chalkboard and chalk or large paper and marker which is posted so all can see.

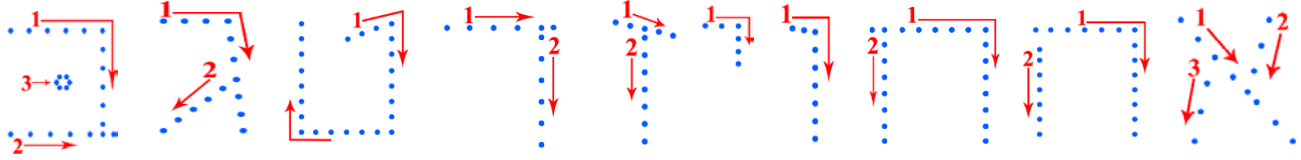
Skits, this can be done with any of the lessons and the students love to act out the stories. This helps keep them active and engaged. Creating and performing the scenes allows the students to teach each other and can replace the story portion or just sections of the lesson to get students up and moving. Make sure that all students are involved in some aspect during the lesson.

Aleph-Bet and 10 “Words” Commandments

Trace each Hebrew letter and Say Letter, Number and Commandment.

Letter	Name	Number	Commandment
	Aleph	1	I AM the Lord your God
	Bet	2	You shall have no other gods before ME
	Gimmel	3	You shall not take the name of the Lord your God in vain
	Dalet	4	Remember the Sabbath Day and keep it holy
	Hey	5	Honor your father and mother
	Vav	6	You shall not murder
	Zayin	7	You shall not commit adultery
	Chet	8	You shall not steal
	Tet	9	You shall not bear false witness
	Yood	10	You shall not covet

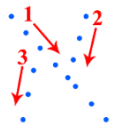
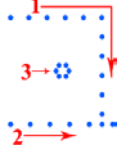
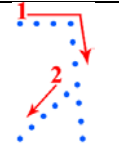
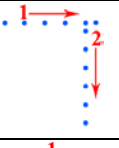
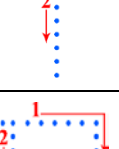
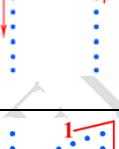
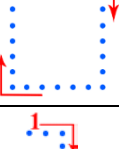

10 "Words" Commandments - Write Letter for Commandment.



Letter	Name	Number	Commandment
	Aleph	1	I AM the Lord your God
	Bet	2	You shall have no other gods before ME
	Gimmel	3	You shall not take the name of the Lord your God in vain
	Dalet	4	Remember the Sabbath Day and keep it holy
	Hey	5	Honor your father and mother
	Vav	6	You shall not murder
	Zayin	7	You shall not commit adultery
	Chet	8	You shall not steal
	Tet	9	You shall not bear false witness
	Yood	10	You shall not covet

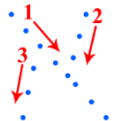
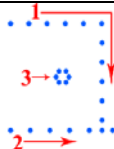
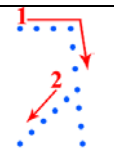

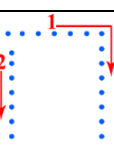

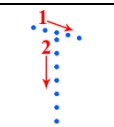
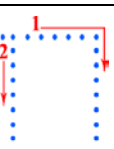
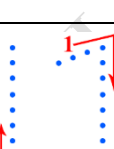
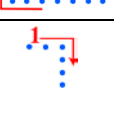
10 "Words" Commandments

Write the correct Name of the Hebrew letter for Commandment.

Chet	Hey	Tet	Vav	Gimmel	Zayin	Bet	Yood	Aleph	Dalet
Letter	Name	Number	Commandment						
		1	I AM the Lord your God						
		2	You shall have no other gods before ME						
		3	You shall not take the name of the Lord your God in vain						
		4	Remember the Sabbath Day and keep it holy						
		5	Honor your father and mother						
		6	You shall not murder						
		7	You shall not commit adultery						
		8	You shall not steal						
		9	You shall not bear false witness						
		10	You shall not covet						

10 "Words" Commandments

10 "Words" Commandments – Write the Commandment for Each Letter

Letter	Name	Number	Commandment
	Aleph	1	
	Bet	2	
	Gimmel	3	
	Dalet	4	
	Hey	5	
	Vav	6	
	Zayin	7	
	Chet	8	
	Tet	9	
	Yood	10	

Answer Key for Commandments

Note:

You use as a writing activity

or

cut into separate strips and use
as a match game or paste activity

I AM the Lord your God

You shall have no other gods before ME

You shall not take the name of the Lord your God in vain

Remember the Sabbath Day and keep it holy

Honor your father and mother

You shall not murder

You shall not commit adultery

You shall not steal

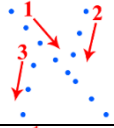
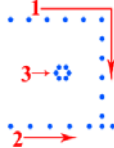
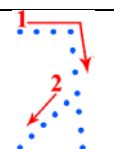
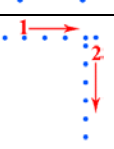
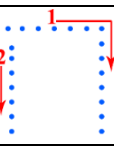

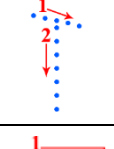

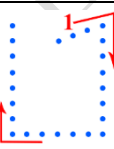
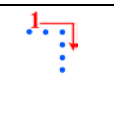
You shall not bear false witness

You shall not covet

EL SHADDADAI MINISTRIES

10 "Words" Commandments – Scramble Game

(Cut into separate squares and allow students to assembly one commandment at a time.
Student can ring bell or all stand up when they have a commandment matched up)

Letter	Name	Number	Commandment
	Aleph	1	I AM the Lord your God
	Bet	2	You shall have no other gods before ME
	Gimmel	3	You shall not take the name of the Lord your God in vain
	Dalet	4	Remember the Sabbath Day and keep it holy
	Hey	5	Honor your father and mother
	Vav	6	You shall not murder
	Zayin	7	You shall not commit adultery
	Chet	8	You shall not steal
	Tet	9	You shall not bear false witness
	Yood	10	You shall not covet

EL SHADDADAI MINISTRIES

GAMES AND ACTIVITIY SUGGESTIONS

It is important to keep the children involved in the lessons. God's Word is not a lecture, it is alive and vibrant – full of action and love. It is the goal of this curriculum to pass on a love and a desire to keep coming back for more of God's Word. It is with this goal in mind that we encourage you to use games, skits, songs, flagging and in general have fun. The more involved in the lessons, the more they will learn, and learn to love the Word!

The following are generic games that can be adapted to any of these lessons. Please Feel free to add to these suggestions and make them your own.

TIC TACK TOE

1. Compile a list of questions covering information you that the children have learned in the lesson.
2. Organize teams. If you have a large number of children, you can have several Tic Tack Toe grids being played at once. If possible keep the teams small in number - 3 to 4 children on a team gives each one more opportunity to answer a question and choose a box to put their X or O in.
3. Have large Tic Tack Toe grids on the board or large paper at front of room.
4. Alternate questions by team.
5. If correct answer is given the child answering puts an X or an O in the box they choose until one team has 3 of the same letter in a row and wins.

RING TOSS (OR BALL IN THE BUCKET)

****For this game you will need any of the following materials:

Plastic rings to toss around bottles or pegs or cones.

If you can't find plastic rings, you could use light-weight foam balls and throw them in a bucket or a box. Compile a list of questions from the lesson.

1. Choose teams
2. Kids take turns tossing the ring or the ball. If the toss is successful, they get to answer a question. Younger children should stand closer to the target.
3. The first team to answer 5 questions correctly wins. (Keep track of correct answer by marking lines on the board or on large paper.)

EACH ONE WRITE ONE

1. Form teams.
2. Have each team member write a question about the lesson on a 3x5 card or piece of paper. (Older children can assist younger children on their team who may need help with this.)
3. Pass all the questions in. The teacher reads one team's questions to the other team – one member at a time answers the question.
4. 1,000 points is awarded for each correct answer.
5. The first team to have 10,000 points wins!

SCAVENGER HUNT

1. Divide into small teams – 2 to 3 children per team. Give each team a name or number.
2. Around the room, have answers to questions written out on 8 1/2 by 11 paper. Use large print that is easy to read.
3. Tape the questions around the room on the walls or on chair backs, etc.
4. Write out the answers on 8 1/2 x 11 paper and hand them out. No one can look at the questions or answers until you say, "Go"! (Be sure the team numbers or names are written on the back of the answers.)
5. Each team captain has tape.
6. As soon as the team finds the correct answer(s) to the question(s) they have, they tape it under the question.
7. The first team to have the largest number of matching questions and answers wins.

BUILD BOB

1. Have a list of questions from the current or the past several lessons.
2. Divide the class into even teams.
3. Ask alternating teams a question. The teams can discuss the answer if they need to. For each correct answer, the team gets to draw a "body part" on the board. The "drawings" consist of stick figures with a round head.
4. There are 6 body parts to be a complete "Bob" – the head, the body, two arms and two legs – If you want the game to go longer, hands and feet can be added. The first team to build Bob wins.

SKITS

It is always fun to have kids "act out" a part of the day's teaching that has a lot of action in it. "Props" for skits can be purchased at garage sales, 2nd hand stores or friends who may be cleaning out their childrens' closets. Items like stuffed animals, robes, crowns, walking sticks, etc. are fun to have on hand.

You can read the part of the story as the children act it out – OR - you can write a simple dialogue that the children can read and act out.

Teacher Instructions for Counting the Omer

The first day you will want to explain and introduce this activity. Here is some information you can share with your students so that they understand what and why they are doing this activity. We are counting down to the day of Pentecost. For the Jewish people, it is the celebration of receiving Torah (God's instructions.) For Christians Pentecost is the day that the Disciples received the Holy Spirit and we now celebrate the Word and the Holy Spirit.

What is the Omer?

1. The Omer is a 50 day count from First Fruits to Pentecost. (Shavuot) (Lev. 23:15, 16)
2. There was no set date for First Fruits like there is for Passover only that it is on the first Sunday after the first day of Unleavened Bread.
3. Pentecost or Shavuot also does not have a specifically set date. That is why the Omer was needed to number the correct amount of days between First Fruits and Pentecost.

Directions for using the counting the omer worksheet in class.

1. Start by having the students draw or paste hearts in the boxes up to the current number of days. Ask them "what day of the omer is today?" (to save time you may draw all but the current day.)
2. Have them draw their heart on that day.
3. Speak aloud the Blessing provided on the worksheet.
4. Read Psalm 67 together aloud.
5. Thank God for salvation in Yeshua (Jesus) and the Gift of the Holy Spirit!



EL SHADDADAI MINISTRIES

BRIT CHADASHAH: Acts 2:1-4,6, 8

When the Day of Pentecost (Shavuot) had fully come, they were all with one accord in one place. ² And suddenly there came a sound from heaven, as of a rushing mighty wind, and it filled the whole house where they were sitting.

³ Then there appeared to them divided tongues, as of fire, and *one* sat upon each of them.


⁴ And they were all filled with the Holy Spirit and began to speak with other tongues, as the Spirit gave them utterance.

⁶ And when this sound occurred, the multitude came together, and were confused, because everyone heard them speak in his own language.

⁸ And how *is it that* we hear, each in our own language in which we were born?



"Weeks" Shavuot
"50" Pentecost



TORAH: Leviticus 23:15-16 (NKJV)

¹⁵ 'And you shall count for yourselves from the day after the Sabbath, from the day that you brought the sheaf of the wave offering: seven Sabbaths shall be completed.

¹⁶ Count fifty days to the day after the seventh Sabbath; then you shall offer a new grain offering



What is the Omer? The Omer is a 50-day count from First Fruits to Pentecost (Shavuot). (Lev. 23:15, 16) There was no set date for First Fruits like there is for Passover only that it is on the first Sunday after the first day of Unleavened Bread. Pentecost or Shavuot also does not have a specifically set date. That is why the Omer was needed to number the correct amount of days between First Fruits and Pentecost.

How to count the Omer?

The Omer is counted every evening after nightfall. Before counting though, we stand and say the following blessing. **Speak Aloud the Blessing and Psalm 67 with God's Family and your friends.**

"Blessed are You, LORD our God, King of the Universe who has sanctified us with His commandments and commanded us concerning the counting of the Omer." Today is the _____ day of the Omer."

Blessed are You, O Lord our God, King of the universe, who has sanctified us by Your commandments and commanded us to be a light unto Your nations and has given us Yeshua our Messiah, the light of the world.

Psalm 67: May God be merciful to us, and ble^ss us, and cause His face to shine on us. Selah.

So that Your way may be known on earth, Your salvation among all nations. Let the nations praise You, O God; let all the nations thank You. O let the nations be glad and sing for joy; for You shall judge the peoples righteously and govern the nations on earth. Selah. Let the nations give thanks to You, O God; let all the nations praise You. The earth shall yield its increase; and God, our own God, shall bless us. God shall bless us; and all the ends of the earth shall fear Him. (Thank Yeshua for the forgiveness of your sins.)

EL SHADDADAI MINISTRIES