

Deuteronomy

Enduring Instructions to the Conquering Generation



Weekly Foundational Bible Lessons in:

Torah (God's Teachings / Law)

Haftarah (Prophets & Writings)

Brit Chadashah (New Testament)

With Hebrew!

EL SHADDADAI MINISTRIES

We would like to give special acknowledgement and heartfelt thanks to the following people whose diligent work of love helped make this curriculum possible.

Thank you

First and foremost we want to give our heartfelt appreciation to Pastor Mark Biltz, El Shaddai Ministries, for the breath taking and eye opening teachings we receive from him weekly. The inspiration of his teachings, made this curriculum possible.

Rachel Maxwell for using her amazing skills to find pictures and graphics.

Kyrsten with her special talent to provide Hebrew lettering.

All the musicians, singers, flag team and dance team members who gave their time and taught new dimensions of understanding that were so helpful in our times of Praise.

Created by:

Sherry Lush, Karen L. Cowen, Debora Sikes

Copyright © 2016 Sherry Lush, Karen L. Cowen, Debora Sikes All rights reserved.

Scripture references used in this volume are from the following:

The New King James Copyright © 1982 by Thomas Nelson.

Holy Bible, New International Version®, NIV® Copyright ©1973, 1978, 1984, 2011 by Biblica, Inc.®

The Holy Bible, English Standard Version. ESV® Permanent Text Edition® (2016). Copyright © 2001 by Crossway Bibles, a publishing ministry of Good News Publishers.

The Names of God Bible (without notes) © 2011 by Baker Publishing Group.

Complete Jewish Bible (CJB) Copyright © 1998 by David H. Stern.

EL SHADDADAI MINISTRIES

Table of Contents

How This Curriculum is Designed	3
Information for Teaching and Learning Hebrew.....	8
A Little More About Hebrew	9
Teacher's Instructions for the Praise Page	11
Chapter 1 Devarim	15
Chapter 2 Va'etchanan	31
Chapter 3 Ekev	43
Chapter 4 Re'eh	55
Chapter 5 Shoftim	67
Chapter 6 Ki Tetze	79
Chapter 7 Ki Tavo	91
Chapter 8 Nitzavim	109
Chapter 9 Vayelech	123
Chapter 10 Ha'azinu	135
Chapter 11 Vezot Ha Bracha	147
Chapter 12 Rosh Hashana	161
Chapter 13 Yom Kippur	169
Chapter 14 Sukkot	181
<u>APPENDIX: Games and Activities</u>	
Game and Activity Teacher Instructions.....	193
Aleph Bet 10 Words (Commandments) Games	197
10 Words (commandments) Scramble Game	203
13 Attributes of God Games	205
13 Attributes Scramble Match Game	209

EL SHADDADAI MINISTRIES

How This Curriculum is Designed

Vision of this Curriculum

To encapsulate and condense prominent points of each week's **Torah Portion (God's Teaching/Law), **Haftarah (Prophets and Writings)** and **Brit Chadashah (New Testament)** so they can be read and understood in just a few minutes by the young and young at heart

**To help each reader incorporate the Word they are reading into their lives

**To help each reader see how the Bible is connected from cover to cover - It is not two separate books.

**To introduce Hebrew words and understandings into each lesson and build Hebrew vocabulary.

Mission Statement

Our prayer is that the readers of this curriculum will be active participants in the process of relating the Word of God to their own lives. To assist in this process, questions are peppered throughout the "Story" to encourage all to apply and personalize the Word. With the help of the Holy Spirit, we hope each reader will be encouraged that they can read, understand and see how the Bible relates to their lives. With this purpose in mind, the Biblical text is used on the Work Pages.

Hebrew words and definitions are included in the lessons along with Hebrew writing practice to expand Hebrew vocabulary. In keeping the original language of the Bible in mind, hopefully, the Word will be seen through the Israeli-centric, Middle Eastern culture in which it was written. It is a thoroughly Jewish book.

The ultimate goal of this curriculum is to keep all involved, discovering the wonders of His Word, and that His Word will create a thirst in each one both to love Him and to walk in His ways!

Teacher's Lesson Flow Pages

You will notice that the various components making up the Teachers' Lesson Flow pages are laid out in a circle. We've adopted this circular way of teaching and thinking as it is the biblical way of teaching and thinking. In Greek thinking, time is laid out like a straight line, and events are checked off as they happen, as though they are finished and will never happen again.

But the biblical way of thinking about time is depicted in **Isaiah 46:9 and 10** where it states:

*"Remember the former things of old, for I am God, and there is no other;
I am God, and there is none like Me, declaring the end from the beginning,
and from ancient times things that are not yet done;
saying, My counsel shall stand, and I will do all my pleasure;"*

The Lord declaring in Isaiah that to understand the end, it is necessary to go back to the beginning! Time is not a flat line, but rather circular in nature. Events are connected like the minutes on a clock that begin at 12:00, then second by second, or event by event during the hour, the long clock hand circles back to the beginning point at the same time moving forward one hour – each second and event connected to the previous one.

*"As Yeshua (Jesus) said, "But as the days of Noah were, so shall also
the coming of the Son of Man be." Matthew 24:37*

Again, we see this concept of going back to what was – in the days of Noah, - to see what will be in the future – at the Lord's return! The circular relation of time and events is portrayed.

It was with this concept in mind that the **Teacher's Lesson Flow** Pages were designed.

1. We begin with **Praise to our God** on the **Praise Page** as the Word says:
"Enter His gates with thanksgiving, and into His courts with praise. Be thankful to Him, and bless His name." Psalm 100.
 - A. During this year, the students will learn **7 Hebrew Praise Words** and their meanings and significance. We begin in Genesis with the Hebrew word "Hallel". If you take the Hebrew letters of the word "Hallel" individually, they mean "Behold! the tongue, the tongue is made for praise." To practice praising the LORD, we have the children speak out their praise and provide a space where the children can write their praise.
 - B. We read and briefly discuss one of the **Fruit of the Spirit** using the definition provided. That specific Fruit of the Spirit can be included as it comes up in discussion regarding the lesson and as it applies to the lives of the children. To help the children apply the Fruit of the Spirit we ask questions and discuss how they will use this at home, school, during play time and with their family this week. Another way to approach learning the Fruit of Spirit is to ask how it feels or what happens when you don't have this Fruit of the Spirit functioning in your life.

- C. Then the **Life Verse** is read and a song or a game can be used to practice the verse 2 or 3 times. Use any familiar “nursery rhyme song tunes” inserting the words to the Bible verse. You can also write the words of the verse on the board, have the children say all the words, then erase 1 to 3 words each time they say it, until all the words are gone and they can still say the verse.
2. We then move on to a **Hebrew writing lesson**. More thorough directions are given regarding these lessons on the Teacher’s Special Instructions pages prior to each lesson.
3. **The Story**: At this point the story is read. The story is a compilation of the **Torah portion (God’s Teachings / Law)**, the **Haftarah (Prophets and Writings)** and the **Brit Chadashah (New Testament)** which are woven together in story form. Seeing how the three areas of Scripture are connected is always exciting. It takes approximately 5 minutes to read the story. You can use great flexibility in the reading of the story. You can stop at any point and discuss what the story is about, asking questions like:

*Are the people in the story doing what God has said to do?

*What are possible consequences for the actions of the people? Etc.

The questions are endless and help keep the kids drawn into the story. You may want to have them act out a scene, or maybe they could do a pantomime as the story is being read.

Give the children words to listen for as the story is read, and when they hear these word, they should STAND! Children’s bodies are made to move. Physical involvement is a good thing. With physical involvement they can also practice self-control by following directions and only doing as they have been directed. Be sure to commend those following the directions given. For instance, the team following direction gets extra points on the board or extra turn or ??? You can be creative with this!

Be as creative as you would like while keeping the children involved with the story and the characters in the stories. You will note that the script also has questions woven into the story as concepts unfold.

4. Lesson Pages

- A. When you get to the quoted Scriptures in the Children's Lesson Pages, it is always important to compare the Word with the answers that were given during the story time. Of course, making any clarifications in a positive way. Only the Word contains the truth, and our great desire is to train the children **to always go to God's Word for the truth**, regardless of how good an answer may sound or who may have given the answer.
- B. Moving into the **Children's Work Pages**, we begin with the **Torah Portion (God's Teachings / Law)**. The main points covered in the lesson are listed
- C. Following the Torah portion and connected to it is the **Haftarah (Prophets and Writings)**. The connecting points are listed that will be addressed.
- D. The teaching concludes with the **Brit Chadashah (New Testament)**. Again, the main points to be covered are listed, and connect with the Torah portion and Haftarah portion.

Covering these three portions of Scripture shows us the *interaction of the Most High God with people* – His love, care, involvement, His correction and blessings are all woven into these stories. And they show how with unique similarities, the Word of God is amazingly woven together. We see the Old Testament and the New Testament are all one book with one message from cover to cover. It is exciting to "connect the dots" and to discover that our God does not change; He is the same yesterday, today and forever!

Games/Activities

It is important to keep the children involved in the lessons. *God's Word is not a lecture, it is alive and vibrant – full of action and mystery, battles, angels, victories, losses and love – bursting with true accounts of God interacting with people!* We want to teach this amazing Word with great excitement and enthusiasm. With this in mind, games and activities are included with each lesson both for fun and to re-enforce concepts presented. You will find general games that can be played with any lesson on pages 255-256.

It is the goal of this curriculum to pass on a love for God's Word and with the help of the Holy Spirit to create a desire in each child to keep coming back for more. With this goal in mind, we encourage you to weave games, skits, songs, flagging and various other activities into your lessons. In other words, HAVE FUN!

The more involvement the children have in the lessons, the more they will learn and love the Word!

Why We Include Hebrew

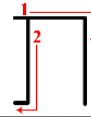


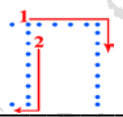
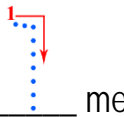
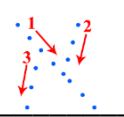
Moses used Hebrew to write the first five books of the Bible. The prophets

wrote their revelations from God in Hebrew! Hebrew is the original language of the Bible! If you want the purest meaning of a text, it is always best to read a book in the original language as every translation, regardless of how carefully it is done, will vary somewhat from the original. Why is that the case? Because words and cultures in which they are spoken will carry meaning that simply cannot be adequately conveyed in another language. In this curriculum, we go back to Hebrew to look at some of the Hebrew names of God and some of the original words used in the stories to give depth of understanding and shed light on the original words and meanings.

Hebrew helps us understand the Bible from the Hebraic, Middle Eastern perspectives and Jewish culture in which it was written. Without this understanding, we can veer off and assign understandings that were not intended. Certainly, God's Word endures to every generation and is for all people, and at the same time, it is a thoroughly Jewish book and needs to be understood through this lense. When we attempt to understand this Book through a Western/Greek mindset, problems can arise. Hebrew helps steer us in the direction of the original intention.

*Every letter in Hebrew is **alive** and **loaded with meanings**!* Unlike English, Hebrew letters not only make a sound, but they represent various "pictures"!

Each letter represents several pictures, and even one, 3 letter word can relate a story or concept. Let me give you an example.

The Hebrew word for **SIGN** is Tav  Vav  Aleph 
 means God  means nail  means cross or covenant

when you combine the meanings of each of these letters, you see the **SIGN** would be **God nailed to the cross!!** Isn't that incredible?! The good news in one three letter Hebrew word!

English translations of the Bible quote Jesus (Yeshua) as saying, I am the Alpha and the Omega..... Alpha and Omega represent the Greek translation and refer to the first and last letters in the Hebrew alphabet.

But in Hebrew, the letters Alpha and Omega would be Aleph and Tav!

Aleph and Tav are the first and last letters of the Hebrew alphabet.

Yeshua is saying – *I am the living Word* – every letter of the Hebrew aleph-bet *comes alive in Him*. Every word consisting of the Hebrew alphabet from the Aleph to the Tav *is about Him – The Word that is alive!* (John1:1, 1:14)

Your enthusiasm for learning this language will rub off on the children you teach. You will be encouraged and love seeing their joy in learning the language of the Bible.

God bless you as you teach the next generation of God's children.

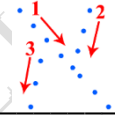
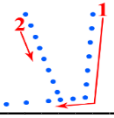
Welcome to this marvelous adventure!

Information for Teaching and Learning Hebrew

When you begin the adventure of learning Hebrew, it is important to realize that Hebrew is rich, dynamic and alive with meaning. The Hebrew Aleph-bet differs greatly from the English alpha-bet. In English, every letter represents a sound or possibly even two or three sounds. In English, letters only represent sounds. In English, there are consonants and vowels.

As in English, every letter of the Hebrew Aleph-bet makes a sound. The sound it makes is the first sound of its name. There are a few letters that can make two sounds. The sound changes of these letters will be the result of a "dot" located within or on top of the letter. However, in Hebrew there are no vowels. A system of vowel points is used to indicate the vowel sound that may accompany any letter.

Out of the 22 letter Hebrew Aleph-bet, there are 2 silent letters:

aleph  and ayin . These letters' sounds will vary according to the vowel points as used in individual words. As single letters though, they make no sound.

This curriculum does not address vowel points, but the word will be transliterated in the margin for your convenience. The transliteration will be the English pronunciation of the Hebrew word.

Every Hebrew letter also has a numerical value. You will find the list of the letters and their numerical value in Appendix A page 236-240 and will be applied to specific lessons.

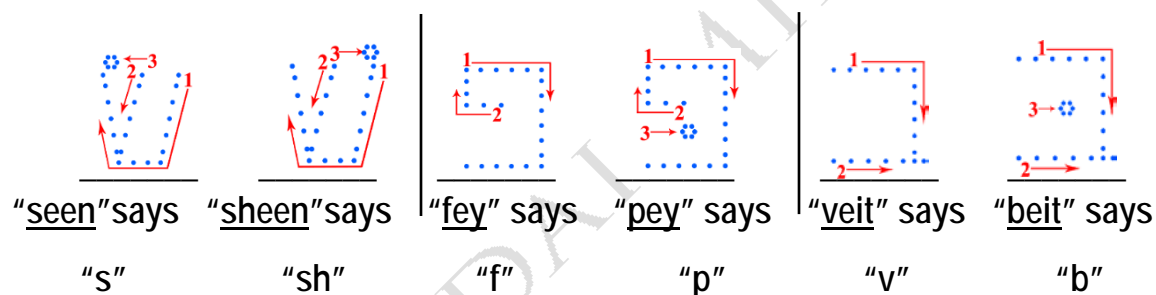
Every Hebrew letter has a variety of pictures and meanings that it can represent. A three letter word can have a specific meaning and have a sentence to a paragraph in additional meaning within the three letters. This will be demonstrated throughout this curriculum. Basic picture meanings are listed on page 236-240.

If the Hebrew writing pages are used consistently, a recognition of the words used from week to week will occur. The children begin to recognize them quite quickly.

A Little More About Hebrew

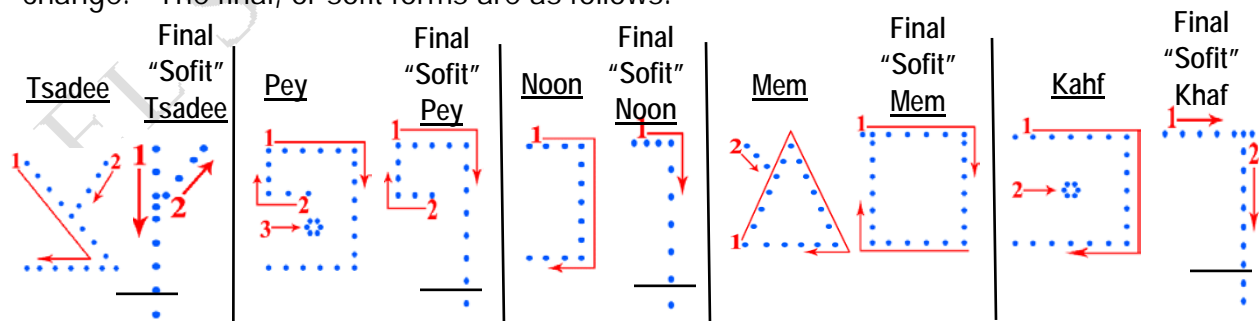
It is good to be aware that there are a few letters in Hebrew that look very similar, but they make different sounds. So recognizing the minor differences is very important.

The following are letters that have sound changes because of a "dot":



You can see that the above letters change sounds according to the position of the dot in or above the letter.

There are no "capital" letters in Hebrew, but five letters have a different "Final Form" referred to as the Sofit form. This means they are the last letter in a word, their form will change. The final, or sofit forms are as follows:



Knowing the “dots” change the sound a letter makes and recognizing the final forms of the above letters is a big step in beginning to understand Hebrew.

For beginners in Hebrew we teach the Hebrew letter, it’s corresponding number and the matching commandment. The following pages show the connections. You can practice these in a number of ways.

1. Practice saying the letters and numbers out loud.
 - a. Boys say the Hebrew letter name and girls say the corresponding number.
 - b. Together, they say the commandment that goes with the number and letter.
2. Sing the 10 Commandment Song
3. Cut the separate components of the “10 Word” page into its separate components: letters, numbers and commandments. Mix all the above parts and have contests with teams or with individuals. The first ones to arrange the parts correctly, win.
3. Fill in the missing names on the “10 Word” page.
4. Practice all the letters on the Aleph-Bet Activity Page and learn the sound and numerical value of each letter. Be sure to practice the sound each letter makes.

Welcome to this wonderful world of getting to know the holy language!

Teacher's Instructions for the Praise Page

Beginning the teaching time with praise helps set the mood for the entire session. During this time we want to help the students develop an attitude of praise to the Lord at all times. As David said, "I will bless the LORD at all times; His praise shall continually be in my mouth." (Psalm 34:1) Encouraging the students to actively participate in this praise is an important role of the teacher. Praise can be quiet, while you are seated, and praise can occur all during the day while you are up and busy physically. Praise can happen in groups, and it can flow forth from you during the day when you are by yourself. Psalms 51:15 states, "And my mouth shall show forth Your praise." We are told of groups praising the LORD in II Chronicles 23:5, "...4,000 praised the Lord with musical instruments..."

Praise lifts our focus to the Lord and reminds us of His greatness and faithfulness to us. Even when we are having a "bad" day, praise lifts our spirits and our hope, for when we are praising God, our attention goes from our circumstances to the God of all hope who is loving and kind and whose mercy endures forever. Let's help our students develop an outlook that embraces and expresses praise for our awesome God!

Following are suggestions to encourage the students to become involved in their praise for the Lord:

1. Practice praising the Lord, yourself. When the teacher practices the habit of praising the Lord, the teaching becomes genuine!
2. Have the students stand or walk or raise their hands, etc. as you begin the lesson on praise. It is good to have organized ways for the students to move in class. Bodies are created to move, and moving helps the students pay attention as well as learn ways of expressing praise to the Lord. Praise can be quiet, or it can be buoyant in dance, flagging, singing, clapping or raising hands to the Lord.
3. A "rule" that will bring success to both teacher and students is: If you have talked for 30 seconds, you have talked too long! After 30 seconds of listening to someone talk, the students will begin to lose focus and their minds will wander. Keep talking time by the teacher crisp and focused by using as few words as possible.
4. Watch your students' eyes! If you have lost eye contact, you have lost them.

5. Help keep the students involved by giving them physical actions to use with the words of praise, or by bringing in musical instruments or flags to supplement the praise times. This is a great time to incorporate music as a way of praise, so come ready to sing. If you don't sing, you can ask someone who does to come and help, or you can always use CD's for your music.

6. As you teach, develop the skill of keeping the attention of your students by asking questions that keep the students involved in the learning process. As students articulate answers to your questions, learning is occurring! Their answers will also tell you if they are understanding the lesson. If you hear confusion, this is the perfect time to re-teach and clarify.

The following are *examples of questions* that help keep students involved during the Praise time:

1. Teacher: Is God good?
Students reply: YES!
2. Teacher: Even when things aren't going your way, is God good?
(This question could branch into an interesting discussion.)
Students reply: YES! – God is always good!!
3. Teacher: So we can praise God all the time?
Students: YES!
4. Do you know someone in the Bible who praised God all the time?
(If they don't know, teach them a QUICK (1minute or less) story about David, and remind them that David praised the Lord all the time. In fact, he said, "I will bless the Lord at all times, His praise shall continually be in my mouth!"
5. Teacher: Let's practice thanking God by saying this week's fruit of the Spirit definition together.
6. Teacher: An example of helping the students understand the fruit of the Spirit is as follows: When doing "Peace" as the fruit of the Spirit, you could bring in pictures of a green meadow or a quiet stream, etc. and discuss with the students how these images help us understand the peace of the Holy Spirit. You can always be creative in introducing and teaching these topics.

7. At this point, you can have the students sit down and write a way that God has blessed them during the week or on that day.

You are on your way now. May the Lord bless you and inspire you as you Praise Him and teach the next generation of His children the beauty of praising our Lord!

The following are a few verses to inspire praise:

Ps. 139:14 I will praise you for I am fearfully and wonderfully made.

Ps. 149:3 Let them praise His name with dance; let them sing praises to Him with timbrel and harp.

II Chr. 7:6b His mercy endures forever!

Ps. 7:17 I will praise the Lord according to His righteousness.

Ps. 138:2 And praise Your name for Your lovingkindness and truth.

Ps. 118:21 I will praise you for You have answered me, and have become my salvation.

Ps. 118:28 You are my God and I will praise You; You are my God, I will exalt You.

II Chr. 20:19 The Korahites stood up to praise the Lord God of Israel with voices loud and high...

Ps. 42:4b I went with them to the house of God with the voice of joy and praise with a multitude that kept a pilgrim feast.

Ps. 74 21 Let the poor and the needy praise Your name.

Ps. 117:1 Praise the Lord, all you Gentiles! Laud Him, all you peoples!

EL SHADDADAI MINISTRIES

Teacher's Lesson Flow:

Words (Devarim) דברים Deuteronomy 1:1-3:22 ~ Isaiah 1:1-27 ~ Acts 1-2

Life Verse Practice: John 15:10 (NKJV)

¹⁰ If you keep My commandments, you will abide in My love,
just as I have kept My Father's commandments and abide in His love.

Abide = submit to, live, remain, continue with, wait for

5.

Reinforcing the WORD to Build "Banah" lives

- Quickly review Prayer and Praise Words to Thank YHVH God.
- Review Life Verse: John 15:10.
- Review Hebrew letters and vocabulary.
- Do you know YHVH God is a Loving, Caring and Helpful Father to you?
- How do you remember what God says and obey Him?
- What were the consequences of Israel's rebellion?
- How would you tell someone how our amazing God always keeps His Word?

4.

New Testament "B'rit Chadashah"

- God fulfills a promise
-Acts 2:22,24; Luke 1:32;
Acts 2:34-35
- Fulfillment of the Holy Spirit
-Acts 1:8; 2:4, 41
- Promises for the future
-Acts 2:20

YHVH GOD
Keeps
His Promises

1. **Start Here**

PRAISE "Hallel"

- Practice Prayer and Praise Words to the Lord Including the Fruit of the Spirit Definition and Hebrew Praise Word.
- Life Verse Practice
- Hebrew Writing Practice
- Read Story

3.

Prophets/Writings "Haftarah"

- Israel as God's children
-Isaiah 1:2,7
- Consequences of their disobedience -Isaiah 1:15
- Remedy for relationship
-Isaiah 1:16-17
- God's promise of Messiah
-Isaiah 7:14

Children's work pages begin here!

2.

God's Teachings / "Torah"

- God is our Father and His Promise to Abraham, Isaac, Jacob and Israel
-Deuteronomy 1:8, 21
- Consequences of Moses' actions
-Deuteronomy 3:23-27
- Time to go into the Land (Joshua)
-Deuteronomy 3:28

Teacher's Special Instructions

We start with a lesson on the Hebrew language. We will both write and speak Hebrew.

We do this for two reasons:

- 1) All students are at the same level in learning a new language, and they enjoy it.
- 2) It gives the students a chance to learn biblical truths embedded in the original language of the Hebrew Scriptures (Old Testament). Start by pointing out they are used to reading from left to right, but Hebrew reads from right to left. They also will need to write Hebrew from right to left.

New Hebrew words transliterated

Devarim (Words)

SHEMA (Hear and Do)

YHVH (The LORD)

Materials and Vocabulary:

- a. White board, black board or large easel and paper
- b. Markers
- c. Handouts or writing paper for the students
- d. Pens or pencils for the students
- e. The words used on their Hebrew writing pages are all words that are related to each individual lesson. Generally, a Hebrew word is chosen from the lesson and emphasized each week, both to teach character and increase understanding of the concepts being taught. New words will be in the box on the upper right of this page. Various names of God will also be taught in Hebrew.

Preparation:

- a. Choose 2 or 3 Hebrew words from the Hebrew writing page(s). On the board, write the words in English and in the transliterated form given in the left column of the Hebrew writing page(s).
- b. Leave space to write the word in Hebrew.
- c. Explain that the letters they see on the page are written in book print like they might see on a sign, or that they would print themselves.

Procedure:

- a. Demonstrate the writing procedure of two or three Hebrew words on the board. Have the students follow your directions on their work pages. Be sure to point out the special features of each letter.
- b. Then have the students try a few words on their own, or complete the rest of the page. The ability to finish the whole exercise will depend on how much time you have. (2 to 5 minutes time is needed to finish the page.)

Israeli street sign



Games/Activities: Normally games are played after children's work pages are complete.

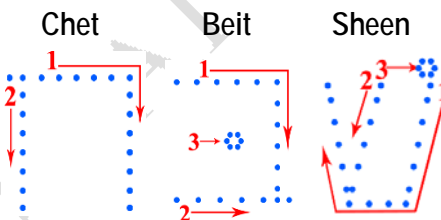

Prayer and Praise Words

(Thank you ...Bless you...)

SELF CONTROL: Thank you, Lord for your gift of **self-control that strengthens me to do what is right and good!**

1. Let's thank God for one thing He has blessed you with this week.
- Whisper a Thank you to the Holy Spirit for giving you self-control that strengthens you to do what is right and good when_____.
- Shout a Thank you to the Holy Spirit for giving you help to show self-control when_____.

PRAISE is a way to **THANK GOD** for **HIS Goodness** to us and others.



Praise word: **Shabach**

EXPRESS to Shout

Shabach means "to shout, to address in loud tone, to command, to triumph"

Psalm 145:4 (NKJV)

One generation shall **praise** Your works to another, and shall declare Your mighty acts.

Life Verse Practice: John 15:10 (NKJV)

¹⁰ If you keep My commandments, you will abide in My love,
just as I have kept My Father's commandments and abide in His love.

Abide = submit to, live, remain, continue with, wait for

Devarim ~ Words ~ דברים

Deuteronomy 1:1-3:22 ~ Isaiah 1:27 ~ Acts 1-2



Have your mom and dad ever reminded you that your behavior matters? Do they remind you that disobedience has bad consequences and obedience has good consequences?

Well, God is our Father. He had a talk with His kids in the wilderness just before they went into the Promised Land. This is what God reminded His kids: He said, I told you to go in and possess the land (Deut.1:8) which I promised to Abraham, Isaac and Jacob and their descendants. And I

multiplied you as the stars of heaven as I promised Abraham I would do. (Deut. 1:10; Gen.16:10). I told you, Don't fear or be discouraged. (1:26) But you rebelled, choosing to believe the scary report about giants in the land that the 10 spies told you. (1:28) And your hearts were discouraged. They did not believe Me even though I said, I will go before you and fight for you, and you know I show you the way to go. For you have seen the cloud by day and the fire by night! (1:33) But you did not obey. Then I was angry, so I said, None of these men will go into the promised land, only Joshua and Caleb who believed Me. (1:34-38) I will give the land to your little ones. (1:39) So, after 38 years all those men had died without going into the promised land just as God had said. (2:16) And God said, Now begin your journey to take the land, (2:24), and I will begin to put My fear on all other nations, and they will fear you. (2:25) He also reminded Moses that because he had disobeyed, he would not go into the Promised Land, and he commanded Moses to encourage and strengthen Joshua. For Joshua would lead the people into the Promised Land just as God had said 38 years earlier. (Deut. 2:26; 3:28; Nu. 27:18,23)



How do you remember what God says and obey Him?

Hundreds of years later, had God's people learned to obey God? Listen to what God said to Isaiah the prophet.

God said, I nourished and brought up children, and they rebelled against Me. So now their country is desolate and their cities are burned and strangers devour their land. (Isa.1:2,7) I will hide my eyes from you and not hear your many prayers. (Isa.1:15) What were the consequences of their rebellion? God told them what He wanted them to do saying, These are the things you need to be doing: Make yourselves clean, put away evil, learn to do good, seek justice, rebuke the oppressor, defend the fatherless and plead for the widow. (Isa. 1:18-20) He wanted His people to do what was right and help those who needed help.



But sadly, the people's disobedience continued, and God cast them out of the land to places all over the world. And just as He said, many – 6,000,000 died just in WWII.

What do we learn from all this about God's Word?

God always keeps His Word for good and for discipline. The book of Acts begins by reminding us of some of the many ways that God has kept His Word.

God told Isaiah He would send a Son – saying, Behold, the virgin shall conceive and bear a Son, and shall call His name Immanuel. (Is. 7:14) And God did send His Son who did miracles. He was crucified, and was raised from the dead. (Acts 2:22-24) God promises and God keeps His Promises. God told us that the Messiah would come from David saying, He will be great, and will be called the Son of the Highest; and the Lord God will give Him the throne of His father David. (Luke 1:32) And that is why David, though he was king, called Yeshua, Lord! Saying, The LORD said to my Lord, Sit at My right hand, Till I make Your enemies Your footstool.

God always keeps His promises. (Ac. 2:34)

Yeshua promised to send the Holy Spirit who would give us power to be His witnesses, (Ac.1:8) and when the day of Pentecost came – sure enough...all the believers in Jerusalem were filled with the Holy Spirit. (Ac.2:4)

And just as on the first Pentecost at Mt. Sinai when 3,000 were killed because of disobedience, (Ex.32:28) on the Pentecost when the Holy Spirit was sent, 3,000 were saved. (Ac.2:41)



God disciplines and God blesses, and God keeps His promises.

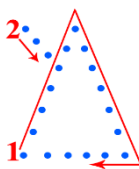


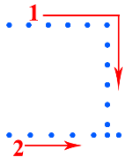
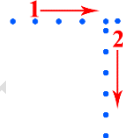
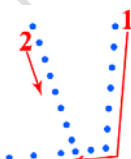
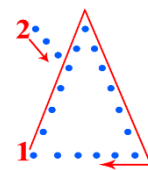
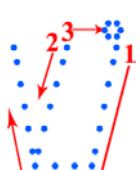
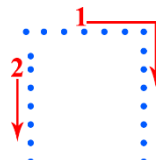

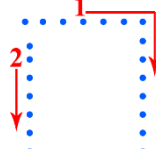

God told Joel the prophet that in the last days, the sun would be turned to darkness and the moon into blood (Ac.2:20). We are seeing the blood moons with our own eyes! God promises and God keeps His promises.



The Hebrew word שמע (shemaah) sheen, mem, ayin, teaches us what we should do. Taking the meanings of the ancient Hebrew word pictures it means: See and understand, to hear and obey is to destroy chaos.

To obey God brings blessings, to disobey God brings discipline. How would you tell someone how our amazing God always keeps His Word?

YHVH GOD loves you and keeps His Promises

Hebrew/English	<div style="display: flex; justify-content: space-between; align-items: center;"> ← Write and read Hebrew from right to left. ← Start here </div>
Devarim (Words)	<div style="display: flex; justify-content: space-around; align-items: flex-end;"> <div style="text-align: center;"> Final Mem  </div> <div style="text-align: center;"> Yood  </div> <div style="text-align: center;"> Reysh  </div> <div style="text-align: center;"> Veit  </div> <div style="text-align: center;"> Dalet  </div> </div>
Practice Writing	
Shema (Hear and Do)	<div style="display: flex; justify-content: space-around; align-items: flex-end;"> <div style="text-align: center;"> Ayin  </div> <div style="text-align: center;"> Mem  </div> <div style="text-align: center;"> Sheen  </div> </div>
Practice Writing	
YHVH (The LORD)	<div style="display: flex; justify-content: space-around; align-items: flex-end;"> <div style="text-align: center;"> Hey  </div> <div style="text-align: center;"> Vav  </div> <div style="text-align: center;"> Hey  </div> <div style="text-align: center;"> Yood  </div> </div>
Practice Writing	



Have your dad or mom ever reminded you
that your disobedience
has bad consequences
and obedience has good consequences?
YES or NO



God is our Father

Do you see the 2 promises
The LORD God made
To Abraham, Isaac, Jacob and
then to Moses, Aaron and the
children of Israel?



TORAH (God's Instructions / Laws) Deuteronomy 1:8 (NKJV)

⁸See, I have set the land before you;

go in and possess the land which the LORD swore to your fathers


—to Abraham, Isaac, and Jacob—to give to them and their descendants after them.

1. What two actions did the LORD ask the children of Israel to do in the scripture?

_____ and _____ the _____ which the LORD swore (promised)
to your fathers - to Abraham, Isaac, and Jacob.

2. Was the land promised to just their generation or did the LORD promise more in
the scripture?

Circle answer Just those alive at the time their descendants after them



Do you remember the story?

Giants and Walls!

Great fruit, Good Land!

ATTITUDE! REACTION! CHOICE!

Who did the children of Israel believe? Trust?

TORAH: (God's Instructions / Laws)

Deuteronomy 1:21-26 (NKJV)

²¹ Look, the LORD your God has set the land before you; go up *and* possess *it*, as the LORD God of your fathers has spoken to you; do not fear or be discouraged.'

²⁶ "Nevertheless you would not go up, but rebelled against the command of the LORD your God;

Can you tell what happened with the 12 spies?

Whose report did the children of Israel believe? Why?

What are the names of the two spies that believed the LORD? _____ and _____

Which report would you choose?



Find the answers in scripture above:

1. What did the LORD GOD ask the children of Israel to do?

Do not _____ or be _____

2. What did the children of Israel choose to do?

_____ against the command of the _____ your _____;

How had the LORD shown His Love, Care and Help to Israel?

TORAH (God's Instructions / Laws) Deuteronomy 1:30-33 (NKJV)

³⁰ The LORD your God, who goes before you, He will fight for you, according to all He did for you in Egypt before your eyes, ³¹ and in the wilderness where you saw how the LORD your God carried you, as a man carries his son, in all the way that you went until you came to this place.' ³² Yet, for all that, you did not believe the LORD your God, ³³ who went in the way before you to search out a place for you to pitch your tents, to show you the way you should go, in the fire by night and in the cloud by day.

Do you remember?

Tell the story of what the LORD God had done in Egypt, at the Red Sea, in the wilderness.

What did the LORD do, How did the LORD provide for Israel?



Every choice has a consequence! Attitudes! Reactions! Response!
Tov or Rah – Good or Bad

TORAH (God's Instructions/Laws) Deuteronomy 1:34-38 (NKJV)

³⁴ "And the LORD heard the sound of your words, and was angry, and took an oath, saying, ³⁵ 'Surely not one of these men of this evil generation shall see that good land of which I swore to give to your fathers, ³⁶ except Caleb the son of Jephunneh; he shall see it, and to him and his children I am giving the land on which he walked, because he wholly followed the LORD.' ³⁷ The LORD was also angry with me for your sakes, saying, 'Even you shall not go in there. ³⁸ Joshua the son of Nun, who stands before you, he shall go in there. Encourage him, for he shall cause Israel to inherit it.

Tell your friend, or class the consequences.

Do you remember the LORD God's response to the children of Israel for choosing to rebel against His command to go in to the land and not to fear and be discouraged?

Was this the first time the children of Israel had chosen to rebel?

Do you remember other times Israel made choices to rebel and disobey?

Because the Israelites rebelled against the LORD and did not want to go into the promised land, because they feared and were discouraged, and because Aaron and Moses rebelled in the wilderness by striking the rock twice,

what were the consequences?

38 Years Later – What happened to the children of Israel? Moses? Joshua?



TORAH (God's Instructions/Laws) Deuteronomy 2:16-18 (NKJV)

¹⁶ "So it was, when all the men of war had finally perished from among the people,
¹⁷ that the LORD spoke to me, saying: ¹⁸ 'This day you are to cross over at Ar, the boundary of Moab.

TORAH (God's Instructions/Laws) Deuteronomy 2:25 (NKJV)

²⁵ This day I will begin to put the dread and fear of you upon the nations under the whole heaven, who shall hear the report of you, and shall tremble and be in anguish because of you.'

TORAH (God's Instructions/Laws) Numbers 27:12-14,18-23 (NKJV)

¹² Now the LORD said to Moses: "Go up into this Mount Abarim, and see the land which I have given to the children of Israel.

¹³ And when you have seen it, you also shall be gathered to your people, as Aaron your brother was gathered.

¹⁴ For in the Wilderness of Zin, during the strife of the congregation, you rebelled against My command to hallow Me at the waters before their eyes." (These *are* the waters of Meribah, at Kadesh in the Wilderness of Zin.)

¹⁸ And the LORD said to Moses: "Take Joshua the son of Nun with you, a man in whom *is* the Spirit, and lay your hand on him; ¹⁹ set him before Eleazar the priest and before all the congregation, and inaugurate him in their sight.

²⁰ And you shall give *some* of your authority to him, that all the congregation of the children of Israel may be obedient. ²¹ He shall stand before Eleazar the priest, who shall inquire before the LORD for him by the judgment of the Urim. At his word they shall go out, and at his word they shall come in, he and all the children of Israel with him—all the congregation."

²² So Moses did as the LORD commanded him. He took Joshua and set him before Eleazar the priest and before all the congregation. ²³ And he laid his hands on him and inaugurated him, just as the LORD commanded by the hand of Moses.

How do you remember what the LORD God says and obey His Instructions?

1. _____
2. _____
3. _____



Read or Listen to the Bible Write Memory Verses Sing Bible Verses

Ask the LORD God to help you remember

Tell friends or family about what you learn in God's Word – the Bible?

Another time in Israel's history when their Attitudes, Reactions, Responses
had consequences?

HAFTARAH (Prophets/Writings) Isaiah 1:2-3,7,15 (NKJV)

² Hear, O heavens, and give ear, O earth! For the LORD has spoken:

"I have nourished and brought up children, And they have rebelled against Me;
The ox knows its owner And the donkey its master's crib;
But Israel does not know, My people do not consider.

⁷ Your country *is* desolate, Your cities *are* burned with fire;
Strangers devour your land in your presence;
And *it is* desolate, as overthrown by strangers.

¹⁵ When you spread out your hands, I will hide My eyes from you;
Even though you make many prayers, I will not hear. ...




What do you need to remember to do and NOT do?

Circle the things you need to be doing and Cross-out the things you should not be doing.

HAFTARAH (Prophets/Writings) Isaiah 1:16-17

(READ ALOUD)



Wash yourselves and be clean!
-Ask forgiveness for your sins and mean it
(A really good time to pray and talk to the LORD)

You and your friends be the judge of what is right not the LORD.

Learn to do good. - Seek Justice.
(The Bible has the real truth and gives us what is right to the LORD)

Do what you want and do it when you want.

Help the oppressed.
-Defend the cause of orphans. Be kind and caring to those without a dad or mom.
-Speak up for the widows. Be kind and helpful.
(The LORD loves individuals and families.
The LORD cares and helps individuals and families.)

Bully those who are different than you.

Ignore and don't care about older people.

The God always keeps HIS WORD for good and for discipline!

READ ALOUD the LORD God's Promise and HIS Answer!

HAFTARAH (Prophets/Writings_ Isaiah 7:14 (NKJV)

¹⁴ Therefore the Lord Himself will give you a sign:
Behold, the virgin shall conceive and bear a Son, and shall call His name Immanuel.

Does Immanuel (God's Son with us)
know how you think? how you feel? how you need help?
Do you remember the stories of Yeshua's(Jesus) life from the pictures.



BRIT CHADASHAH (New Testament) Acts 2:22-24 (NKJV) READ ALOUD

²² "Men of Israel, hear these words: Jesus of Nazareth, a Man attested by God to you by miracles, wonders, and signs which God did through Him in your midst, as you yourselves also know— ²³ Him, being delivered by the determined purpose and foreknowledge of God, you have taken by lawless hands, have crucified, and put to death; ²⁴ whom God raised up, having loosed the pains of death, because it was not possible that He should be held by it.



The God always keeps HIS WORD for good and for discipline!

READ ALOUD the LORD God's Promise and HIS Answer!

HAFTARAH (Prophets/Writings) Psalms 110:1 A Psalm of David

The LORD said to my Lord, "Sit at My righthand, Till I make Your enemies Your footstool."

BRIT CHADASHAH (New Testament) Luke 1:32 (NKJV)

³² He will be great, and will be called the Son of the Highest; and the Lord God will give Him the throne of His father David.

BRIT CHADASHAH (New Testament) Acts 1:8 (NKJV)

⁸ But you shall receive power when the Holy Spirit has come upon you; and you shall be witnesses to Me (Yeshua/Jesus) in Jerusalem, and in all Judea and Samaria, and to the end of the earth."



BRIT CHADASHAH (New Testament) Acts 2:3-6

When the Day of Pentecost (Shavout) had fully come, they were all with one accord in one place. ² And suddenly there came a sound from heaven, as of a rushing mighty wind, and it filled the whole house where they were sitting. ³ Then there appeared to them divided tongues, as of fire, and one sat upon each of them. ⁴ And they were all filled with the Holy Spirit and began to speak with other tongues, as the Spirit gave them utterance. ⁵ And there were dwelling in Jerusalem Jews, devout men, from every nation under heaven. ⁶ And when this sound occurred, the multitude came together, and were confused, because everyone heard them speak in his own language.



Acts 2:14, 34-36, 40-41 (NKJV)

¹⁴ But Peter, standing up with the eleven, raised his voice and said to them, "Men of Judea and all who dwell in Jerusalem, let this be known to you, and heed my words.

³⁴ "For David did not ascend into the heavens, but he says himself: 'The LORD said to my Lord, "Sit at My right hand,³⁵ Till I make Your enemies Your footstool.

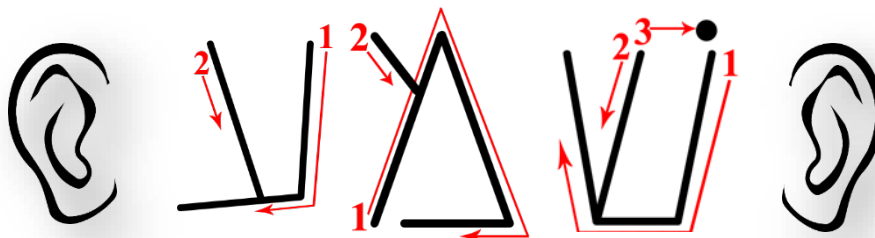
³⁶ "Therefore let all the house of Israel know assuredly that God has made this Jesus (Yeshua), whom you crucified, both Lord and Christ (Messiah)."

⁴⁰ And with many other words he testified and exhorted them, saying, "Be saved from this perverse generation." ⁴¹ Then those who gladly received his word were baptized; and that day about three thousand souls were added to them.

God always keeps HIS WORD for good and for discipline!

God blesses HIS people!

Shemaah = hear and do



See and understand, to hear and obey is to destroy chaos.

Say and Sing the SHEMA – Hear and Obey		
Adonai (YHVH, the LORD)	Yisra el (O Israel)	She ma (Hear)
Echad (is One)	Adonai (YHVH, the LORD)	Elo hei nu (our GOD)
Ka' vod (of HIS glorious)	Shem (is the Name)	Ba ruch (Blessed)
Va'ed (and ever)	L' o lam (for ever)	Malchu to (Kingdom)

Barook (Blessing) May Adonai bless you with the blessing of obedience to God's Laws.

Teacher note: You can bless the students at the end of the class with this blessing as a whole group or individually.)

Games and Activities Teacher Instructions

For each of the lessons one of the games has been suggested to re-enforce the theme of the lesson. We have used the following games in a variety of ways. You can use the game suggested or choose another which fits your students and your time frame.

A list of general games that can be used for any/all lessons is included on starting on page 193.

SING THE SHEMA

On page 29 we have the students write the Shema in Hebrew. We also have them sing the Shema in Hebrew together in class.

10 COMMANDMENTS GAME

This is a review time for the students as well as for Israel in Deuteronomy. We suggest using the trace and say worksheet on page 197 for this lesson.

RING TOSS (OR BALL IN THE BUCKET)

****For this game you will need any of the following materials:

Plastic rings to toss around bottles or pegs or cones.

If you can't find plastic rings, you could use light-weight foam balls and throw them in a bucket or a box. Compile a list of questions from the lesson.

1. Choose teams
2. Kids take turns tossing the ring or the ball. If the toss is successful, they get to answer a question. Younger children should stand closer to the target.
3. The first team to answer 5 questions correctly wins. (Keep track of correct answer by marking lines on the board or on large paper.)

Teacher's Lesson Flow: And he Pleaded (Va'Etchannan) וַאֲתַחֲנֶן
Deuteronomy 3:23-7:11~Isaiah 40:1-26~Acts 3-5

Life Verse Practice: Deuteronomy 6:4-5 (NKJV)

⁴ "Hear, O Israel: The LORD our God, the LORD is one! ⁵ You shall love the LORD your God with all your heart, with all your soul, and with all your strength.

5.

Reinforcing the WORD to Build "Banah" lives

- a. Prayer and Praise Words to Thank YHVH God.
- b. Review Life Verse: Deuteronomy 6:4-5.
- c. Review Hebrew letters and vocabulary.
- d. What are the 10 things Moses wanted Israel to remember?
- e. Who is God like? - What makes Him different?
- f. What promises has God made to you and caused them to be true?
- g. How will you guard God's commandments this week?

4.

New Testament
"B'rit Chadashah"

- a. Miracles from God
- Acts 3:1-10

God keeps
His promises;
Patterns to
guard
His
commandments.

1.

PRAISE "Hallel"

Start Here

- a. Practice Prayer and Praise Words to the Lord Including the Fruit of the Spirit Definition and Hebrew Praise Word.
- b. Life Verse Practice
- c. Hebrew Writing Practice
- d. Read Story

3.

Prophets/Writings "Haftarah"

- a. Who God really is
- Isaiah 40:17-31
- b. Key of David to Yeshua -
opens access to King
- Isaiah 22:15

Children's work pages begin here!

2.

God's Teachings / "Torah"

- a. Remember
- Deuteronomy 4:7-33
- b. Shema - Hear O Israel
- Deuteronomy 6:4-8

Teacher's Special Instructions

We start with a lesson on the Hebrew language. We will both write and speak Hebrew.

We do this for two reasons:

- 1) All students are at the same level in learning a new language, and they enjoy it.
- 2) It gives the students a chance to learn biblical truths embedded in the original language of the Hebrew Scriptures (Old Testament). Start by pointing out they are used to reading from left to right, but Hebrew reads from right to left. They also will need to write Hebrew from right to left.

New Hebrew words transliterated

Shamar (Guard and keep His commandments)

Va Etchanan (And he Pleaded)

Shabach (Shout)

Materials and Vocabulary:

- a. White board, black board or large easel and paper
- b. Markers
- c. Handouts or writing paper for the students
- d. Pens or pencils for the students
- e. The words used on their Hebrew writing pages are all words that are related to each individual lesson. Generally, a Hebrew word is chosen from the lesson and emphasized each week, both to teach character and increase understanding of the concepts being taught. New words will be in the box on the upper right of this page. Various names of God will also be taught in Hebrew.

Preparation:

- a. Choose 2 or 3 Hebrew words from the Hebrew writing page(s). On the board, write the words in English and in the transliterated form given in the left column of the Hebrew writing page(s).
- b. Leave space to write the word in Hebrew.
- c. Explain that the letters they see on the page are written in book print like they might see on a sign, or that they would print themselves.

Procedure:

- a. Demonstrate the writing procedure of two or three Hebrew words on the board. Have the students follow your directions on their work pages. Be sure to point out the special features of each letter. Be sure to write from right to Left.
- b. Then have the students try a few words on their own, or complete the rest of the page. The ability to finish the whole exercise will depend on how much time you have. (2 to 5 minutes time is needed to finish the page.)

Israeli street sign



Games/Activities: Normally games are played after children's work pages are complete.

General game instructions are on page 193.

Prayer and Praise Words

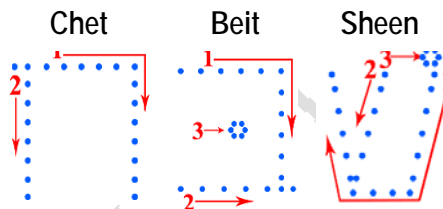
(Thank you ...Bless you...)

FAITHFULNESS: Thank you, Lord, that **you will always care for me** and **never leave me**.

1. Let's thank God for one thing He has blessed you with this week.

Write your thank you here: _____

PRAISE is a way to THANK GOD for HIS Goodness to us and others.



Praise word: Shabach

EXPRESS Confidence in God's Ability.

Shabach means: to shout, to address in a loud tone, to command, to triumph

Psalm 145:4 (NKJV)

One generation shall praise Your works to another,
And shall declare Your mighty acts.


Life Verse Practice: Deuteronomy 6:4-5 (NKJV)

"Hear, O Israel: The LORD our God, the LORD is one!- You shall love the LORD your God with all your heart, with all your soul, and with all your strength.

Va'etchanan – And he Pleaded - וַאֲתַחֲנֶן

Deuteronomy 3:23-7:11; Isaiah 40:1-26; Acts 3-5

Do you love it when your parents or grandparents tell you stories about adventures they had? We love to hear the stories they remember over and over again.



Today, Moses is telling the children of Israel their story with their great God. Now listen to find the 10 things Moses wanted them to remember. Moses asked, Has there ever been a people that actually **heard** the voice of God speaking out of the midst of the fire on the mountain? Or did God ever take for Himself a people to be all His own from any other nation? And remember, God brought you only out of slavery in Egypt after more than 200 years. He showed you trials,

terrors, and His own mighty hand and His you! Even though you were small in number, He Himself and called you a holy people, His own people on the earth, because He loves you! Then special laws God had given them, and he told them laws – DO them and TEACH them to your children. By guarding and keeping these laws you will have so much wisdom and understanding that other nations would say – SURELY, this is a wise and great nation. God is near them for whatever they call on Him. (Deut. 4:7–33)



signs, wonders, war, great outstretched arm rescued made you a nation only for special people, above all the Moses reminded them of the to KEEP – GUARD these



Then Moses gave them these great words that we still say today, saying, Hear, O Israel: the LORD our God the LORD is one! You shall love the LORD your God with all your heart, with all your soul and with all your strength. And these words which I command you today shall be in your heart. You shall teach them diligently to your children, and shall talk of them when you sit in your house, when you walk by the way, when you lie down, and when you rise up. You shall bind them as a sign on your hand and they shall be as reminders

between your eyes. You shall write them on the doorposts of your house and on your gates. Deut. (6:4-8) Can you find all the reasons these words are so important?



Isaiah the prophet asked some questions about God to cause God's people to think about how great He is. Can you answer these questions?

All the nations in the world are as nothing to Him.

Who is God like?

Who can measure all the oceans and rivers and lakes in the palm of His hand?

Who knows how many grains of dust are on the earth?

Who can weigh the mountains in scales?

Who can teach God?



He knows the name of every star and planet. His knowledge is unsearchable. It is only God who can give power to the weak. How does God do that?



This great God promises if you WAIT on Him, He will make you strong, You will mount up with wings like eagles!

You will run and not be weary. You will walk and not faint.

Is there anyone like our God? Can anyone but our God make these promises and cause them to be true?

(Isa. 40:17-31)



In Acts we see God's great healing power working through His disciples. There was a lame man who had never walked. Every day people would carry him and lay him by the gate called Beautiful so he could ask



people for money. When Peter and John walked by him, he asked them for money. Peter said, we don't have any money, but we will give you what we do have. In the name of Jesus, the Messiah, rise up and walk! Then he took him by the hand, lifted him up and immediately, his feet and ankle bones got strong. The man stood, walked and leaped and praising God, he went to the temple. All the people knew that they were seeing an amazing miracle. This man who they knew had been lame from birth and was now leaping and praising God! Our God does miracles! (Acts 3:1-10)

There is no other God like our God, so as He said, Shamar





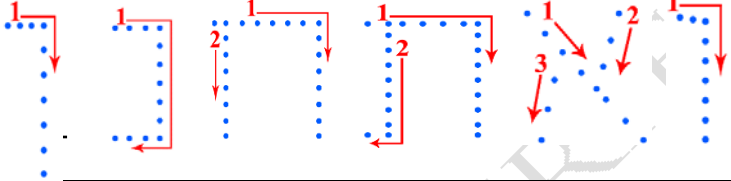
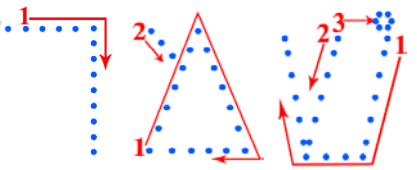
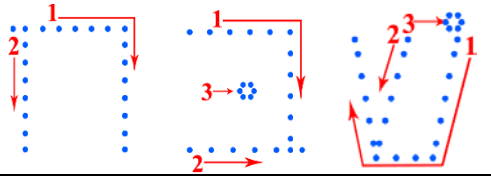
resh, mem, sheen – guard and keep His commandments. If you put the meanings of the

Hebrew letters in a sentence this word could say:

The Head of all destroys chaos when His commandments are guarded and kept.

How will you guard God's commandments this week?

God keeps His promises; Patterns to guard His commandments.

Hebrew /English	 Write and read Hebrew from right to left  Start here
Va"Etchanan (I plead)	Final Noon Noon Chet Tav Aleph Vav 
Practice Writing	
Shamar (guard and keep His commandments)	Reysh Mem Sheen 
Practice Writing	
Shabach (to shout)	Chet Beit Sheen 
Practice Writing	



TORAH (God's Instructions/Laws) Deuteronomy 4:7-33 (NKJV)

Find and circle the 10 things Moses wanted them to remember.

Has there ever been a people that actually heard the voice of God speaking out of the midst of the fire on the mountain?



Or did God ever take for Himself a people to be all His own from any other nation?



God brought only you out of slavery in Egypt after more than 400 years

He showed you trials, signs, wonders, war, great terrors, and His own mighty hand and His outstretched arm.



...He made you His own special people, above all the people on the earth because He loves you!



Then Moses reminded them of the special laws God had given them, and he told them to **KEEP – GUARD** these laws – **DO** them and **TEACH** them to your children

By guarding and keeping these laws you will have so much wisdom and understanding that other nations would say – **SURELY**, this is a wise and great nation.

TORAH (God's Instructions/Laws) Deuteronomy 6:4-8 (NKJV)

1. Write the Shema Here.

Hear, O Israel: The LORD our God the LORD is one!

You shall love the LORD

Your God with all your heart,

With all your soul

And with all your strength.

2. Put your hand on your heart and read aloud.



And these words which I command you today
shall be in your heart.

You shall teach them diligently to your children,
and shall talk of them when you sit in your house...



3. Put your hand on your head and read aloud.



You shall bind them as a sign on your hand and
they shall be as reminders between your eyes.
You shall write them on the doorposts
of your house and on your gates.

Haftarah (Prophets/Writings) Isaiah 40:17-31

Isaiah 40:12, 40:14, 40:29-31 (NKJV)

¹² Who has measured the waters in the hollow of His hand, Measured heaven with a span
And calculated the dust of the earth in a measure? Weighed the mountains in scales
And the hills in a balance?

¹⁴ With whom did He take counsel, and *who* instructed Him,
And taught Him in the path of justice? Who taught Him knowledge,
And showed Him the way of understanding?

²⁸ Have you not known? Have you not heard? The everlasting God, the LORD,
The Creator of the ends of the earth, Neither faints nor is weary.
His understanding is unsearchable.

²⁹ He gives power to the weak, And to *those who have* no might He increases strength.

³¹ But those who wait on the LORD Shall renew *their* strength;
They shall mount up with wings like eagles, They shall run and not be weary, They shall
walk and not faint.

Draw a line from the question to the picture that matches it.



Who can measure all the oceans
and rivers and lakes in the palm of His hand?



Who knows how many grains
of dust are on the earth?



Who can weigh the mountains
in scales?



Who can teach God?



He knows the name of every star and planet.
His knowledge is unsearchable.
It is only God who can give power to the weak.

This great God promises if you WAIT on Him.
He will make you strong, You will mount up with
wings like eagles!
You will run and not be weary. You will walk and
not faint. Is there anyone like our God?

Isaiah 40:31

Can anyone but our God
make these promises
and cause them to be true?
YES or NO



1. Read the Story ALOUD

¹ Now Peter and John went up together to the temple at the hour of prayer, the ninth hour. (3pm)

² And a certain man lame from his mother's womb was carried, whom they laid daily at the gate of the temple which is called Beautiful, to ask alms from those who entered the temple,

³ who, seeing Peter and John about to go into the temple, asked for alms.

⁴ And fixing his eyes on him, with John, Peter said, "Look at us."

⁵ So he gave them his attention, expecting to receive something from them.

⁶ Then Peter said, "Silver and gold I do not have, but what I do have I give you: In the name of Jesus Christ of Nazareth, rise up and walk."

⁷ And he took him by the right hand and lifted *him* up, and immediately his feet and ankle bones received strength.

⁸ So he, leaping up, stood and walked and entered the temple with them—walking, leaping, and praising God.

⁹ And all the people saw him walking and praising God.

¹⁰ Then they knew that it was he who sat begging alms at the Beautiful Gate of the temple; and they were filled with wonder and amazement at what had happened to him.



Does our God do miracles today?

YES or NO

Barook (Blessing) May Elohim bless you with Faith and Strength as He upholds you.

(Teacher note: You can bless the students at the end of the class with this blessing as a whole group or individually.)

Games and Activities Teacher Instructions

For each of the lessons one of the games has been suggested to re-enforce the theme of the lesson. We have used the following games in a variety of ways. You can use the game suggested or choose another which fits your students and your time frame.

A list of general games that can be used for any/all lessons is included starting on page 193.

Sing and write the Shema

This week the students will write the Shema in English on page 36. You can pause the lesson and have the children sing the Shema in Hebrew again at that point. You might want to discuss the meaning of the song and its importance to the Hebrew people and us at that time.

10 COMMANDMENT GAME

Do the "Write Letter for Commandment worksheet on page 198 as a review of the commandments.

TIC TACK TOE

1. Compile a list of questions covering information that the children have learned in the lesson.
2. Organize teams. If you have a large number of children, you can have several Tic Tack Toe grids being played at once. If possible keep the teams small in number - 3 to 4 children on a team gives each one more opportunity to answer a question and choose a box to write their X or O into.
3. Have large Tic Tack Toe grids on the board or large paper at front of room.
4. Alternate questions by team.
5. If correct answer is given the child answering puts an X or an O in the box they choose until one team has 3 of the same letter in a row and wins.

EL SHADDADAI MINISTRIES

Teacher's Lesson Flow: Ekev "Consequence/Because" עקב

Deuteronomy 7:12-11:25 ~ Isaiah 49:14-51:3 Acts 6-7

Life Verse Practice: Hebrews 13:6 (NKJV)

So we may boldly say: "The Lord *is* my helper; I will not fear. What can man do to me?"

5.

Reinforcing the WORD to Build "Banah" lives

- a. Quickly review Prayer and Praise Words to Thank YHVH God.
- b. Review Life Verse: Hebrews 13:6.
- c. Review Hebrew letters and vocabulary.
- d. Do you remember YHVH God is a Loving, Caring and Helpful Father to you?
- e. What did Moses remind YHVH God of?
- f. Do you ever feel lonely and forgotten?
- g. Do you remember God's promises to you?
- h. Does God keep His promises to you?

4.

New Testament "B'rit Chadashah"

- a. Remember what miracles God has done
- Acts 7:1-8
- b. Cast cares upon the LORD;
He will not forsake you
- 1 Peter 5:7; Hebrews 13:5b

Remember
what YHVH
God has done;
HE keeps HIS
Promises!

1.

Start Here

PRAISE "Hallel"

- a. Practice Prayer and Praise Words to the Lord Including the Fruit of the Spirit Definition and Hebrew Praise Word.
- b. Life Verse Practice
- c. Hebrew Writing Practice
- d. Read Story

Children's work pages begin here!

2.

God's Teachings / "Torah"

- a. Remember the commandments
- Deuteronomy 9:12-17
- b. Moses reminds God
- Deuteronomy 9:25-29; 10:1-5
- c. God remembered His people
- Deuteronomy 9:11-10:5
- d. God keeps His promises - Genesis 18:14

3.

Prophets/Writings "Haftarah"

- a. God's promise to Israel
- Isaiah 51:11,12
- b. Israel would feel forgotten
- Isaiah 49:14-16

Teacher's Special Instructions

We start with a lesson on the Hebrew language. We will both write and speak Hebrew.

We do this for two reasons:

- 1) All students are at the same level in learning a new language, and they enjoy it.
- 2) It gives the students a chance to learn biblical truths embedded in the original language of the Hebrew Scriptures (Old Testament). Start by pointing out they are used to reading from left to right, but Hebrew reads from right to left. They also will need to write Hebrew from right to left.

Materials and Vocabulary:

- a. White board, black board or large easel and paper
- b. Markers
- c. Handouts or writing paper for the students
- d. Pens or pencils for the students
- e. The words used on their Hebrew writing pages are all words that are related to each individual lesson. Generally, a Hebrew word is chosen from the lesson and emphasized each week, both to teach character and increase understanding of the concepts being taught. New words will be in the box on the upper right of this page. Various names of God will also be taught in Hebrew.

New Hebrew words transliterated

Ekev (Because)

SHEMA (Hear and Do)

Zachar (Remember)

Preparation:

- a. Choose 2 or 3 Hebrew words from the Hebrew writing page(s). On the board, write the words in English and in the transliterated form given in the left column of the Hebrew writing page(s).
- b. Leave space to write the word in Hebrew.
- c. Explain that the letters they see on the page are written in book print like they might see on a sign, or that they would print themselves.

Procedure:

- a. Demonstrate the writing procedure of two or three Hebrew words on the board. Have the students follow your directions on their work pages. Be sure to point out the special features of each letter.
- b. Then have the students try a few words on their own, or complete the rest of the page. The ability to finish the whole exercise will depend on how much time you have. (2 to 5 minutes time is needed to finish the page.)

Israeli street sign



Games/Activities: Normally games are played after children's work pages are complete.

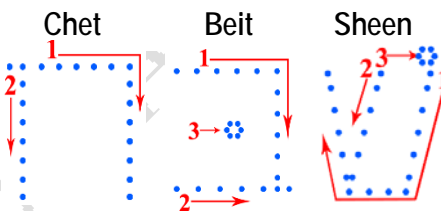

Prayer and Praise Words

(Thank you ...Bless you...)

JOY: Thank you, Lord for the JOY of the Holy Spirit that bubbles up inside and springs into praise for all the wonderful blessings that come from YOU!

1. Let's thank God for one thing He has blessed you with this week.
 - Whisper a Thank you to the Holy Spirit for giving you JOY that bubbles up inside and springs into praise for _____.
 - Shout a Thank you to the Holy Spirit for giving you a wonderful blessing of _____.

PRAISE is a way to THANK GOD for HIS Goodness to us and others.



Praise word: Shabach

EXPRESS to Shout

Shabach means to shout, to address in loud tone, to command, to triumph.

Psalm 145:4 (NKJV)

One generation shall praise Your works to another, and shall declare Your mighty acts.

Life Verse Practice: Hebrews 13:6 (NKJV)

So we may boldly say: "The Lord *is* my helper; I will not fear. What can man do to me?"

Ekev – Consequences עקב

Deuteronomy 7:1-12 ~ Isaiah 49:14-51:3 ~ Acts 6-7

Do you ever remember and just think about all the good things about God and what He has done for you?



Moses is helping the people of Israel to remember what God has done. Moses was remembering what happened when God first gave Israel the 10 Commandments saying, I was up on the mountain where God was 40 days and 40 nights, and I didn't eat or drink in all that time. The Lord gave me 2 stone tablets that He had written on with His own finger – God's own finger wrote the

commandments on the stone tablets. (Deuteronomy 7:12-9:10)

Then God said to Moses – **Hurry**, go down the mountain. The people are acting corruptly! God wanted to destroy them. They had made a golden calf and were

worshipping it!! When Moses saw this he threw the 2 tablets down, breaking them to pieces. (What would you do if you were Moses?) Moses

fell on his face before the LORD and prayed that God would **forgive** Aaron and the people and that God would **remember his promises to Abraham Isaac and Jacob**, and **take these people into the Land** He had promised. Moses said, Remember that these are **Your people**, LORD, whom **You brought out of Egypt** with Your mighty power.



(What did Moses remind God?)

So the Lord then said to Moses: Make 2 new tablets like the first and make an ark of wood and bring them up to Me, and I will write on the tablets the words that were on the first tablets which you broke!

Moses obeyed, doing all God had said, then he came down the mountain and put the tablets in the ark just as God commanded. And God remembered His people and His promises to Abraham, Isaac

and Jacob. (Deuteronomy 9:11-10:5)

What do you learn in Moses' prayer for God's people?

God made promises to Jerusalem. One promise said, For God will save Zion and build the cities of Judah that they may dwell there and possess it. Also the descendants of His servants shall inherit it.

And those who love his name shall dwell in it. (Psalms 69:35-36)

In another promise He said, The ransomed of the LORD **shall return and come to Zion** with singing with everlasting joy on their heads....sorrow and sighing shall flee away. (Isaiah 51:11,12)

But the prophet Isaiah also saw a time when Zion would be destroyed – oh no! And Zion talked and said, The Lord has forsaken me. And My Lord has forgotten me.

Have you ever felt lonely and forgotten? Did you remember God's Promises to you?



This is what God said to Zion: Can a woman forget her nursing child and not have compassion on the son of her womb? Yes, they may forget!

Yet I will not forget you!

See I have inscribed you on the palms of My hands; Your walls are continually before Me. (Isaiah 49:15-16)

Did God remember His promises? Oh yes. In our day, He **has brought His people back to Zion**, and **Zion has been built up** – Just as God said it would be!!!

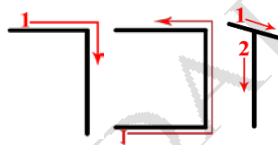


God made a promise to Abraham that he would have a son, but Abraham's wife, Sarah grew too old to have a baby. So had God forgotten His promise to Abraham? (Acts 7:1-8) If God waits a long time to do something, does that mean He forgot? Oh NO! God never forgets His word!

When Sarah was 90 years old and Abraham was 100 years old, they had a son, named Isaac – the son God had promised them!

God does miracles to keep His promises! Is anything too hard for the LORD? (Genesis 18:14)

Zaachar means remember!



(reysh, caaf, zayin)

If you take the meaning of the Hebrew letters and put them in a sentence, this word means

Your weapon is to remember the open hand of the Highest One!



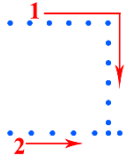
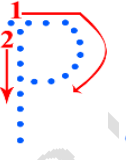
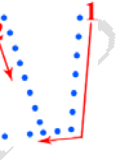
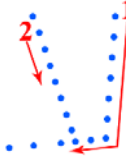
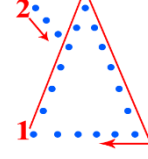
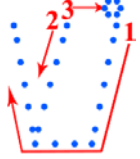
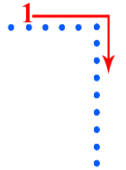
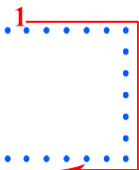

He always keeps His promises – HE REMEMBERS!

Here is a promise for you:

Cast all your care upon Him, for He said, I will never leave you nor forsake you. (I Peter 5:7 ~ Hebrews 13:5b ~ Deuteronomy 31:8)

How will you remember God's promises to you this week?

Remember what YHVH God has done; HE keeps HIS Promises!

Hebrew/English	 Write and read Hebrew from right to left.  Start here
Ekev (Consequences)	<div style="display: flex; justify-content: space-around; align-items: flex-start;"> <div style="text-align: center;"> <p>Veit</p>  </div> <div style="text-align: center;"> <p>Koof</p>  </div> <div style="text-align: center;"> <p>Ayin</p>  </div> </div>
Practice Writing	
Shema (Hear and Do)	<div style="display: flex; justify-content: space-around; align-items: flex-start;"> <div style="text-align: center;"> <p>Ayin</p>  </div> <div style="text-align: center;"> <p>Mem</p>  </div> <div style="text-align: center;"> <p>Sheen</p>  </div> </div>
Practice Writing	
Zaachaar (remember)	<div style="display: flex; justify-content: space-around; align-items: flex-start;"> <div style="text-align: center;"> <p>Reysh</p>  </div> <div style="text-align: center;"> <p>Caaf</p>  </div> <div style="text-align: center;"> <p>Zayin</p>  </div> </div>
Practice Writing	

Do you remember what YHVH God gave to Moses?



1. What was the gift written on? _____
2. How long did Moses wait for the gift? _____ DAYS and _____ NIGHTS
3. Who wrote the gift to the people of Israel? _____
4. What did YHVH God use to write the gift? HIS _____
5. What was the name of the gift? - Tables of the _____

Find Answers in [TORAH \(God's Instructions/Laws\) Deuteronomy 9:7-11](#)

6. What did the people of Israel do while they waited for Moses to return? _____
7. What did Moses do when he saw the people of Israel worshipping the golden calf?
8. Moses threw the 2 Tablets down, and _____ them to pieces.

Find Answers in [TORAH \(God's Instructions/Laws\) Deuteronomy 9:12-17](#)



When the people of Israel sinned against YHVH God, and Moses prayed that God would forgive Aaron and the people of Israel, what promise did Moses remind the LORD God about? READ ALOUD [TORAH \(God's Teachings/Laws\) Deuteronomy 9:27-29.](#)

²⁷ Remember Your servants, Abraham, Isaac, and Jacob;

do not look on the stubbornness of this people, or on their wickedness or their sin,

²⁸ lest the land from which You brought us should say, "Because the LORD was not able to bring them to the land which He promised them, and because He hated them, He has brought them out to kill them in the wilderness."

²⁹ Yet they *are* Your people and Your inheritance, whom You brought out by Your mighty power and by Your outstretched arm.'



The LORD God forgave
the people of Israel.

The LORD gave Moses
the gift again.



TORAH (God's Instructions/Laws) Deuteronomy 10:3-5 (NKJV)

³ "So I made an ark of acacia wood, hewed two tablets of stone like the first, and went up the mountain, having the two tablets in my hand.


⁴ And He wrote on the tablets according to the first writing, the Ten Commandments, which the LORD had spoken to you in the mountain from the midst of the fire in the day of the assembly; and the LORD gave them to me.

⁵ Then I turned and came down from the mountain, and put the tablets in the ark which I had made; and there they are, just as the LORD commanded me."

The LORD GOD remembered HIS promise to Abraham, Isaac, Jacob
and the people of Israel.

Moses helped
the people of Israel
remember what YHVH
God had given to them!

Do you ever remember
what YHVH God
has given you?



Commandments 1 through 4 are about the LORD God.

Commandments 5 through 10 are about you and others.

Can you remember what the Ten Commandments are and say them aloud?



Sin has consequences

The Prophet Isaiah saw a time
when Zion (Jerusalem) would be destroyed
because the people of Israel rebelled
against the LORD God.

HAFTARAH (Prophets/Writings) Isaiah 49:14

But Zion (Jerusalem's people) said, "The LORD has forsaken me,
And my Lord has forgotten me."

Did the LORD remember His Promises?

HAFTARAH (Prophets/Writings) Isaiah 49:16 (NKJV)

¹⁶ See, I have inscribed you on the palms of My hands; Your walls are continually before Me.

HAFTARAH (Prophets/Writings) Isaiah 51:11-12 (NKJV)

¹¹ So the ransomed of the LORD shall return, And come to Zion with singing,
With everlasting joy on their heads. They shall obtain joy and gladness;
Sorrow and sighing shall flee away. ¹² "I, even I, am He who comforts you. ...



Have you ever felt forsaken and forgotten?

Do you remember Life Verse Hebrews 12:6 says?

So we may boldly say: "The Lord *is* my helper; I will not fear. What can man do to me?"

Did you pray and ask the LORD God for help?

Did you need to ask the LORD God to forgive you for something?

Did the LORD keep HIS promise to help you, forgive you and give you

HIS LOVE, PEACE, and JOY?



Copyright © 2017 Sherry Lush, Karen L. Cowen, and Debora Sikes



If the LORD God
waits a long time to do something,
Does that mean HE forgot?

BRIT CHADASHAH (New Testament) Acts 7:1-8 (NKJV)

Do you know the promises Stephen remembered about Abraham?

¹ Then the high priest said, "Are these things so?" ² And he said, "Brethren and fathers, listen: The God of glory appeared to our father Abraham when he was in Mesopotamia, before he dwelt in Haran,

³ and said to him, 'Get out of your country and from your relatives, and come to a land that I will show you.'

⁴ Then he came out of the land of the Chaldeans and dwelt in Haran. And from there, when his father was dead, He moved him to this land in which you now dwell.

⁵ And God gave him no inheritance in it, not even *enough* to set his foot on.

But even when Abraham had no child, He promised to give it to him for a possession, and to his descendants after him.


⁶ But God spoke in this way: that his descendants would dwell in a foreign land, and that they would bring them into bondage and oppress *them* four hundred years.

⁷ 'And the nation to whom they will be in bondage I will judge,' said God, 'and after that they shall come out and serve Me in this place.'

⁸ Then He gave him the covenant of circumcision; and so Abraham begot Isaac and circumcised him on the eighth day; and Isaac begot Jacob, and Jacob begot the twelve patriarchs.



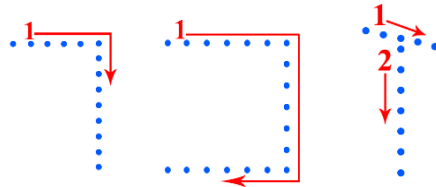
God never forgets HIS Word!




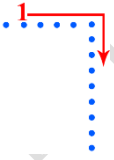
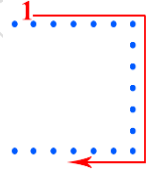

The LORD gave Abraham descendants, his son Isaac and his grandson Jacob and his great grandsons the 12 tribes of Israel and many more.

The LORD God gave Moses to the people of Israel to lead them out of Egypt to the promised land.

Zaachaar means remember!



Your weapon is to remember the open hand of the Highest One!

Hebrew/English	Read Hebrew letters and write from right to Left		
	 Start Here		
Zaachaar/ Remember		Reysh 	Caaf 
Write Hebrew			Zayin 

BRIT CHADASHAH (New Testament) Hebrews 13:5(NKJV)

⁵ *Let your conduct be without covetousness; be content with such things as you have. For He Himself has said, "I will never leave you nor forsake you."*

Life Verse: Hebrews 13:6 (NKJV)

So, we may boldly say: "The Lord is my helper; I will not fear. What can man do to me?"

BRIT CHADASHAH (New Testament) 1 Peter 5:6-7 (NKJV)

⁶ Therefore humble yourselves under the mighty hand of God, that He may exalt you in due time, ⁷ casting all your care upon Him, for He cares for you.

Barook (Blessing):

May Elohim bless you with a will that quickly repents and turns and walks in His ways.

Teacher note: You can bless the students at the end of the class with this blessing as a whole group or individually.)

Games and Activities Teacher Instructions

For each of the lessons one of the games has been suggested to re-enforce the theme of the lesson. We have used the following games in a variety of ways. You can use the game suggested or choose another which fits your students and your time frame.

A list of general games that can be used for any/all lessons is included starting on page 193.

Sing the Shema

Review the meaning of the Shema and then sing it as a class.

10 Commandment Game

Do the "Write the correct Name of the Hebrew Letter for each Commandment worksheet on page 199 to review.

Attributes of God

Review the attributes of God using one of the games starting in the Appendices on page 205. We go over the Hebrew names and meanings and then do a scramble or "Find the Definition" worksheet on page 206.

SCAVENGER HUNT

1. Divide into small teams – 2 to 3 children per team. Give each team a name or number.
2. Around the room, have answers to questions written out on 8 1/2 by 11 paper. Use large print that is easy to read.
3. Tape the questions around the room on the walls or on chair backs, etc.
4. Write out the answers on 8 1/2 x 11 paper and hand them out. No one can look at the questions or answers until you say, "Go"! (Be sure the team numbers or names are written on the back of the answers.)
5. Each team captain has tape.
6. As soon as the team finds the correct answer(s) to the question(s) they have, they tape it under the question.
7. The first team to have the largest number of matching questions and answers wins.

Teacher's Lesson Flow: See (Re'eh) ראה
Deuteronomy. 11:26-16:17 ~ Isaiah 54:11-55:5 ~ Acts 8-9

Life Verse Practice: Deuteronomy 15:11 (NKJV)

¹¹ For the poor will never cease from the land; Therefore, I command you, saying,
'You shall open your hand wide to your brother, to your poor and your needy, in your land.'

5.

Reinforcing the WORD to Build "Banah" lives

- a. Prayer and Praise Words to Thank YHVH God.
- b. Review Life Verse: Deuteronomy 15:11.
- c. Review aloud Hebrew letters and vocabulary.
- d. Why is it important that the LORD has reviews with us?
- e. Should we read His Word every day?
- f. Do you sense the joy God wants you to have?
- g. How will you show your joy in the LORD this week?

Start Here

1.

PRAISE "Hallel"

- a. Practice Prayer and Praise Words to the Lord Including the Fruit of the Spirit Definition and Hebrew Praise Word.
- b. Life Verse Practice
- c. Hebrew Writing Practice
- d. Read Story

Children's work pages begin here!

2.

God's Teachings / "Torah"

- a. Reviewing the Blessings
–Deuteronomy 11:24-32
- b. Review of God's instructions
–Deuteronomy 14:22-29
- c. How to treat others
–Deuteronomy 15:11-18

3.

Prophets/Writings "Haftarah"

- a. Teaching the children
- Isaiah 54:13-55:3

4.

New Testament
"B'rit Chadashah"

- a. Disciples of the early church scattered
– Acts 8:4-8

Review of God's
Instruction;
Finding Joy
in God

Teacher's Special Instructions

We start with a lesson on the Hebrew language. We will both write and speak Hebrew.

We do this for two reasons:

- 1) All students are at the same level in learning a new language, and they enjoy it.
- 2) It gives the students a chance to learn biblical truths embedded in the original language of the Hebrew Scriptures (Old Testament). Start by pointing out they are used to reading from left to right, but Hebrew reads from right to left. They also will need to write Hebrew from right to left.

New Hebrew words transliterated

Re'eh (See)

Ahna'g (To take exquisite delight in)

Lamad (Teach)

Materials and Vocabulary:

- a. White board, black board or large easel and paper
- b. Markers
- c. Handouts or writing paper for the students
- d. Pens or pencils for the students
- e. The words used on their Hebrew writing pages are all words that are related to each individual lesson. Generally, a Hebrew word is chosen from the lesson and emphasized each week, both to teach character and increase understanding of the concepts being taught. New words will be in the box on the upper right of this page. Various names of God will also be taught in Hebrew.

Preparation:

- a. Choose 2 or 3 Hebrew words from the Hebrew writing page(s). On the board, write the words in English and in the transliterated form given in the left column of the Hebrew writing page(s).
- b. Leave space to write the word in Hebrew.
- c. Explain that the letters they see on the page are written in book print like they might see on a sign, or that they would print themselves.

Procedure:

- a. Demonstrate the writing procedure of two or three Hebrew words on the board. Have the students follow your directions on their work pages. Be sure to point out the special features of each letter. Be sure to write from right to Left.
- b. Then have the students try a few words on their own, or complete the rest of the page. The ability to finish the whole exercise will depend on how much time you have. (2 to 5 minutes time is needed to finish the page.)

Israeli street sign



Games/Activities: Normally games are played after children's work pages are complete.

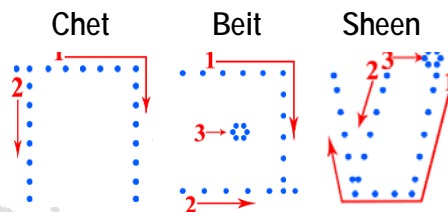
Prayer and Praise Words

(Thank you ...Bless you...)

JOY: Thank you, Lord for the JOY of the Holy Spirit that bubbles up inside and springs into praise for all the wonderful blessings that come from YOU!

1. Let's thank God for one thing He has blessed you with this week.
 - Whisper a Thank you to the Holy Spirit for giving you JOY that bubbles up inside and springs into praise for _____.
 - Shout a Thank you to the Holy Spirit for giving you a wonderful blessing of _____.

PRAISE is a way to THANK GOD for HIS Goodness to us and others.



Praise word: Shabach

EXPRESS Confidence in God's Ability

Shabach means: "to shout, to address in a loud tone, to command, to triumph"

Psalm 145:4 (NKJV)

One generation shall praise Your works to another,
And shall declare Your mighty acts.

Life Verse Practice: Deuteronomy 15:11 (NKJV)

¹¹ For the poor will never cease from the land; Therefore, I command you, saying,
'You shall open your hand wide to your brother, to your poor and your needy, in your land.'

Re'eh ~ See ~ ראה

Deuteronomy 11:26-16:17; Isaiah 54:11-55; Acts 8-9



It's so exciting when your family is packing up the car for the camping trip you are going on. You are almost on your way!

There must have been excitement in the camp of the Israelis. The children of Israel were getting ready to cross over into the Land the LORD had promised to give them. The LORD wanted to bless them in their land, so He was reminding them about how

to be blessed. He said, Behold I set before you today a curse. The blessing if you obey the commandments of the if you do not obey. He went through all that He had taught 11:24-32)



blessing and a LORD and a curse them to do.(Deut.

Why is it important that the LORD has reviews with us? Should we read His Word every day?



Some of the Lord's commandments and blessings had to do with money.

God said to give Him a tithe – a tenth of all the money you make. He said to do this so we would learn to fear Him – honor and reverence him - for **all we**

have comes from Him. He said take care of the Levites, the children without fathers, the strangers and the women whose husbands have died. And when you **give** to God **REJOICE!** (Deut. 14:22-29)

He said, The poor will always be among you, so I command you open your hand wide to your brother, to the poor and the needy in your land. Remember to release your brothers from paying you back what you have lent every 7th year, and when your servant is released in the seventh year supply him liberally – give him plenty of what the **LORD HAS GIVEN YOU**, and the LORD your God will bless you in all you do! (Deut.15:11-18)




The prophet Isaiah tells us why it's so important to be taught by the LORD. When we teach our children to **obey** the LORD, He gives us peace, He takes fear away, terror does not come near us and no weapon made to hurt you will succeed. And **God gives us all good things freely!** He just says, **COME!** If you have no money, just come – He will feed you and give you what you need and let your soul be delighted in

abundance! Our job is to listen and obey, and our souls shall live! (Isa. 54:13-55:3) ***Do you sense the joy God wants you to have?***

The Hebrew word: (ahnahg) ג נ א (gimmel, noon, ayin) means to

take exquisite delight in – like jumping up and down because your joy is overflowing. This comes when we understand that life comes from the Spirit of God! That is the Hebrew meaning of those 3 letters!





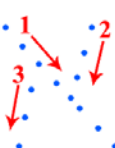

In the days when the church was just beginning, it was being greatly persecuted, and believers were scattered to many places. In all the places where they were scattered, they told people about Yeshua the Messiah. Philip, a believer, went down to Samaria and preached. Multitudes of people there listened and saw the miracles which He did, and they believed in Yeshua. When they believed, unclean spirits came out of many who were possessed, and many who were paralyzed or lame were healed. There was **great joy** in that city! (Acts 8:4-8)

When people understand and believe that life comes from the Spirit of God, there is exquisite delight – JOY!


How will you show your joy in the LORD this week?



Review of God's Instruction; Finding Joy in God

Hebrew /English	<div style="display: flex; align-items: center; justify-content: space-between;"> ← Write and read Hebrew from right to left ← Start here </div>
Re'eh (See)	<div style="display: flex; justify-content: space-around; align-items: flex-start;"> <div style="text-align: center;"> <p>Hey</p>  </div> <div style="text-align: center;"> <p>Aleph</p>  </div> <div style="text-align: center;"> <p>Reysh</p>  </div> </div>
Practice Writing	
Lamad (Teach)	<div style="display: flex; justify-content: space-around; align-items: flex-start;"> <div style="text-align: center;"> <p>Dalet</p>  </div> <div style="text-align: center;"> <p>Mem</p>  </div> <div style="text-align: center;"> <p>Lamed</p>  </div> </div>
Practice Writing	
Ahna'g (to take exquisite delight in)	<div style="display: flex; justify-content: space-around; align-items: flex-start;"> <div style="text-align: center;"> <p>Gimmel</p>  </div> <div style="text-align: center;"> <p>Noon</p>  </div> <div style="text-align: center;"> <p>Ayin</p>  </div> </div>
Practice Writing	

TORAH (God's Instructions/Laws) Deuteronomy 11:24-25 (NKJV)



There was excitement in the camp.
The LORD was reminding them
about how to be blessed.




Why is it important that the LORD has reviews with us?



1. Should we read His Word every day?

YES OR NO



2. Review means to go over something we have already _____.
3. Tell a neighbor why it is important that the LORD has reviews with us?
4. There are two blessings in Deuteronomy 11:24-25 (one in each verse) circle them.

TORAH (God's Instructions/Laws) Deuteronomy 11:24-25 (NLT)

²⁴ Wherever you set foot, that land will be yours. Your frontiers will stretch from the wilderness in the south to Lebanon in the north, and from the Euphrates River in the east to the Mediterranean Sea in the west.

²⁵ No one will be able to stand against you, for the LORD your God will cause the people to fear and dread you, as he promised, wherever you go in the whole land.

TORAH (God's Instructions/Laws) Deuteronomy 11:26-28 (NKJV)



“Behold, I set before you today a blessing and a curse: ²⁷ the blessing, if you obey the commandments of the LORD your God which I command you today; ²⁸ and the curse, if you do not obey the commandments of the LORD your God, but turn aside from the way which I command you today, to go after other gods which you have not known.



And when you give to God REJOICE!

TORAH (God's Instructions/Laws) Deuteronomy 14:22-29 (NLT)

²² "You shall truly tithe all the increase of your grain that the field produces year by year. ²³ And you shall eat before the LORD your God, in the place where He chooses to make His name abide, the tithe of your grain and your new wine and your oil, of the firstborn of your herds and your flocks, that you may learn to fear the LORD your God always. ²⁴ But if the journey is too long for you, so that you are not able to carry *the tithe*, or if the place where the LORD your God chooses to put His name is too far from you, when the LORD your God has blessed you, ²⁵ then you shall exchange *it* for money, take the money in your hand, and go to the place which the LORD your God chooses.

²⁶ And you shall spend that money for whatever your heart desires: for oxen or sheep, for wine or similar drink, for whatever your heart desires; you shall eat there before the LORD your God, and you shall rejoice, you and your household.



God said to give Him a tithe – a tenth of all your increase.

(Circle Answers)

1. When we bring our tithes to God, what do we learn?
2. What attitude should you have when you bring the offering to the Lord God?

²⁷ You shall not forsake the Levite who *is* within your gates, for he has no part nor inheritance with you.

²⁸ "At the end of every third year you shall bring out the tithe of your produce of that year and store *it* up within your gates. ²⁹ And the Levite, because he has no portion nor inheritance with you, and the stranger and the fatherless and the widow who *are* within your gates, may come and eat and be satisfied,



that the LORD your God may bless you in all the work of your hand which you do.

3. Circle what did Israel do with the entire tithe every 3rd year?
4. Circle the blessing the LORD your God will do if you do these things in verse 29.

TORAH (God's Instructions/Laws) Deuteronomy 15:11-15 (NKJV)

When your servant is released in the seventh year
supply him liberally-

Give him plenty of what the LORD HAS GIVEN YOU,
and the LORD your God will bless you in all you do!



¹¹ For the poor will never cease from the land; therefore I command you, saying, 'You shall open your hand wide to your brother, to your poor and your needy, in your land.'

¹² "If your brother, a Hebrew man, or a Hebrew woman, is sold to you and serves you six years, then in the seventh year you shall let him go free from you. ¹³ And when you send him away free from you, you shall not let him go away empty-handed; ¹⁴ you shall supply him liberally from your flock, from your threshing floor, and from your winepress. *From what* the LORD your God has blessed you with, you shall give to him.

¹⁵ You shall remember that you were a slave in the land of Egypt, and the LORD your God redeemed you; therefore, I command you this thing today.



1. Circle verse 15 of Deuteronomy 15:12-15.
2. What are they to remember? _____
3. Tell your neighbor two things you can do to help others.

Haftarah (Prophets/Writings) Isaiah 54:13-55:3

When we teach our children to obey the LORD, He gives us peace,
He takes fear away,
terror does not come near us and
no weapon made to hurt you will succeed.



And God gives us all good things freely!
He just says, COME!

Our job is to listen and obey, and our souls shall live!

Joy


1. Do you feel the joy God wants you to have?
2. Circle the two things that we are to do.



BRIT CHADASHAH (New Testament) ~ Acts 8:4-8 (NKJV)



In the days when the church was just beginning, it was being greatly persecuted, and believers were scattered to many places.



In all the places where they were scattered, they told people about Yeshua the Messiah.



1. If others are mean and speak badly of you or Yeshua (Jesus) what would you do?

1. Read the Story ALOUD

BRIT CHADASHAH (New Testament) ~ Acts 8:4-8 (NKJV)

⁴ But the believers who were scattered

preached the Good News about Jesus wherever they went. ⁵ Philip, for example, went to the city of Samaria and told the people there about the Messiah. ⁶ Crowds listened intently to Philip because they were eager to hear his message and see the miraculous signs he did.

⁷ Many evil spirits were cast out, screaming as they left their victims. And many who had been paralyzed or lame were healed. ⁸ So there was great joy in that city.

1. Circle what the believers did when they were scattered.
2. Circle what they did that caused great joy in that city.

When people understand and believe that life comes from the Spirit of God, there is exquisite delight – JOY!

How will you show your joy in the LORD this week?
Draw your answer.



Barook (Blessing) May Elohim bless you with the blessing of obedience to God's laws.

(Teacher note: You can bless the students at the end of the class with this blessing as a whole group or individually.)

Games and Activities Teacher Instructions

For each of the lessons one of the games has been suggested to re-enforce the theme of the lesson. We have used the following games in a variety of ways. You can use the game suggested or choose another which fits your students and your time frame.

A list of general games that can be used for any/all lessons is included on page 193.

10 COMMANDMENTS GAME

Have the students write the commandment to match the letters worksheet on page 200 for review.

ATTRIBUTES OF GOD

This week have the students paste or tape in the definitions to match the Hebrew letters using the worksheet on page 206.

SKITS

It is always fun to have kids “act out” a part of the day’s teaching that has a lot of action in it. “Props” for skits can be purchased at garage sales, 2nd hand stores or friends who may be cleaning out their children’s closets. Items like stuffed animals, robes, crowns, walking sticks, etc. are fun to have on hand.

You can read the part of the story as the children act it out – OR - you can write a simple dialogue that the children can read and act out.

Teacher's Lesson Flow:
Judges (Shoftim) שופטים
Deuteronomy 16:18-21:9 ~ Isaiah 51:12-52:12 ~ Acts 10-12

Life Verse Practice: Isaiah 52:7 (NKJV)

⁷How beautiful upon the mountains Are the feet of him who brings good news,
Who proclaims peace, Who brings glad tidings of good things,
Who proclaims salvation, Who says to Zion, "Your God reigns!"

5.

Reinforcing the WORD to Build "Banah" lives

- a. Quickly review Prayer and Praise Words to Thank YHVH God.
- b. Review Life Verse: Isaiah 52:7.
- c. Review Hebrew letters and vocabulary.
- d. How was God protecting the king and the people with the rules?
- e. What did the LORD want the king to do with the law?
- f. Who do you think is the promised prophet/king?
- g. Why should we pray for believers who are in trouble?

4.

New Testament
"B'rit Chadashah"

- a. The Story of Peter
- b. and those who prayed for him - Acts 12:1-18

Remember
what YHVH
God has done;
HE keeps HIS
Promises!

1. **Start Here**

PRAISE "Hallel"

- a. Practice Prayer and Praise Words to the Lord Including the Fruit of the Spirit Definition and Hebrew Praise Word.
- b. Life Verse Practice
- c. Hebrew Writing Practice
- d. Read Story

3.

Prophets/Writings "Haftarah"

- a. Isaiah's clues about who God would send
- Isaiah 51:4-5; 52:6-7
- b. Promise of the Gentiles coming to the light
- Isaiah 60:3

Children's work pages begin here!

2.

God's Teachings / "Torah"

- a. The call for a future King
-Deuteronomy 17:14
- b. What to look for in a King
-Deuteronomy 17:14-17
- c. How the King should act
-Deuteronomy 17:18-20
- d. The promise of a prophet
-Deuteronomy 18:18

Teacher's Special Instructions

We start with a lesson on the Hebrew language. We will both write and speak Hebrew.

We do this for two reasons:

- 1) All students are at the same level in learning a new language, and they enjoy it.
- 2) It gives the students a chance to learn biblical truths embedded in the original language of the Hebrew Scriptures (Old Testament). Start by pointing out they are used to reading from left to right, but Hebrew reads from right to left. They also will need to write Hebrew from right to left.

Materials and Vocabulary:

- a. White board, black board or large easel and paper
- b. Markers
- c. Handouts or writing paper for the students
- d. Pens or pencils for the students
- e. The words used on their Hebrew writing pages are all words that are related to each individual lesson. Generally, a Hebrew word is chosen from the lesson and emphasized each week, both to teach character and increase understanding of the concepts being taught. New words will be in the box on the upper right of this page. Various names of God will also be taught in Hebrew.

New Hebrew words transliterated

Shoftim (Judges)

SHEMA (Hear and Do)

Yeshua (Salvation)

Preparation:

- a. Choose 2 or 3 Hebrew words from the Hebrew writing page(s). On the board, write the words in English and in the transliterated form given in the left column of the Hebrew writing page(s).
- b. Leave space to write the word in Hebrew.
- c. Explain that the letters they see on the page are written in book print like they might see on a sign, or that they would print themselves.

Procedure:

- a. Demonstrate the writing procedure of two or three Hebrew words on the board. Have the students follow your directions on their work pages. Be sure to point out the special features of each letter.
- b. Then have the students try a few words on their own, or complete the rest of the page. The ability to finish the whole exercise will depend on how much time you have. (2 to 5 minutes time is needed to finish the page.)

Israeli street sign



Games/Activities: Normally games are played after children's work pages are complete.

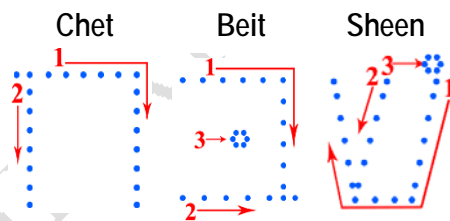
Prayer and Praise Words

(Thank you ...Bless you...)

GENTLENESS: Thank you, Yeshua that I can show tenderness to those around me because You taught me how with Your life!

1. Let's thank God for one thing He has blessed you with this week.
- Whisper a Thank you to the Holy Spirit for giving you GENTLENESS to others just like YESHUA is gentle and tender to you.
- Shout a Thank you to the Holy Spirit for giving you GENTLENESS like YESHUA.

PRAISE is a way to THANK GOD for HIS Goodness to us and others.



Praise word: Shabach

EXPRESS to Shout

Shabach means "to shout, to address in loud tone, to command, to triumph"

Psalms 145:4 (NKJV)

One generation shall praise Your works to another, and shall declare Your mighty acts.

Life Verse Practice: Isaiah 52:7 (NKJV)

⁷ How beautiful upon the mountains Are the feet of him who brings good news, Who proclaims peace, Who brings glad tidings of good things,
Who proclaims salvation, Who says to Zion, "Your God reigns!"

Shoftim ~ Judges שופטים

Deuteronomy 16:18 ~ Isaiah 51:12-52:12 ~ Acts 10-12

Does your mom sometimes know what you are going to do even before you do it?

Just before the Israelites went in to possess the land God was giving them, God told them what they would ask for – BEFORE they ever asked! God said, You will want a king over you like all the other nations have! And God told them how to have a good



king. He said, Have only the king I choose for you – one who is from your brethren. Your king is not to have lots of horses, and he must not make the people return to Egypt for even more horses. Also he must not have lots of wives or his heart could turn away from God. He must not have lots of silver and gold

for

these rules? Why do you think God told the king not to do these things?

Then the LORD told him what he **SHOULD DO**, saying,

The king shall write for himself a copy of this law in a book, and it shall be with him, and he shall read it all the days of his life, so he will learn to fear – honor – the LORD his God and be careful to observe all the words of this law and these statutes. (Deuteronomy 17:14-20)

What did the LORD want the king to do with the law?

And then Moses told them something that God would do saying, The LORD your God will raise up for you a prophet like me. God was going to send someone like Moses to lead His people. He would come from the Jewish people and the people are to hear him – you know – shemah – hear and obey! God said He will put His very own words in this prophet's mouth, and He shall speak them all that I command Him. (Deuteronomy 18:15-18) Who do you think this could be?

Isaiah gives us some big clues about who God would send. Listen to these clues and see if you know who is being described: (clue #1) Listen to Me, My people; and give ear to Me, ...For law will proceed from Me, and I will make My justice rest as a light to the peoples. My righteousness is near, My **salvation** has gone forth... (Isaiah 51:4,5a)

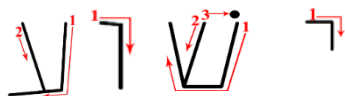
(clue #2) Therefore My people shall know **My name**; therefore they shall know in that day that I am He who speaks; behold, it is I. How beautiful upon the mountains are the feet of him who brings **good news**, who proclaims peace, who brings glad tidings of good things, who **proclaims salvation**.... (Isaiah 52:6,7)

(clue #3) The Gentiles shall come to your light, and kings to the brightness of your rising. (Isaiah 60:3) Who do you think these verses are describing?



Do you know that the name Yeshua means salvation?

In Hebrew letters, the name Yeshua is spelled



(ayin, vav, sheen, yood).

If you take the meaning of each letter, you could get this sentence:

Understand, the hand with the nail, will destroy that which would destroy you! Understand the hand with the nail will bring **salvation**.



In the book of Acts, Peter was a captive – put in prison by king Herod. King Herod was harassing the church. Herod didn't want Peter to escape, so he put him in chains with 4 squads of soldiers to keep him in prison! But ***constant prayer*** was offered to God for Peter by the church. Suddenly an angel of the Lord stood by him, and a light shown in the prison; and he struck Peter on the side and raised him up saying, Arise quickly! And Peter's chains fell off! The angel told Peter to get dressed

and follow him. Peter thought he was dreaming, but the angel was real. Peter and the angel walked right past the guards, and Peter ended up at a house where people were praying. When Peter went into the house, **the people were astonished!** Peter told them how the Lord had brought him out of prison!



He was no longer a captive! He had been set free! (Acts 12:1-18)

Why should we be praying for believers who are in trouble?

Yeshua sets the captives free from what would destroy them.

Yeshua is salvation.

Remember what YHVH God has done; HE keeps HIS Promises!

Hebrew/English	 Write and read Hebrew from right to left.  Start here					
Shoftim (Judges)	Final Mem	Yood	Tet	Fey	Vav	Sheen
Practice Writing						
Shema (Hear and Do)	Ayin Mem Sheen					
Practice Writing						
Yeshua (Salvation) Jesus	Ayin Vav Sheen Yood					
Practice Writing						



The LORD God told
the people of Israel
what they would ask for.

TORAH (God's Instructions/Laws)
Deuteronomy 17:14 (NKJV)

¹⁴ "When you come to the land which
the LORD your God is giving you, and possess
it and dwell in it, and say,

'I will set a king over me like all the nations
that *are* around me,'

Underline answer:

1. What did the LORD God say the people of Israel would ask for?
2. What 4 rules did the LORD God give Israel to protect the king and people?

TORAH (God's Instructions/Laws) Deuteronomy 17:15-17(NKJV)

¹⁵ you shall surely set a king over you whom the LORD your God chooses;


one from among your brethren you shall set as king over you;
you may not set a foreigner over you, who *is* not your brother.

¹⁶ But he shall not multiply horses for himself, nor cause the people to return to Egypt
to multiply horses, for the LORD has said to you, 'You shall not return that way again.'

¹⁷ Neither shall he multiply wives for himself, lest his heart turn away;
nor shall he greatly multiply silver and gold for himself.

Why do you think the LORD God told the king these rules?

????



What did the LORD God want the king of Israel to do with the law?



TORAH (God's Instructions/Laws) Deuteronomy 17:18-20 (NKJV)

¹⁸ "Also it shall be, when he sits on the throne of his kingdom, that he shall write for himself a copy of this law in a book, from the one before the priests, the Levites.

¹⁹ And it shall be with him, and he shall read it all the days of his life, that he may learn to fear the LORD his God and be careful to observe all the words of this law and these statutes,

²⁰ that his heart may not be lifted above his brethren, that he may not turn aside from the commandment *to* the right hand or *to* the left, and that he may prolong *his* days in his kingdom, he and his children in the midst of Israel.

Cross out what is not true and not in the scripture above:

- ✓ Write a copy of the law in a book for himself
- ✓ Do whatever he pleases
- ✓ The book of the law should be with him and he should read in it all the his days
- ✓ Make sure others follow the law even if he does not
- ✓ Learn to fear the LORD his God
- ✓ Be careful to observe all the words of the law and statutes
- ✓ Be afraid of others and do what they say

TORAH (God's Instruction/Laws)

Deuteronomy 18:15-18 (NKJV)

¹⁵ "The LORD your God will raise up for you a Prophet like me from your midst, from your brethren.

Him you shall hear, ¹⁶ according to all you desired of the LORD your God in Horeb in the day of the assembly, saying, 'Let me not hear again the voice of the LORD my God, nor let me see this great fire anymore, lest I die.'

¹⁷ "And the LORD said to me: 'What they have spoken is good.

¹⁸ I will raise up for them a Prophet like you from among their brethren, and will put My words in His mouth, and He shall speak to them all that I command Him.

Who do you think this person could be? _____



Isaiah's Clues about who the LORD God would send:

#1 HAFTARAH (Prophets/Writings) Isaiah 51:4-5 (NKJV)

⁴ "Listen to Me, My people; And give ear to Me, O My nation: For law will proceed from Me, And I will make My justice rest As a light of the peoples.

⁵ My righteousness *is* near, My salvation has gone forth, And My arms will judge the peoples; The coastlands will wait upon Me, And on My arm they will trust.

#2 HAFTARAH (Prophets/Writings) Isaiah 52:6-7 (NKJV)

⁶ Therefore My people shall know My name; Therefore *they shall know* in that day That I *am* He who speaks: 'Behold, *it is I.*'"

⁷ How beautiful upon the mountains Are the feet of him who brings good news, Who proclaims peace, Who brings glad tidings of good *things*, Who proclaims salvation, Who says to Zion, "Your God reigns!"

#3 HAFTARAH (Prophets/Writings) Isaiah 60:3 (NKJV)

³ The Gentiles shall come to your light, And kings to the brightness of your rising.

Who do you think this person could be? _____

Do you know that the name Yeshua means salvation?

Understand, the hand with the nail,
will destroy that which would destroy you!
Understand the hand with the nail will bring salvation


Hebrew/English	Read Hebrew Letter and Write from right to left				Start Here
Yeshua/Salvation (Jesus)		Ayin	Vav	Sheen	Yood
Hebrew Writing Practice					

Act out the story of Peter in Acts 12:18



Acts 12:1-5

Peter a captive
in king Herod's prison.
Constant Prayer to God
by the disciples for Peter.




Why should we be praying for believers who are in trouble?

Yeshua sets the captives free from what would destroy them.

Yeshua is salvation.

What would you do for a friend or family member that believed in Yeshua (Jesus) and that needed help?


Would you pray and ask Yeshua to help them? Yes or No



Life Verse Practice: Isaiah 52:7 (NKJV)

⁷How beautiful upon the mountains Are the feet of him who _____ news,
Who proclaims _____, Who brings _____ tidings of _____ things,
Who _____, Who says to Zion, "Your _____!"

reigns God salvation proclaims good glad peace good brings



Could you remind them about God's awesome plan to love, care and help them through Yeshua (Jesus)?

Barook (Blessing):

May Yeshua bless you with trust in HIM.

Teacher note: You can bless the students at the end of the class with this blessing as a whole group or individually.)

Games and Activities Teacher Instructions

For each of the lessons one of the games has been suggested to re-enforce the theme of the lesson. We have used the following games in a variety of ways. You can use the game suggested or choose another which fits your students and your time frame.

A list of general games that can be used for any/all lessons is included on page 193.

10 COMMANDMENTS GAME

Use the 10 Commandments Scramble Game on page 203 for review.

ALEPH BET VIDEO

If you have access to El Shaddai's website you can use the ALEPH BET video for review.

ATTRIBUTES OF GOD

Using the "Find the Hebrew Letters worksheet on page 207 Have them write the name in Hebrew which matches the definition.

EACH ONE WRITE ONE

1. Form teams.
2. Have each team member write a question about the lesson on a 3x5 card or piece of paper. (Older children can assist younger children on their team who may need help with this.)
3. Pass all the questions in. The teacher reads one team's questions to the other team – one member at a time answers the question.
4. 1,000 points is awarded for each correct answer.
5. The first team to have 10,000 points wins!

Teacher's Lesson Flow: When You Go Forth (Ki Tetze) כִּי תֵצֵא
Deuteronomy. 21:10-25:19 ~ Isaiah. 54:1-10 ~ Acts 13-15

Life Verse Practice: Acts 13:38-39 (NKJV)

³⁸ Therefore let it be known to you, brethren, that through this Man is preached to you the forgiveness of sins; ³⁹ and by Him everyone who believes is justified from all things from which you could not be justified by the law of Moses.

5.

Reinforcing the WORD to Build "Banah" lives

- a. Prayer and Praise Words to Thank YHVH God.
- b. Review Life Verse: Acts 13:38-39.
- c. Review Hebrew letters and vocabulary.
- d. How is God showing His kind heart by teaching us to return things, care for things and by being who he made us to be?
- e. Who is the door of kindness?
- f. How does Yeshua/Jesus show us kindness when he saves us?
- g. Who can we show kindness to this week?
- h.

4.

New Testament
"B'rit Chadashah"

- a. Paul's message about God's kindness
– Acts 13:13-39
- b. Jesus is the door to salvation
(God's Kindness to us)
– Acts 10:7-9

**The
kindness of
God and the
door of
Salvation**

1.

PRAISE "Hallel"

Start Here

- a. Practice Prayer and Praise Words to the Lord Including the Fruit of the Spirit Definition and Hebrew Praise Word.
- b. Life Verse Practice
- c. Hebrew Writing Practice
- d. Read Story

3.

Prophets/Writings "Haftarah"

- a. God's encouraging words
– Isaiah 54:1-5
- b. God's mercy to Israel
– Isaiah 54:7,8,10

Children's work pages begin here!

2.

God's Teachings / "Torah"

- a. Instructions about care for animals
– Deuteronomy 22:1-7
- b. Be what God made you to be
– Deuteronomy 22:5
- c. Instructions for lost things
– Deuteronomy 22:3

Teacher's Special Instructions

We start with a lesson on the Hebrew language. We will both write and speak Hebrew.

We do this for two reasons:

- 1) All students are at the same level in learning a new language, and they enjoy it.
- 2) It gives the students a chance to learn biblical truths embedded in the original language of the Hebrew Scriptures (Old Testament). Start by pointing out they are used to reading from left to right, but Hebrew reads from right to left. They also will need to write Hebrew from right to left.

Materials and Vocabulary:

- a. White board, black board or large easel and paper
- b. Markers
- c. Handouts or writing paper for the students
- d. Pens or pencils for the students
- e. The words used on their Hebrew writing pages are all words that are related to each individual lesson. Generally, a Hebrew word is chosen from the lesson and emphasized each week, both to teach character and increase understanding of the concepts being taught. New words will be in the box on the upper right of this page. Various names of God will also be taught in Hebrew.

New Hebrew words transliterated

Ki Tetze (When you go forth)

Kchsed (Kindness)

Abedah (Lost)

Preparation:

- a. Choose 2 or 3 Hebrew words from the Hebrew writing page(s). On the board, write the words in English and in the transliterated form given in the left column of the Hebrew writing page(s).
- b. Leave space to write the word in Hebrew.
- c. Explain that the letters they see on the page are written in book print like they might see on a sign, or that they would print themselves.

Procedure:

- a. Demonstrate the writing procedure of two or three Hebrew words on the board. Have the students follow your directions on their work pages. Be sure to point out the special features of each letter. Be sure to write from right to Left.
- b. Then have the students try a few words on their own, or complete the rest of the page. The ability to finish the whole exercise will depend on how much time you have. (2 to 5 minutes time is needed to finish the page.)

Israeli street sign



Games/Activities: Normally games are played after children's work pages are complete.

General game instructions are on page 193.

Prayer and Praise Words

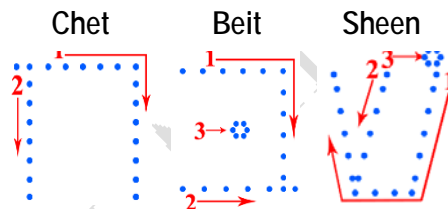
(Thank you ...Bless you...)

Self-Control: Thank you, Lord for your gift of **self-control** that **strengthens** me **to do what is right and good!**

1. Let's thank God for one thing He has blessed you with this week.

Write your thank you here: _____

PRAISE is a way to THANK GOD for HIS Goodness to us and others.



Praise word: Shabach

EXPRESS Confidence in God's Ability

Shabach means: "to shout, to address in a loud tone, to command, to triumph"

Psalms 145:4 (NKJV)

One generation shall praise Your works to another,
And shall declare Your mighty acts.

Life Verse Practice: Acts 13:38-39 (NKJV)

³⁸ Therefore let it be known to you, brethren, that through this Man is preached to you the forgiveness of sins; ³⁹ and by Him everyone who believes is justified from all things from which you could not be justified by the law of Moses.

Ki Tetze ~When You Go Forth ~ כי תצא
Deuteronomy. 21:10-25:19 ~ Isaiah. 54:1-10 ~ Acts 13-15




Have you ever gone somewhere with your family and gotten separated from them? You looked up, and they weren't there? Quickly you looked around, but you couldn't see them anywhere. You called-, and no one answered. Then that terrible feeling hit you – you were lost!! That's a scary feeling.

God cares about people that are lost, and God cares about animals that are lost. Here is what God says to do: If you see your friend's animal out wandering around away from his home, get the animal and take him home. And if you don't know whose animal it is then you should take it to your house and care for it until the owner comes looking for it. Then you will give it back to him even if you have cared for the animal for a long time. If you see a sick animal, help it. If you see a bird's nest on the ground or in a tree with baby birds or little bird's eggs in it, and the mother bird is sitting on them, you must not take the mother with the babies. You should let the mother go and only take the young with you. When you do this, the Bible says that it will go well with you and that your days will be prolonged. (Deut.22:1-7)



God added something else too; He said don't steal someone else's identity by having a woman dress like a man or a man dress like a woman. God does not like this. He wants you to be who He made you. (Deut. 22:5)



If someone loses their clothes or their wallet or some money or jewelry or anything – you should do the same thing. If you find it, try to find the owner and give it back to them. Don't pretend that it's yours.

So, return what is not yours, help when you can, be kind even to little birds, and be who God made you.

Can you say how God is showing His kind heart by teaching us to return things, care for things and by being who He made us?



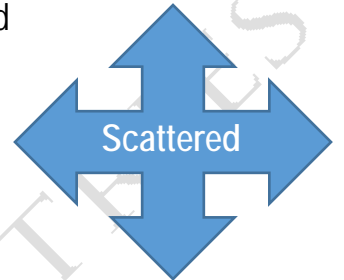


The prophet Isaiah also showed us God's kind heart. He reminded women who were sad because they weren't married or because they didn't have children, that God Himself, their Maker, is their husband! – Wow! How do you think this kindness encouraged their hearts?

And what about Israel? God had to discipline Israel, and they were scattered all over the world for many years. But listen and see if you can find the kindness of God in His Words to Israel:....With great mercies I will gather you, says the LORD your Redeemer. For the mountains shall depart and the hills be removed, but My kindness

Shall not depart from you...says the LORD who has mercy on you. Do you know when God gathered His people back to their land? How did this show kindness?

(Isa 54:7b,8b,10)



From the book of Acts in our Torah portion, count more ways God has shown His kindness to His people. While in the synagogue one day, Paul stood up proclaiming, Men of Israel and you who fear God, - God chose our fathers and exalted the people when they were in Egypt, then He brought them out of Egypt with an uplifted arm. He destroyed 7 nations in the land of Canaan to give them their own land. He raised up king David for them – a man after God's own heart to lead them. And from David's family God raised up for Israel

a Savior, Yeshua!!

How many more kind ways did you count?

In Hebrew the word for kindness is:  (kchsed) (dalet, samech, khet)

Taking the meaning of each Hebrew letter, these letters say - Kindness is being surrounded and supported by the One who is the Door.

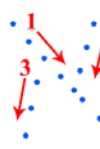

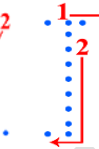
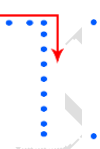


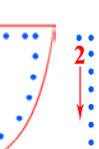

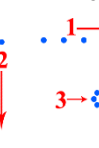

Do you know the One who is the Door? Listen to Yeshua's words. He said, I am the door. If anyone enters by Me, he will be saved.

How is Yeshua showing kindness when He saves you?

Who can you show kindness to this week?



The kindness of God and the door of Salvation

Hebrew /English	<div style="display: flex; justify-content: space-between; align-items: center;"> ← Write and read Hebrew from right to left ← Start here </div>
Ki Tetze (When you go forth)	<div style="display: flex; justify-content: space-around; align-items: flex-start;"> <div style="text-align: center;"> Aleph  </div> <div style="text-align: center;"> Tsade  </div> <div style="text-align: center;"> Tav  </div> <div style="text-align: center;"> Khaf  </div> </div>
Practice Writing	
Kchsed (Kindness)	<div style="display: flex; justify-content: space-around; align-items: flex-start;"> <div style="text-align: center;"> Dalet  </div> <div style="text-align: center;"> Samech  </div> <div style="text-align: center;"> Chet  </div> </div>
Practice Writing	
Abedah (Lost)	<div style="display: flex; justify-content: space-around; align-items: flex-start;"> <div style="text-align: center;"> Dalet  </div> <div style="text-align: center;"> Beit  </div> <div style="text-align: center;"> Aleph  </div> </div>
Practice Writing	

TORAH (God's Instructions/Laws) Deuteronomy 22:1-7, (NKJV)



God cares about
people that are lost, and
God cares about animals
that are lost.

1. Circle what you are to do with lost animals below.

Take lost animals home.
Ignore them until they go away.
Take care of the animal.

Then give it back when the
owner comes looking for it.

Deuteronomy 22:5

God added something else too; He said
don't steal
someone else's identity



God does not like this.
He wants you to be who He made you.

2. Underline what else you should do.

If you see a sick animal, help
it.



If you see a bird's nest
you must not take the mother with the babies.

Deuteronomy 22:6-7

Deuteronomy 22:3

Return what is not yours,
help when you can,
be kind even to little birds,
and be who God made you to be.

3. Can you say how God is showing
His kind heart by teaching
us to return things, care for things
and by being who He made us?

YES OR NO

Haftarah (Prophets/Writings) Isaiah 54:1-5

Not
Married



No Children

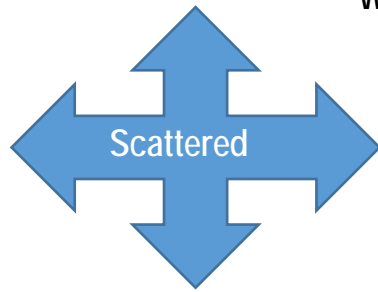
God Himself, their Maker,
is their husband!

Haftarah (Prophets/Writings) Isaiah 54:7,8,10

With great mercies I will gather you, says the LORD
your Redeemer.
For the mountains shall depart
and the hills be removed,
but My kindness
Shall not depart from you...
says the LORD who has mercy on you.

2. When did God gather
His people back to their land?





What about Israel?

The kindness
of God
in His Words
to Israel



1. Read Isaiah 54:7-8 and tell your classmate how God showed kindness?



Isaiah 54:7-8 (CJB)

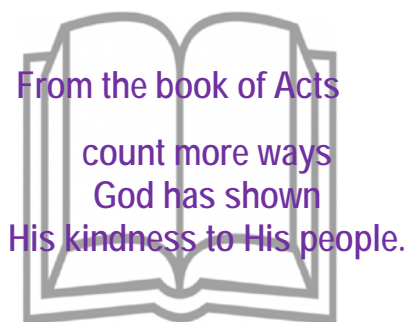
⁷ "Briefly I abandoned you, but with great compassion I am taking you back.

⁸ I was angry for a moment and hid my face from you; but with everlasting grace I will have compassion on you," says *ADONAI* your Redeemer.

God gave the land of Canaan (Israel) to Abraham, to Isaac, to Jacob (Israel) and returned the Jewish people to Israel.

2. Pray for Israel and their neighbors; Egypt, Jordan, Syria, Lebanon, Gaza to be kind to each other.

BRIT CHADASHAH (New Testament) ~ Acts 13:16-19 (NKJV)



2. How many more
kind ways did you count?
- _____

¹⁶ Then Paul stood up, and motioning with *his* hand said,
“Men of Israel, and you who fear God, listen:

¹⁷ The God of this people Israel chose our fathers, and exalted the people when they dwelt as strangers in the land of Egypt, and with an uplifted arm He brought them out of it. ¹⁸ Now for a time of about forty years He put up with their ways in the wilderness.

¹⁹ And when He had destroyed seven nations in the land of Canaan, He distributed their land to them by allotment.

BRIT CHADASHAH (New Testament) ~ Acts 13:22-23 (NKJV)

²² And when He had removed him,
He raised up for them David as king, to whom also He gave testimony and said, ‘I have found David the *son* of Jesse, a man after My *own* heart, who will do all My will.’

²³ From this man’s seed, according to *the* promise, God raised up for Israel a Savior—Jesus—



1. Find the purple kindnesses in the scripture and circle them.

➤ And from David’s family God raised up for Israel a Savior, Yeshua!!

➤ He raised up king David for them – a man after God’s own heart to lead them.



Kindness is being surrounded
and supported by the One
who is the Door.

Kchsed = Kindness

ד ס ח

Dalet Samech Chet

John 10:9 (NKJV)

⁹ I am the door.
If anyone enters by Me, he will be saved,
and will go in and out and find pasture.

2. Who is the one
that is the Door?

Acts 13:38-39 (ESV)

³⁸ Let it be known to you therefore, brothers,
that through this man (Yeshua)
forgiveness of sins is proclaimed to you,
³⁹ and by him everyone who believes is freed
from everything from which you
could not be freed by the law of Moses.

3. Who can you show kindness to this week?

In your family _____

Among your friends _____

Someone at El Shaddai _____

Barook (Blessing)

May Yeshua bless you with the ability to go out and make disciples for Him.

(Teacher note: You can bless the students at the end of the class with this blessing as a whole group or individually.)

Games and Activities Teacher Instructions

For each of the lessons one of the games has been suggested to re-enforce the theme of the lesson. We have used the following games in a variety of ways. You can use the game suggested or choose another which fits your students and your time frame.

A list of general games that can be used for any/all lessons is included on page 193.

10 Commandments

Divide the students into teams and have them complete the 10 commandment scramble game using pages 203 and 204. The team which finishes them correctly wins.

ATTRIBUTES OF GOD

Use the “find the Transliteration worksheet on page 208 to review the attributes of God.

TIC TACK TOE

1. Compile a list of questions covering information you that the children have learned in the lesson.
2. Organize teams. If you have a large number of children, you can have several Tic Tack Toe grids being played at once. If possible keep the teams small in number - 3 to 4 children on a team gives each one more opportunity to answer a question and choose a box to put their X or O in the box.
3. Have large Tic Tack Toe grids on the board or large paper at front of room.
4. Alternate questions by team.
5. If correct answer is given the child answering puts an X or an O in the box they choose until one team has 3 of the same letter in a row and wins.

Teacher's Lesson Flow:

When You Come (Ki Tavo) כִּי תָבוֹא

Deuteronomy 26:1-29:8 ~ Isaiah 60:1-22 ~ Acts 16-18 ~ John 8:12

Life Verse Practice: John 8:12 (NKJV)

Then Jesus spoke to them again, saying, "I am the light of the world. He who follows Me shall not walk in darkness, but have the light of life."

5.

Reinforcing the WORD to Build "Banah" lives

- Quickly review Prayer and Praise Words to Thank YHVH God.
- Review Life Verse: John 8:12.
- Review Hebrew letters and vocabulary.
- What do you learn about God by looking at the things He asks you to do?
- Why does God have consequences for disobedience?
- Who was the light that Isaiah said that God was sending through His people that the Gentiles would come to?
- Can you think of someone who needs the light of Yeshua and tell them about Yeshua's love for them?

Start Here

1.

PRAISE "Hallel"

- Practice Prayer and Praise Words to the Lord Including the Fruit of the Spirit Definition and Hebrew Praise Word.
- Life Verse Practice
- Hebrew Writing Practice
- Read Story

Blessing
of Obedience
Or
Cursing
of
Disobedience

4.

New Testament "B'rit Chadashah"

- The promised light (Yeshua)
-John 8:12
- Paul and Timothy
-Acts 16:4-5, 13-14, 23-34

3.

Prophets/Writings "Haftarah"

- God's promises
- Isaiah 60:1-3, 15

Children's work pages begin here!

2.

God's Teachings / "Torah"

- God as Father of Israel told of blessings if they obey -Deut. 26:16-19
- What God wanted Israel to do
-Deuteronomy 26:11,12; 27:1
- The blessings for obedience - Deut. 26:19; 27:3; 28:2, 4-6, 8, 11-13
- But if they disobeyed curses-Deut. 28:16, 20-22,42

Teacher's Special Instructions

We start with a lesson on the Hebrew language. We will both write and speak Hebrew.

We do this for two reasons:

- 1) All students are at the same level in learning a new language, and they enjoy it.
- 2) It gives the students a chance to learn biblical truths embedded in the original language of the Hebrew Scriptures (Old Testament). Start by pointing out they are used to reading from left to right, but Hebrew reads from right to left. They also will need to write Hebrew from right to left.

New Hebrew words transliterated

Ki Tavo (When You Come)

Orh (Light)

Barach (Blessed)

Materials and Vocabulary:

- a. White board, black board or large easel and paper
- b. Markers
- c. Handouts or writing paper for the students
- d. Pens or pencils for the students
- e. The words used on their Hebrew writing pages are all words that are related to each individual lesson. Generally, a Hebrew word is chosen from the lesson and emphasized each week, both to teach character and increase understanding of the concepts being taught. New words will be in the box on the upper right of this page. Various names of God will also be taught in Hebrew.

Preparation:

- a. Choose 2 or 3 Hebrew words from the Hebrew writing page(s). On the board, write the words in English and in the transliterated form given in the left column of the Hebrew writing page(s).
- b. Leave space to write the word in Hebrew.
- c. Explain that the letters they see on the page are written in book print like they might see on a sign, or that they would print themselves.

Procedure:

- a. Demonstrate the writing procedure of two or three Hebrew words on the board. Have the students follow your directions on their work pages. Be sure to point out the special features of each letter.
- b. Then have the students try a few words on their own, or complete the rest of the page. The ability to finish the whole exercise will depend on how much time you have. (2 to 5 minutes time is needed to finish the page.)

Israeli street sign



Games/Activities: Normally games are played after children's work pages are complete.

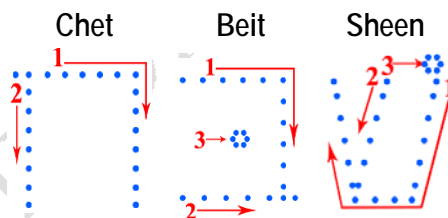

Prayer and Praise Words

(Thank you ...Bless you...)

GOODNESS: Thank you, Lord that the truth of Your Word in my heart helps me to be pure as Your Holy Spirit guards me.

1. Let's thank God for one thing He has blessed you with this week.
- Whisper a Thank you to the Holy Spirit for giving you GOODNESS that the truth of God's WORD in your heart helps you to be pure and the Holy Spirit guards you!
 - Shout a Thank you to the Holy Spirit for giving you GOODNESS like YESHUA(JESUS)!

PRAISE is a way to THANK GOD for HIS Goodness to us and others.



Praise word: Shabach

EXPRESS to Shout

Shabach means "to shout, to address in loud tone, to command, to triumph"

Psalm 145:4 (NKJV)

One generation shall praise Your works to another, and shall declare Your mighty acts.

Life Verse Practice: John 8:12 (NKJV)

Then Jesus spoke to them again, saying, "I am the light of the world. He who follows Me shall not walk in darkness, but have the light of life."

Ki Tavo ~ When You Come In ~ כי תבוא

Deuteronomy 26:1-29:8 ~ Isaiah 60:1-23 ~ Acts 16-18



Obedience brings blessing, and disobedience brings unpleasant or even hard consequences. You know how much your parents love you and want to bless you with good things. When you choose to show your love and respect for them by obeying, your choice will bring blessing. But if you choose to disobey, punishment (consequences) can replace blessing. Did you notice how it is your choice to obey or disobey?

God is our Father and He spoke to His children in Israel just before they entered the land He had promised to give them. God told them all the blessings they would have **IF they chose** to obey Him. The Lord wanted them to do these things:

1. Obey all His Commandments (Deuteronomy 27:1)
2. Rejoice in **all** the Lord has given you – attitude matters! (Deuteronomy 26:11)
3. Give to and share with the Levites, the fatherless, the stranger and the widow. (Deuteronomy 26:12)



What do you learn about God by looking at the things He asks you to do?

Listen to the blessings that would come with obedience to God: Can you pick out 3 that you think are the best?

God said, Your land will flow with milk and honey (Deuteronomy 27:3). You will be set high above all nations (Deuteronomy 26:19). You will be a **holy people set apart for the LORD** (Deuteronomy 26:19). **Blessings will overtake** you (Deuteronomy 28:2). Your children and food will be blessed (Deuteronomy 28:4,5). You will be blessed when you come in and when you go out (Deuteronomy 28:6). Your enemies will be defeated (Deuteronomy 28:7). Your work will be blessed (Deuteronomy 28:8).



God will bless you with **plenty of everything** (Deuteronomy 28:11). You will be blessed with rain and have enough money to lend out Deuteronomy 28:12. God will make you the head and not the tail Deuteronomy 28:13 – **IF YOU OBEY HIS COMMANDMENTS!!!**


But God also told His children, if you choose to disobey, the opposite of blessing will happen. The opposite of blessing is cursing.

And He said, curses will overtake you Deuteronomy 28:15. You will have trouble in the country and in the city and trouble with your children and animals – 28:16.

You will have confusion and scolding, destruction and sickness (Deuteronomy 28:20-22). There will be no rain in your land, and locusts will eat your trees. (Deuteronomy 28:42) And your enemies will defeat you! OH, NO!!!




Why do you think God has consequences for disobedience? Can you find the love in the consequences?



Even though God's children did disobey Him and suffer the consequences, Isaiah the prophet tells them of the good to come. He said, God is sending the LORD to arise over them, and the Gentiles will see the glory of the LORD upon them. And the Gentiles will come to the light they see. (Isaiah 60:1-3)

Isaiah continues to tell them that even though they were hated and forsaken, God would make them an **eternal excellence and a joy!** (Isaiah 6:15) And the LORD will be to them everlasting light.

The sad days will end. Your people shall be righteous and inherit the land. And when all this begins to happen the LORD will hasten it – speed up the time it takes to happen. (Isaiah 60 22b) How do you see the goodness of God in Isaiah's words?



What was the light that God was sending through His people that the Gentiles would come to? Yeshua answers that question. He said, **I am the Light of the world.** He who follows Me shall not walk in darkness, but have the light of life. (Jn. 8:12)

In Hebrew the word for light is (ohr)  (reysh, vav, aleph)


Taking the Hebrew meanings of each of the letters, the word means God, the Man, is the head. He is the Light.



In the book of Acts, the apostle Paul was on a missionary trip to take the Light of the world to Gentiles in the nation of Turkey. Some people there had accepted Yeshua as their Savior and were strengthened by keeping God's ways, and they grew in number daily. (Acts 16:4,5)

On Shabbat, Paul, Timothy and Silas who were traveling together, talked with people about the Lord as they sat by the river. A lady named Lydia was sitting by the river and listened to what they had to say. As they spoke of the Lord, He opened Lydia's heart, and she accepted the Lord as her Savior. (Acts 16:13-14)

Then Paul and Silas were put in jail because they were telling people about Yeshau. Even though in prison, Paul and Silas prayed and sang hymns to God, and suddenly, a **great earthquake** shook everything – the prison doors opened and the prisoners' chains fell off!! (Acts 16:20-24)





The keeper of the prison was trembling and asked Paul and Silas, What must I do to be saved? They responded, Believe on the LORD Yeshua the Messiah , and you will be saved, you and your household...And immediately he and all his family were baptized.

The Jews, Paul, Silas and Timothy, were taking the light of Yeshua to the Gentiles – just as God’s word said.

Can you remember what country Paul, Silas and Timothy were in?

Can you think of someone who needs the Light of Yeshua and tell them about Yeshua’s love for them?



Blessings of Obedience or Cursing of Disobedience

Hebrew/English	<div> <div>← Write and read Hebrew from right to left.</div> <div>← Start here</div> </div>
Ki Tavo (When you come in)	<div> <div>Aleph</div> <div>Vav</div> <div>Vet</div> <div>Tav</div> <div>Yood</div> <div>Caaf</div> </div>
Practice Writing	
Orh (Light)	<div> <div>Reyesh</div> <div>Vav</div> <div>Aleph</div> </div>
Practice Writing	
Barach (Blessed)	<div> <div>Final Khaf</div> <div>Reysh</div> <div>Beit</div> </div>
Practice Writing	

Obedience brings blessing - Disobedience brings cursing



Which one do you choose to show each day?

Israel was told the blessings if they chose to obey the LORD God.



TORAH (God's Teachings/Law) Deuteronomy 26:16-19 (NKJV)

¹⁶ "This day the LORD your God commands you to observe these statutes and judgments; therefore you shall be careful to observe them with all your heart and with all your soul.

¹⁷ Today you have proclaimed the LORD to be your God, and that you will walk in His ways and keep His statutes, His commandments, and His judgments, and that you will obey His voice.

¹⁸ Also today the LORD has proclaimed you to be His special people, just as He promised you, that you should keep all His commandments,

¹⁹ and that He will set you high above all nations which He has made, in praise, in name, and in honor, and that you may be a holy people to the LORD your God, just as He has spoken."

WOW GOD! What SUPER BLESSINGS!



1. Have you told the LORD that HE is your GOD today?
YES or NO
2. Have you said HIS commandments are HIS Voice to you?
YES or NO
3. Do You choose to obey HIS commandments with your thoughts, attitudes, words, and actions?
YES or NO
4. Will you ask the HOLY SPIRIT for help, strength and courage to choose the LORD's Voice and do what is right?
5. When you make a mistake, and do the wrong choice, have you decided to quickly come to Yeshua and ask HIS forgiveness for your sin.
YES or NO

The LORD wanted Israel to:

A. Obey all His Commandments

TORAH God's Instructions/Laws) Deuteronomy 27:1-3 (ESV)



27 Now Moses and the elders of Israel commanded the people, saying, "Keep the whole commandment that I command you today.

² And on the day you cross over the Jordan to the land that the LORD your God is giving you, you shall set up large stones and plaster them with plaster.

³ And you shall write on them all the words of this law, when you cross over to enter the land that the LORD your God is giving you, a land flowing with milk and honey, as the LORD, the God of your fathers, has promised you.

B. Rejoice (be glad, be happy) in all the LORD has given you – **Attitude matters!**

TORAH God's Instructions/Laws) Deuteronomy 26:11 (ESV)

¹¹ And you shall rejoice in all the good that the LORD your God has given to you and to your house, you, and the Levite, and the sojourner who is among you.



C. Give, Share and Care for others!

TORAH God's Instructions/Laws) Deuteronomy 26:12-13 (NKJV)

¹² "When you have finished laying aside all the tithe of your increase in the third year— the year of tithing—and have given *it* to the Levite, the stranger, the fatherless, and the widow, so that they may eat within your gates and be filled, ¹³ then you shall say before the LORD your God: 'I have removed the holy *tithe* from *my* house, and also have given them to the Levite, the stranger, the fatherless, and the widow, according to all Your commandments which You have commanded me; I have not transgressed Your commandments, nor have I forgotten *them*.

BRIT CHADASHAH (New Testament) James 1:27 (NIV)

²⁷ Religion that God our Father accepts as pure and faultless is this: to look after orphans and widows in their distress and to keep oneself from being polluted by the world.



1. Underline what you would do.

What do you learn about the LORD God by looking at the things HE asks you to do?

God is kind and caring to strangers, those who serve in God's house, the fatherless/orphans and widows.

fill-in the circle below and Read Aloud the things promised to Israel:


TORAH (God's Instructions/Laws) Deuteronomy 27:3, 26:19, 28:2-13

- Your land will flow with milk and honey.
- You will be set high above all nations.
- You will be holy people set apart for the LORD.
- Blessings will overtake you.
- Your children will be blessed.
- Your food will be blessed.
- You will be blessed when you come in and when you go out.
- Your enemies will be defeated.
- Your work will be blessed.
- God will bless you with plenty of everything.
- You will be blessed with rain.
- You will have enough money to lend out.
- God will make you the head and not the tail.



If you OBEY HIS COMMANDMENTS!

1. Do you think these promises can belong to you today?
2. Do you think you must obey God's Instructions to receive these blessings?
3. What blessings do you need today?
4. What blessings does your family need today?
5. What blessings do your friends and neighbors need today?



But the LORD God said if you choose to disobey, the opposite of blessing will happen.



TORAH (God's Instructions/Laws)
Deuteronomy 28:15-16,19-20,22, 42

¹⁵ "But if you will not obey the voice of the LORD your God or be careful to do all his commandments and his statutes that I command you today, then all these curses shall come upon you and overtake you.

¹⁶ Cursed shall you be in the city, and cursed shall you be in the field. your flock


¹⁹ Cursed shall you be when you come in, and cursed shall you be when you go out.

²⁰ "The LORD will send on you curses, confusion, and frustration in all that you undertake to do, until you are destroyed and perish quickly on account of the evil of your deeds, because you have forsaken me.



Read Aloud the curses that followed Israel if they chose to disobey:

- You will have trouble in the country and in the city.
- You will have trouble with your children.
- You will have trouble with your animals.
- You will have trouble wherever you go.
- You will have confusion and frustration in your work, destruction.
- There will be No rain in your land.
- Locust will eat your trees.
- Your enemies will defeat you.




1. Why do you think the LORD God has consequences for disobedience?

Because disobedience dishonors and disrespects the _____
and it hurts and may even kill _____ or _____.

2. Do you think that disobeying the LORD God has consequences today? YES or NO

Isaiah the prophet tells Israel of the good to come.

HAFTARAH (Prophets/Writings) Isaiah 60:1-3(NKJV)



¹ Arise, shine; For your light has come!
And the glory of the LORD is risen upon you.

² For behold, the darkness shall cover the earth, And deep darkness the people;
But the LORD will arise over you, And His glory will be seen upon you.

³ The Gentiles shall come to your light, And kings to the brightness of your rising.

God Loves the people of Israel.

God can help the people of Israel.

Does God love you?

Will God help you?

How do you see the goodness of the God in what Isaiah wrote down in Isaiah 60:1-3

- Was God planning good for Israel? Yes or No
- Was God planning good for the other nations? Yes or No
- Was God showing His love, care and willingness to help Israel and the other nations out of darkness (sin and evil) into His light (forgiveness and good)? Yes or No
- Who was the light that God was sending through His people, Israel (the Jews).
to the other nations? _____ (____ _)
- Does this promise include you and your family and friends? Yes or No



Do you choose to follow
Yeshua (Jesus) as the light
of life?

BRIT CHADASHAH (New Testament) John 8:12 (NKJV)


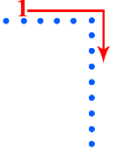

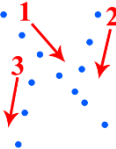
Then Jesus spoke to them again, saying,
“I am the light of the world. He who follows Me shall not walk in darkness, but have the light of life.”

Ohr = light



Aleph = God, Vav = man, Reysh = head.
God, the Man, is the head.
He is the Light!



Hebrew/English	Read and write Hebrew Letters <u>from right to left</u> 		
Ohr/light	Reysh	Vav	Aleph
			

Paul and Timothy are telling others the about the goodness of God and the Light of the World, Yeshua (Jesus), is for them too!



BRIT CHADASH (New Testament) Acts 16:4-5 (NKJV) Read Aloud

⁴ And as they went through the cities, they delivered to them the decrees to keep, which were determined by the apostles and elders at Jerusalem.

⁵ So the churches were strengthened in the faith, and increased in number daily.

(Circle Answer)

1. Paul and Timothy shared with others what God want them to do, when people obeyed what two blessings happened?



Timothy and Silas talked with people about the goodness of the LORD as they sat by the river.



BRIT CHADASHAH (New Testament) Acts 16:13-15 (ESV) (Read Aloud)

¹³ And on the Sabbath day we went outside the gate to the riverside, where we supposed there was a place of prayer, and we sat down and spoke to the women who had come together.

¹⁴ One who heard us was a woman named Lydia, from the city of Thyatira, a seller of purple goods, who was a worshiper of God. The Lord opened her heart to pay attention to what was said by Paul.

¹⁵ And after she was baptized, and her household as well, ...

2. Where do you pray: at home? at school? outside?
3. Are you a worshiper of God? (Praise, Thank, Honor, Obey, and follow God)
Yes or No
4. Do you believe in Yeshua (Jesus) Yes or No
5. Have you been baptized in water? Yes or No



Paul and Silas were put in jail because they were telling people About Yeshua (Jesus). Paul and Silas prayed and sang hymns, songs to God in Jail.




BRIT CHADASHAH Acts 16:23-25 (NKJV) (Tell the story)

²³ And when they had laid many stripes on them, they threw *them* into prison, commanding the jailer to keep them securely. ²⁴ Having received such a charge, he put them into the inner prison and fastened their feet in the stocks.

²⁵ But at midnight Paul and Silas were praying and singing hymns to God, and the prisoners were listening to them.

1. Do you pray when you are in trouble? Yes or No
2. Do you sing to God when you are in trouble? Yes or No

A great earthquake shook and the jail doors opened
And chains fell off Paul and Silas and the other prisoners.



BRIT CHADASHAH (New Testament) Acts 16:27-34 (NKJV) (Tell the Story)

²⁷ And the keeper of the prison, awaking from sleep and seeing the prison doors open, supposing the prisoners had fled, drew his sword and was about to kill himself.

²⁸ But Paul called with a loud voice, saying, "Do yourself no harm, for we are all here."

²⁹ Then he called for a light, ran in, and fell down trembling before Paul and Silas.

³⁰ And he brought them out and said, "Sirs, what must I do to be saved?"

³¹ So they said, "Believe on the Lord Jesus Christ, and you will be saved, you and your household." ³² Then they spoke the word of the Lord to him and to all who were in his house.

³³ And he took them the same hour of the night and washed *their* stripes. And immediately he and all his *family* were baptized.

³⁴ Now when he had brought them into his house, he set food before them; and he rejoiced, having believed in God with all his household.

Can you find the goodness of the LORD to Paul, Silas and to the Prison Keeper?

Do you remember what country Paul, Silas, and Timothy were in?



Can you think of someone who needs the Light of Yeshua?

Can you tell them about God's goodness and Yeshua's love for them?

Yeshua (Jesus) came from God the Father as His Son to die for my sin and your sin.

Yeshua rose from the dead to give you and me His Light and Life,
if we believe and choose to obey His commandments.



Remember what Yeshua said the greatest commandment was?

Love the LORD your God with all your heart, soul and mind.

And the 2nd commandment is like it, Love your neighbor as yourself.

Matthew 22:36-40

God is a good Father, and loves us and cares for us and will help us obey His Word
through the power of the Holy Spirit.

The Holy Spirit reminds us of God's WORD – Truth.

The Holy Spirit helps us with Love, Joy, Peace,
Patience, Kindness, Goodness,
Faithfulness, Gentleness (Humility), and Self-Control.



Barook (Blessing):

May Yeshua bless you in know that the Kingdom of God has come near you.

Teacher note: You can bless the students at the end of the class with this blessing as a whole group or individually.)

Games and Activities Teacher Instructions

For each of the lessons one of the games has been suggested to re-enforce the theme of the lesson. We have used the following games in a variety of ways. You can use the game suggested or choose another which fits your students and your time frame.

A list of general games that can be used for any/all lessons is included on page 193.

ALEPH BET MEANINGS

Review the Hebrew letters 1-10 and their meanings using the Alep Bet Hebrew Letter Practice page 211-212.

BUILD BOB

1. Have a list of questions from the current or the past several lessons.
2. Divide the class into even teams.
3. Ask alternating teams a question. The teams can discuss the answer if they need to. For each correct answer, the team gets to draw a "body part" on the board. The "drawings" consist of stick figures with a round head.
4. There are 6 body parts to be a complete "Bob" – the head, the body, two arms and two legs – If you want the game to go longer, hands and feet can be added. The first team to build Bob wins.

EL SHADDADAI MINISTRIES

Teacher's Lesson Flow: You Are Standing here (Nitzavim) נצבים
Deuteronomy 29:9-30:20 ~ Isaiah 61:10-63:9 ~ Acts 19-20

Life Verse Practice: Acts 19:4 (NKJV)

Then Paul said, "John indeed baptized with a baptism of repentance, saying to the people that they should believe on Him who would come after him, that is, on Christ Jesus."

5.

Reinforcing the WORD to Build "Banah" lives

- Prayer and Praise Words to Thank YHVH God.
- Review Life Verse: Acts 19:4.
- Review Hebrew letters and vocabulary.
- Have you repented from your sins and are you doing God's ways?
- Have we chosen to worship God?
- In hard times do you praise and honor God?

4.

New Testament
"B'rit Chadashah"

- Paul meets disciples that need more truth (Acts 19:1-6)
- Disciples response to truth

**Doing for
and
Standing
with God**

1.

Start Here

PRAISE "Hallel"

- Practice Prayer and Praise Words to the Lord Including the Fruit of the Spirit Definition and Hebrew Praise Word.
- Life Verse Practice
- Hebrew Writing Practice
- Read Story

3.

Prophets/Writings "Haftarah"

- A Choice to honor Yahweh - Isaiah 61:10-11
- How can you honor God?

Children's work pages begin here!

2.

God's Teachings / "Torah"

- Results of our choices: Life or Death
 -Deuteronomy 30:19-20
- If we worship other gods/idols what are the results?
 -Deuteronomy 29:18

Teacher's Special Instructions

We start with a lesson on the Hebrew language. We will both write and speak Hebrew.

We do this for two reasons:

- 1) All students are at the same level in learning a new language, and they enjoy it.
- 2) It gives the students a chance to learn biblical truths embedded in the original language of the Hebrew Scriptures (Old Testament). Start by pointing out they are used to reading from left to right, but Hebrew reads from right to left. They also will need to write Hebrew from right to left.

New Hebrew words transliterated

Neetzaav (stand)

Mar (Bitterness)

Natsar (Keep)

Materials and Vocabulary:

- a. White board, black board or large easel and paper
- b. Markers
- c. Handouts or writing paper for the students
- d. Pens or pencils for the students
- e. The words used on their Hebrew writing pages are all words that are related to each individual lesson. Generally, a Hebrew word is chosen from the lesson and emphasized each week, both to teach character and increase understanding of the concepts being taught. New words will be in the box on the upper right of this page. Various names of God will also be taught in Hebrew.

Preparation:

- a. Choose 2 or 3 Hebrew words from the Hebrew writing page(s). On the board, write the words in English and in the transliterated form given in the left column of the Hebrew writing page(s).
- b. Leave space to write the word in Hebrew.
- c. Explain that the letters they see on the page are written in book print like they might see on a sign, or that they would print themselves.

Procedure:

- a. Demonstrate the writing procedure of two or three Hebrew words on the board. Have the students follow your directions on their work pages. Be sure to point out the special features of each letter. Be sure to write from right to Left.
- b. Then have the students try a few words on their own, or complete the rest of the page. The ability to finish the whole exercise will depend on how much time you have. (2 to 5 minutes time is needed to finish the page.)

Israeli street sign



Games/Activities: Normally games are played after children's work pages are complete.

General game instructions are on page 193.

Prayer and Praise Words

(Thank you ...Bless you...)

Patience: Thank you, Lord, for the ability to **not be in a hurry** to have my own way because Your **Holy Spirit helps me wait**.

1. Let's thank God for one thing He has blessed you with this week.
- Whisper a Thank you to the Holy Spirit for giving you PATIENCE to not be in a hurry to have your own way!
 - Shout a Thank you to the Holy Spirit for helping you to wait!

Write your thank you here: _____

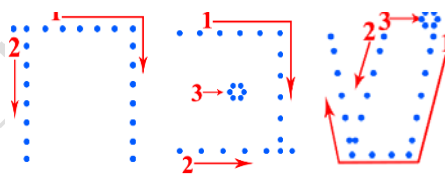
PRAISE is a way to THANK GOD for HIS Goodness to us and others.



Chet

Beit

Sheen



Praise word: Shabach

EXPRESS Confidence in God's Ability

Shabach means: "to shout, to address in a loud tone, to command, to triumph"

Psalm 63:3 (NKJV)

Because Your lovingkindness *is* better than life,
My lips shall praise You.

Life Verse Practice: Acts 19:4 (NKJV)

Then Paul said, "John indeed baptized with a baptism of repentance, saying to the people that they should believe on Him who would come after him, that is, on Christ Jesus."

Nitzavim ~ Standing ~ נצבים

Deuteronomy 29:9-30:20 ~ Isaiah 61:10-63:9 ~ Acts 19-20




Today's Torah portion is about DOING! Doing means ACTION! Action is using your energy to do a task. Tasks are activities you use your energy to do.

The LORD gave His people a task to do when they were in the desert of Moab. He said, **Keep** the words of this covenant and **do them**, that you may prosper in all you do! So God's covenant is something we use our energy to DO! (Deut 29:9) Did you find the amazing reward for keeping the covenant? Yes – Prospering – God promised doing His covenant would bring success! Everybody wants to be successful!

Then the LORD told them to STAND before Him. He tells us to stand too. Why stand? When you stand you are ready for action. When you stand you are ready to endure; you are fixed and steady – not wobbly and about to fall. You are in a position to do battle. Why do we need to be in a position to use our energy to battle? (Deut. 29:10&15)



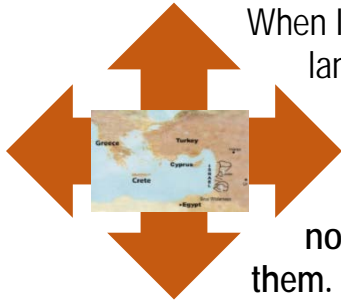
What do the people of God battle when they are in covenant with Him? We battle the temptation to serve other gods. You know like instead of memorizing a verse in the Bible, we play video games. Can video games be a god? If we value them more than we value God, then they can become like a god to us. Can TV be a god? Or money or toys or clothes or gold and silver? (Deut. 29:17)



Bitterness is being mad about something that happened, and you don't want to forgive the person that did something bad to you. Bitterness is like what your face does if you take a big bite of a lemon without sugar. Bitterness can make you grumpy and sad. God knows bitterness is not good for His people, and He knows we will have to battle bitterness by forgiving when we get our feelings hurt. (Deut. 29:17)

God wants us to know **we need Him and His covenant** to be blessed. We cannot think - - Oh, I don't need to use my energy to obey God, I will just do what I want and be blessed anyway! Why do you think doing whatever we want would bring trouble? We want to think and do God's thoughts and ways because when we do our own ways, it leads to trouble. The Lord warns us not to do our own ways and worship other gods, because then bad consequences come like plagues and sicknesses and our land burning like Sodom and Gomorrah. (Deut. 29:19-28)

God doesn't want these things to happen to us – He wants to bless. He tells us to **return** to Him, obey Him with all our hearts. If we fail, God will forgive us. He wants us to return to Him. (Deut. 30:2)



When Israel disobeyed God and worshiped other gods, the Lord took them from their land and cast them into other lands. (Deut. 29:28) But He made Israel a promise saying, If any of you are driven out to the farthest parts under heaven, from there the LORD will gather you, and from there He will bring you. (Deut.30:4) And Isaiah tells us that when the LORD brings Israel back to the Land, they will **not be desolate**. For the LORD will **delight** in them , and so **God will rejoice over them**. (Isa. 62:4,5) And do you know Isaiah tells us to be **watchmen** – to pray for His people and for the peace of Jerusalem. That's a really important task, and God is giving it to us!!

What do you do when you are a watchman?

(Isa. 62:12)

In the book of Acts, the Apostle Paul also tells us to **Watch and to Remember**. What should we watch for?

Watch out for false gods and remember to worship only God!



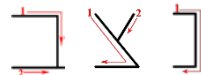
Magic can be a false god. In Paul's day when people learned about the power of Yeshua, many who practiced magic that they learned from books, confessed and burned their books about magic. And the word of the LORD grew mightily and prevailed. (Acts 19:17-20)

What happened when the people turned from the false god of magic to the true God, Yeshua?



As watchmen, we pray, we warn when something bad is coming and we tell others about Yeshua's love. Paul did these things wherever he went. Paul got in trouble for doing these things, and he was even put in chains. Paul said, None of these things move me: nor do I count my life dear to myself, so that I may finish the race with joy and the task which I received from the LORD Yeshua to tell the good news of the grace of God! (Acts 20:22-24)

Why was Paul not afraid? How can you be brave and do the task that Yeshua has given you to do?



In Hebrew the word for stand is neetzaav

(veit, tsade, noon) The Hebrew letters mean,

life comes through the righteous son. We stand in His righteousness.

Can you tell someone what makes a person righteous?

Doing for and Standing with God

Hebrew /English	<div style="display: flex; align-items: center; justify-content: space-between;"> ← Write and read Hebrew from right to left ← Start here </div>
Neetzaav/Stand	<div style="display: flex; justify-content: space-around; align-items: flex-start;"> <div style="text-align: center;">Veit</div> <div style="text-align: center;">Tsade</div> <div style="text-align: center;">Noon</div> </div>
Practice Writing	
Mar (Bitterness)	<div style="display: flex; justify-content: space-around; align-items: flex-start;"> <div style="text-align: center;">Reysh</div> <div style="text-align: center;">Mem</div> </div>
Practice Writing	
Natsar (Watch or Keep)	<div style="display: flex; justify-content: space-around; align-items: flex-start;"> <div style="text-align: center;">Reysh</div> <div style="text-align: center;">Tsade</div> <div style="text-align: center;">Noon</div> </div>
Practice Writing	

TORAH (God's Instructions/Laws) Deuteronomy 29:9 (NKJV)

DOING! Means taking **ACTION!**

Action is using your energy to do a task.



Tasks are activities
you use
your energy to do.

God spoke to his people in the desert of Moab.

Keep the words of this covenant and **do**
them, that you may prosper in all you do.

Deuteronomy 29:9

Did you find the amazing reward
for keeping the covenant?



God's covenant is something
we use our energy to **DO!**



God promised doing His covenant
would bring success!

1. What is God's covenant? (Write T for true and F for false)

___ God will be your God and Father and you will be My people.

___ The promise to Abraham, Isaac and Jacob to give them the land of Israel forever.

___ I will dwell with them in Jerusalem.

___ I will bless them so they will be a blessing.

1. Find and read the amazing reward for keeping the covenant in Deuteronomy 29:9.

2. What does the word prosper mean? (Circle the right answers.)

- To succeed in an activity
- To become strong
- Have money for your needs and to help others
- To be in good health
- To be sick and tired
- To not have enough money for food and clothes
- To know God and what He wants
- To not know God and what He wants
- Hate others and not help others
- To love others and help them

TORAH (God's Instructions/Laws) Deuteronomy 29:10-13 (NKJV)

Then the LORD told them to STAND before Him.

When you stand you are ready for action.



He tells us to stand too.

Why Stand?

You are:

- Ready to endure
- Fixed and steady
- Not wobbly and about to fall
- Ready for battle



1. Why was Israel to stand that day? (read the answer, verse 12)
2. What did God promise to do if they entered into the covenant? (read the answers from verse 13)

Deuteronomy 29:10-13 (NKJV)

¹⁰ "All of you stand today before the LORD your God: your leaders and your tribes and your elders and your officers, all the men of Israel,¹² that you may enter into covenant with the LORD your God, and into His oath, which the LORD your God makes with you today,

¹³ that He may establish you today as a people for Himself, and *that* He may be God to you, just as He has spoken to you, and just as He has sworn to your fathers, to Abraham, Isaac, and Jacob.

3. How do you show that you are ready for action?

4. How can you be ready to stand with the Lord? (draw or write an example.)

TORAH (God's Instructions/Laws) Deuteronomy 29:10, 15 (NKJV)

Why do we need to be in a position
to use our energy to battle?



What do the people of God
battle when they are in covenant
with Him?

We battle the temptation to serve other gods.

memorizing
a verse in the Bible



OR

play video games



Can video games be a god?

YES or NO

Anything we value more than we value God, can become like a god to us.

Can TV be a god?



YES or NO

Or clothes



YES or NO

Or money



YES or NO

Or gold and silver?



YES or NO

Or toys



YES or NO

How do you show that you value God? (Circle all that apply to you.)

- Read the Bible
- Pray daily
- Talk to God
- Help others
- Think about God's ways
- Sing praises to Him

TORAH (God's Instructions/Laws) Deuteronomy 29:17-19 (NKJV)

1. Read below what Israel was warned not to do.

¹⁷ You have seen their detestable practices and their idols made of wood, stone, silver, and gold.

¹⁸ I am making this covenant with you so that no one among you—no man, woman, clan, or tribe—will turn away from the LORD our God to worship these gods of other nations, and so that no root among you bears bitter and poisonous fruit.

Bitterness is being mad about something that happened and you don't want to forgive.

Bitterness can make you grumpy and sad.



Bitterness is not good for God's people



He knows we will have to battle bitterness by forgiving when we get our feelings hurt.

TORAH (God's Instructions/Laws) Deuteronomy 29:28 (NKJV)

1. Read what the consequences were for Israel when they disobeyed.

²⁸ And the LORD uprooted them from their land
in anger, in wrath, and in great indignation,
and cast them into another land,
as *it is* this day.'



TORAH (God's Instructions/Laws) Deuteronomy 30:2-4 (NKJV)

God wants to bless.

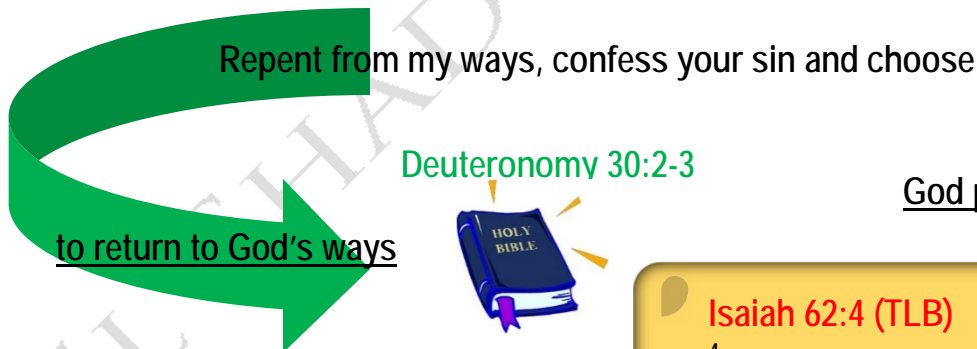
2. Read what God will do if Israel returns to Him.

Deuteronomy 30:4 (NKJV)

If *any* of you are driven out to the farthest *parts* under heaven,
from there the LORD your God will gather you, and from there He will bring you.

3. Circle what we can do for God to forgive us.

If we fail, God will forgive us. He wants us to return to Him.



God promise to Israel.

Isaiah 62:4 (TLB)

⁴ Never again shall you be called
"The God-forsaken Land" or
the "Land That God Forgot." ...for the
Lord delights in you and
will claim you as his own.

Haftarah (Prophets/Writings) Isaiah 62:6-7 (NKJV)

Isaiah tells us to be **watchmen** – to pray for His people and for the peace of Jerusalem.



What do you do when you are a watchman?



1. Read what the watchmen do on Jerusalem's wall. In Isaiah 62:6-7

⁶ I have set watchmen on your walls, O Jerusalem;

They shall never hold their peace day or night.

You who make mention of the LORD, do not keep silent,

⁷ And give Him no rest till He establishes

And till He makes Jerusalem a praise in the earth.



Watch and Remember.

What should we watch for?



Watch out for false gods and
remember to worship only God!



As watchmen we:

- ✓ pray
- ✓ warn when something bad is coming
- ✓ tell others about Yeshua's love

2. Draw a picture of what you do to be a watchman for your family and community.

BRIT CHADASHAH (New Testament) ~ Acts 19:17-20, 22-24 (NKJV)

When this became known to the Jews and Greeks living in Ephesus, they were all seized with fear, and the name of the Lord Jesus was held in high honor.

¹⁸ Many of those who believed now came and openly confessed what they had done.

¹⁹ A number who had practiced sorcery brought their scrolls together and burned them publicly. When they calculated the value of the scrolls, the total came to fifty thousand drachmas.

²⁰ In this way the word of the Lord spread widely and grew in power.

1. Jews and Greeks living in Ephesus honored whose Name in Acts 19:17?

Paul or the Lord Jesus

²² And see, now I go bound in the spirit to Jerusalem, not knowing the things that will happen to me there, ²³ except that the Holy Spirit testifies in every city, saying that chains and tribulations await me.

²⁴ But none of these things move me; nor do I count my life dear to myself, so that I may finish my race with joy, and the ministry which I received from the Lord Jesus, to testify to the gospel of the grace of God.

2. Paul chose to be brave and not to worry about himself, his focus was to finish his race with _____, and the ministry that he received from the _____ to testify (tell others) of the gospel (good news) of the _____ of God.
(READ aloud Acts 20:24)

Barook (Blessing)

May Yeshua bless you as you remember: with God all things are possible.

(Teacher note: You can bless the students at the end of the class with this blessing as a whole group or individually.)

Games and Activities Teacher Instructions

For each of the lessons one of the games has been suggested to re-enforce the theme of the lesson. We have used the following games in a variety of ways. You can use the game suggested or choose another which fits your students and your time frame.

A list of general games that can be used for any/all lessons is included on page 193.

ALEPH BET HEBREW LETTER PRACTICE

Use the worksheet for letters 11 through 15 on page 213 to review.

TIC TACK TOE

1. Compile a list of questions covering information you that the children have learned in the lesson.
2. Organize teams. If you have a large number of children, you can have several Tic Tack Toe grids being played at once. If possible keep the teams small in number - 3 to 4 children on a team gives each one more opportunity to answer a question and choose a box to put their X or O in the box.
3. Have large Tic Tack Toe grids on the board or large paper at front of room.
4. Alternate questions by team.
5. If correct answer is given the child answering puts an X or an O in the box they choose until one team has 3 of the same letter in a row and wins.

Teacher's Lesson Flow: He Went (Vayelech) ויילך
Deuteronomy 31:1-30 ~ Hosea 14:2-10 ~ Micah 7:18-20 ~ Acts 21-23

Life Verse Practice: Deuteronomy 31:6 (NKJV)

⁶ Be strong and of good courage, do not fear nor be afraid of them;
for the LORD your God, He *is* the One who goes with you.
He will not leave you nor forsake you.

5.

Reinforcing the WORD to Build "Banah" lives

- a. Prayer and Praise Words to Thank YHVH God.
- b. Review Life Verse: Deuteronomy 31:6.
- c. Review Hebrew letters and vocabulary.
- d. How did God encourage Israel?
- e. How did God's words to Israel help them?
- f. What was Israel's attitude to be?
- g. What did God promise His people even when they turned away from Him?
- h. How will you remember that the Lord is with you and wants you to can help you?

4.

New Testament
"B'rit Chadashah"

- a. Paul needed encouragement
-Acts 22:25, 23:2, 10;
23:27-30
- b. God's words to Paul
- Acts 23:11

**God's
Encouragement**

1.

PRAISE "Hallel" **Start Here**

- a. Practice Prayer and Praise Words to the Lord Including the Fruit of the Spirit Definition and Hebrew Praise Word.
- b. Life Verse Practice
- c. Hebrew Writing Practice
- d. Read Story

Children's work pages begin here!

2.

God's Teachings / "Torah"

- a. Be strong and of courage
-Deuteronomy 31:1-6
- b. God's encouraging words
-Deuteronomy 31:3-6
- c. Moses encourages Joshua
-Deuteronomy 31:7,8
- d. Warning of Israel's future
-Deuteronomy 31:16-17

3.

Prophets/Writings "Haftarah"

- a. God's promises
-Hosea 14:4,7,8
- b. Micah's description of God
-Micah 7:18

Teacher's Special Instructions

We start with a lesson on the Hebrew language. We will both write and speak Hebrew.

We do this for two reasons:

- 1) All students are at the same level in learning a new language, and they enjoy it.
- 2) It gives the students a chance to learn biblical truths embedded in the original language of the Hebrew Scriptures (Old Testament). Start by pointing out they are used to reading from left to right, but Hebrew reads from right to left. They also will need to write Hebrew from right to left.

New Hebrew words transliterated

Vayelech (He went)

Chazaq (Strong)

Vahahmatzu (Courageous)

Materials and Vocabulary:

- a. White board, black board or large easel and paper
- b. Markers
- c. Handouts or writing paper for the students
- d. Pens or pencils for the students
- e. The words used on their Hebrew writing pages are all words that are related to each individual lesson. Generally, a Hebrew word is chosen from the lesson and emphasized each week, both to teach character and increase understanding of the concepts being taught. New words will be in the box on the upper right of this page. Various names of God will also be taught in Hebrew.

Preparation:

- a. Choose 2 or 3 Hebrew words from the Hebrew writing page(s). On the board, write the words in English and in the transliterated form given in the left column of the Hebrew writing page(s).
- b. Leave space to write the word in Hebrew.
- c. Explain that the letters they see on the page are written in book print like they might see on a sign, or that they would print themselves.

Procedure:

- a. Demonstrate the writing procedure of two or three Hebrew words on the board. Have the students follow your directions on their work pages. Be sure to point out the special features of each letter. Be sure to write from right to Left.
- b. Then have the students try a few words on their own, or complete the rest of the page. The ability to finish the whole exercise will depend on how much time you have. (2 to 5 minutes time is needed to finish the page.)

Israeli street sign



Games/Activities: Normally games are played after children's work pages are complete.

General game instructions are on page 193.

Prayer and Praise Words

(Thank you ...Bless you...)

FAITHFULNESS: Thank you, Lord, **that You will always care for me and never leave me.**

1. Let's thank God for one thing He has blessed you with this week.
- Whisper a Thank you to the Holy Spirit for FAITHFULNESS, that You will always care for me and never leave me!
 - Shout a Thank you to the Holy Spirit for showing FAITHFULNESS to me!

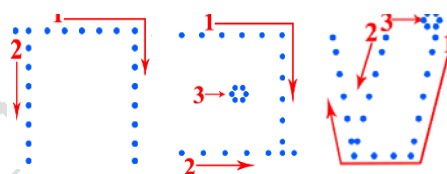
PRAISE is a way to **THANK GOD** for **HIS Goodness** to us and others.



Chet

Beit

Sheen



Praise word: **Shabach**

EXPRESS Confidence in God's Ability

Shabach means: "to shout, to address in a loud tone, to command, to triumph"

Psalm 63:3 (NKJV)

Because Your lovingkindness *is* better than life, My lips shall praise You.

Life Verse Practice: Deuteronomy 31:6 (NKJV)

Be strong and of good courage, do not fear nor be afraid of them;

for the LORD your God, He is the One who goes with you. He will not leave you nor forsake you.

Vayelech – He Went ויֵלֶךְ

Deut. 31:1-30; Hosea 14:2-10; Joel 12:15-27; Acts 21-23



Have you ever lived in a house for a long time? If you have, you know all your neighbors.

You have friends in you neighborhood, and you know all the kids at your school. You know what to expect where you live. Then one day your parents say, "We are moving to a new place – a different country!"

Oh, my! How do you feel? Are you a little bit afraid.

In our Torah portion today, Moses is telling all Israel to be strong and have good courage. Why did he need to say that? He was telling the people that they were about to cross over into a new land – they were moving to a **new country**, and **he** would not be going with them. The people knew there were strong nations where they would be going, and they would have to fight these strong nations. God knew they were afraid. Listen to what Moses said to them: He said, The LORD your God Himself crosses over before you; He will destroy these nations from before you, and you shall take the land they are in. The LORD will give them over to you. Be strong and of good courage. Do not fear nor be afraid of them, for the LORD your God, He is the One who goes with you. He will not leave you nor forsake you. (Deuteronomy 31:1-6)

How do you think these words would help the Israelites not to be afraid?

Do you know these words are for you too?



Then Moses told the people that Joshua would be their new leader. Moses said to Joshua, Be strong and of good courage for you must go with this people to the land which the LORD promised to their fathers. And again he said, And the LORD, He is the One who goes before you, He will be with you, He will not leave you nor forsake you. Do not fear nor be dismayed. (Deuteronomy 31:7,8)

Why do you think Moses repeated these words?

How will these words help you when you are afraid?

So things were changing for Israel. They were going to have a new country and a new leader; Moses was about to die and Joshua would now lead them. They were about to leave the wilderness where God had fed them with manna every day, and they were going to war with nations bigger and stronger than they were. But what was their attitude to be? Let's say God's words to them right outloud: (All say together)

BE STRONG AND OF GOOD COURAGE; DO NOT FEAR NOR BE DISMAYED FOR THE LORD IS THE ONE WHO GOES WITH YOU. HE WILL NOT LEAVE YOU NOR FORSAKE YOU. (Deut. 31:6,8)






Then the Lord told them some very **sad** words. Though He would not leave them THEY WOULD LEAVE HIM, and they would worship idols! When this happened, God's anger would be aroused, and He would allow them to be *devoured*! (Deuteronomy 31:16,17)

But God would keep His promises to them for the prophets Hosea and Micah tell us that though they did worship idols, God said these words: I will heal their backsliding. I will love them freely, for My anger has turned away. Those who live under His shadow shall return and be revived! (Hosea 14:4,7,8)

How great is our God? Can you name all the things He would do for His people even though they had turned away from Him?

Micah proclaims, Who is a God like you? You forgive iniquities and Passover transgression. You do not retain your anger forever, because You delight in mercy!

(Micah 7:18a,19) Wow! What do you learn from this about being angry? How do you want to give God praise for His amazing love?



Many years later, Paul was chosen by God to tell people about who Yeshua is and how Yeshua loves them.

Paul was doing just what God wanted, but the people he was talking to were angry when they heard these words and wanted to **kill Paul**! (Acts 23:27-30) Paul was tied up and struck in the mouth;

there was so much fighting about Paul's words that it was feared Paul might be pulled to pieces. (Acts 22:25,23:2,10) Even though

they could find nothing he had done that deserved death, still there

were some who said they would neither eat nor drink til they had killed him. (Ac. 23:14,21)




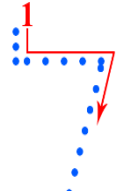


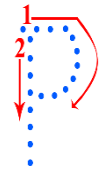

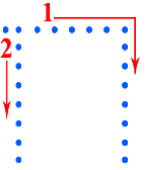

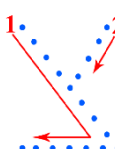
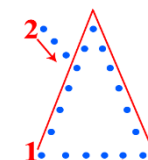
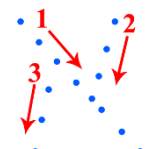

BUT, the following night the **Lord stood by him and said, Be of good cheer, Paul**; for as you have told people about Me in Jerusalem, so you must also bear witness at Rome. (Ac. 23:11)

Did God encourage Paul the same way He had encouraged His people when they were about to go to a new country?


How was God just the same with Paul as He was with His people in the wilderness?

How will you remember that the Lord is with you and wants you to be of good cheer?

God's Encouragement

Hebrew /English	 Write and read Hebrew from right to left  Start here
Vayelech / He went	<div>Final Kauf</div>  <div>Lamed</div>  <div>Yood</div>  <div>Vav</div> 
Practice Writing	
Chazaq / Be Strong	<div>Koof</div>  <div>Zayin</div>  <div>Chet</div> 
Practice Writing	
Vahahmatzu /and be Courageous	<div>Vav</div>  <div>Tsadee</div>  <div>Mem</div>  <div>Aleph</div>  <div>Vav</div> 
Practice Writing	

We are moving to a different country!
How do you feel? Are you a little bit afraid?



Moses is telling all Israel to be strong and courageous!

Why did Moses need to say that?

Israel was moving to a new country
and Moses was not going with them.

The people knew there were strong nations there
and they would have to fight them.

TORAH (God's Instructions/Laws) Deuteronomy 31:3, 6 (NKJV)

³ The LORD your God Himself crosses over before you; He will destroy these nations from before you, and you shall dispossess them. Joshua himself crosses over before you, just as the LORD has said. ...

⁶ Be strong and of good courage, do not fear nor be afraid of them; for the LORD your God, He is the One who goes with you. He will not leave you nor forsake you."

(Circle answers and write in blanks below.

2. God promised to cross over before Israel and fight for them, so what did the LORD ask Israel to do? Be _____ and of good _____
1. God loved Israel, how did HE promise to help them not to be afraid?
He is the One who _____ you. He will _____ you
nor _____ you.

Do you know these words are for you too?



Things were changing for the people of Israel



TORAH (God's Instructions/Laws) Deuteronomy 31:7-8 (NKJV)

⁷ Then Moses called Joshua and said to him in the sight of all Israel, "Be strong and of good courage, for you must go with this people to the land which the LORD has sworn to their fathers to give them, and you shall cause them to inherit it.

⁸ And the LORD, He *is* the One who goes before you. He will be with you, He will not leave you nor forsake you; do not fear nor be dismayed."

Circle Answers and write in blanks:

1. Who was going to be the new leader of Israel? _____
2. What was Joshua to do? _____ with this _____ to the _____ which the LORD has sworn to their fathers to give them and _____ shall cause them to inherit it.

The LORD promised four things to Joshua and the people of Israel, what were they?

He is the One who _____ you. He will be _____ you,
He will _____ you nor _____ you;

3. What attitude was Israel to show? Do not _____ nor be _____.
4. Why do you think Moses repeated the same words in Deuteronomy 31:6 and 8.
5. How will the words in Deuteronomy 31:6 and 8 help you when you are afraid?



The LORD God told Moses
that the people of Israel
would leave God and worship idols!

TORAH (God's Instructions/Laws)
Deuteronomy 31:16-17 (NIV)

...They will forsake me and break the covenant
I made with them.¹⁷ And in that day I will become
angry with them
and forsake them; I will hide my face from them,
and they will be destroyed.
Many disasters and calamities will come on them,
and in that day they will ask, 'Have not these
disasters come on us because our God
is not with us?'



1. Underline the consequences for the people of Israel when they leave God and break covenant with Him.

How great is our God? Can you name all the things He would do for His people even though they had turned away from Him?

God will keep His promises to Israel. The prophets Hosea and Micah tell us that God said:

- I will heal their backsliding
- I will love them freely, for My anger has turned away.
- Those who live under His shadow shall return and be revived!

Micah 7:18 (NKJV)

¹⁸Who is a God like You,

Pardoning iniquity and passing over the transgression of the remnant
of His heritage?

He does not retain His anger forever, because He delights *in* mercy.

2. Underline what God promises to do for His people.

Paul was chosen to tell people about Yeshua (Jesus) and how He loves them, but some people did not receive His message and wanted to kill him.



BRIT CHADASHAH (New Testament) Acts 22:25 (NKJV)

²⁵ And as they bound him with thongs, Paul said to the centurion who stood by, "Is it lawful for you to scourge a man who is a Roman, and uncondemned?"

BRIT CHADASHAH (New Testament)

Acts 23:2 (NKJV)

² And the high priest Ananias commanded those who stood by him to strike him on the mouth.

Acts 23:10 (NKJV)

¹⁰ Now when there arose a great dissension, the commander, fearing lest Paul might be pulled to pieces by them, commanded the soldiers to go down and take him by force from among them, and bring *him* into the barracks.

Acts 23:11 (NKJV)

¹¹ But the following night the Lord stood by him and said, "Be of good cheer, Paul; for as you have testified for Me in Jerusalem, so you must also bear witness at Rome."

Acts 23:27-29 (NKJV)

²⁷ This man was seized by the Jews and was about to be killed by them. Coming with the troops I rescued him, having learned that he was a Roman.

²⁸ And when I wanted to know the reason they accused him, I brought him before their council. ²⁹ I found out that he was accused concerning questions of their law, but had nothing charged against him deserving of death or chains.

1. Did God encourage Paul the same way He had encouraged is people Israel when they were about to go into a new country? Yes or No
2. How was God just the same with Paul as He was with His people in the wilderness?
The _____ by him and said, "Be of _____, Paul..."

How will you remember that the Lord is with you and wants you to be of good cheer?



Read the _____


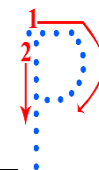



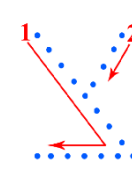
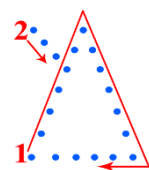
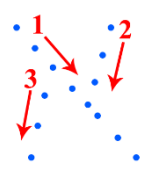

Listen to _____

Talk with _____

Memorize Deuteronomy 31:6

Life Verse Practice: Deuteronomy 31:6 (NKJV)

⁶Be strong and of good courage, do not fear nor be afraid of them;
for the LORD your God, He *is* the One who goes with you.
He will not leave you nor forsake you.

Hebrew/English	Read and Write Hebrew Letters from right to left 				
Chazaq / Be Strong			Koof	Zayin	Chet
					
Vahahmatzu? /and be Courageous	Vav	Tsadee	Mem	Aleph	Vav
					

Barook (Blessing)

May Yeshua bless you as you remember: with God all things are possible.

(Teacher note: You can bless the students at the end of the class with this blessing as a whole group or individually.)

Games and Activities Teacher Instructions

For each of the lessons one of the games has been suggested to re-enforce the theme of the lesson. We have used the following games in a variety of ways. You can use the game suggested or choose another which fits your students and your time frame.

A list of general games that can be used for any/all lessons is included on page 193.

ALEPH BET LETTER PRACTICE

Practice the letters 16 through 20 with the Say, Trace and Write worksheet on page 214.

ATTRIBUTES OF GOD

Students use the scramble match game on pages 209 and 208 to review the attributes of God.

Each one write one is a game that works well with the older students. The students write the questions with this one and then the opposing team tries to answer them. This takes a bit of time and you may have to be ready to give some starting suggestions. You could have them make up the questions at the end of a class as a review and play the game as a start for the next class.

Teacher's Lesson Flow: Listen (Ha'azinu) האזינו

Deuteronomy 32:1-52 ~ 2 Samuel 22:1-51 ~ Acts 24-26

Life Verse Practice: 2 Samuel 22:47 (NKJV)

"The LORD lives! Blessed be my Rock! Let God be exalted, The Rock of my salvation!"

5.

Reinforcing the WORD to Build "Banah" lives

- Prayer and Praise Words to Thank YHVH God.
- Review Life Verse: 2 Samuel 22:47.
- Review Hebrew letters and vocabulary.
- Have you set your heart to do God's word no matter what?
- What is God like?
- What does atonement mean?
- Is it easy to follow Jesus at home or at school?

4.

New Testament "B'rit Chadashah"

- Jesus' call for Peter to follow Him
- John 21:19-21

**Listen and
Set My Heart
on Yeshua!**

1.

PRAISE "Hallel"

Start Here

- Practice Prayer and Praise Words to the Lord Including the Fruit of the Spirit Definition and Hebrew Praise Word.
- Life Verse Practice
- Hebrew Writing Practice
- Read Story

Children's work pages begin here!

2.

God's Teachings / "Torah"

- God speaks to Israel
- Deuteronomy 31:30
- God speaks to the world
- Deuteronomy 32:1
- God tells a secret
- Deuteronomy 32:46
- Reminder that they forsook God
- Deuteronomy 32:15-16
- God provides atonement
- Deuteronomy 32:43

3.

Prophets/Writings "Haftarah"

- David's song of Praise
- 2 Samuel 22:47

Teacher's Special Instructions

We start with a lesson on the Hebrew language. We will both write and speak Hebrew.

We do this for two reasons:

- 1) All students are at the same level in learning a new language, and they enjoy it.
- 2) It gives the students a chance to learn biblical truths embedded in the original language of the Hebrew Scriptures (Old Testament). Start by pointing out they are used to reading from left to right, but Hebrew reads from right to left. They also will need to write Hebrew from right to left.

Materials and Vocabulary:

- a. White board, black board or large easel and paper
- b. Markers
- c. Handouts or writing paper for the students
- d. Pens or pencils for the students
- e. The words used on their Hebrew writing pages are all words that are related to each individual lesson. Generally, a Hebrew word is chosen from the lesson and emphasized each week, both to teach character and increase understanding of the concepts being taught. New words will be in the box on the upper right of this page. Various names of God will also be taught in Hebrew.

New Hebrew words transliterated

Ha'azinu (Listen)

Lev (Heart)

Debaq (Follow)

Preparation:

- a. Choose 2 or 3 Hebrew words from the Hebrew writing page(s). On the board, write the words in English and in the transliterated form given in the left column of the Hebrew writing page(s).
- b. Leave space to write the word in Hebrew.
- c. Explain that the letters they see on the page are written in book print like they might see on a sign, or that they would print themselves.

Procedure:

- a. Demonstrate the writing procedure of two or three Hebrew words on the board. Have the students follow your directions on their work pages. Be sure to point out the special features of each letter. Be sure to write from right to Left.
- b. Then have the students try a few words on their own, or complete the rest of the page. The ability to finish the whole exercise will depend on how much time you have. (2 to 5 minutes time is needed to finish the page.)

Israeli street sign



Games/Activities: Normally games are played after children's work pages are complete.

General game instructions are on page 193.

Prayer and Praise Words

(Thank you ...Bless you...)

Kindness: Thank you, Lord, that Your Holy Spirit **helps me to think of others and treat them like I want to be treated** – with kindness.

1. Let's thank God for helping you treat others like you want to be treated.
- Whisper a Thank you to the Holy Spirit for KINDNESS that helps you to be kind to others.
 - Shout a Thank you to the Holy Spirit for showing KINDNESS to me!

Write your thank you here: _____

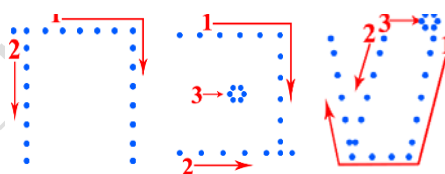
PRAISE is a way to THANK GOD for HIS Goodness to us and others.



Chet

Beit

Sheen



Praise word: Shabach

EXPRESS Confidence in God's Ability

Shabach means: to shout, to address in a loud tone, to command, to triumph

Psalms 117:1 (NKJV)

Praise the LORD, all you Gentiles!

Laud Him, all you peoples!

Life Verse Practice: 2 Samuel 22:47 (NKJV)

"The LORD lives! Blessed be my Rock! Let God be exalted, The Rock of my salvation!"

Ha'azinu ~ Listen ~ האזינו

Deuteronomy 32:1-52 ~ 2 Samuel 22:1-51 ~ Acts 24-26

If someone wants to tell you a secret, do they whisper in your ear?
Why do you think they do that?
They want to have your full attention!
The title of this Torah Portion is "Give Ear" – Ha azenu!!
That means God wants your full attention – He wants to speak right into your ear!
He is speaking to you!



Did you know that God wants to talk to YOU?? Yes, He does. He is saying to you – Give me your ear so I can tell you My words! All of God's Words speak to us – from Genesis to Revelation – all of God's words are for us. God's words tell us how to conduct our lives! Don't look at those around you who do whatever they want and try to be like them. Instead, be special and do what God says.

Can you tell me who God is speaking to in the next two verses?

Deut. 31:30

Then Moses spoke in the hearing of all the assembly of Israel the words of this song until they were ended:

Who was God speaking to? ((all the assembly of Israel))

Billy will you read Deut. 32:1 and see if anyone in here can tell if God is speaking to anyone else?

Give ear, O heavens, and I will speak; And hear, O earth, the words of my mouth.



Who else was God speaking to? (The heavens and the earth!!)

Wow!!

Does that mean that God's voice is really LOUD??

HOW do we know if God is speaking to us? Here is a way to test the words we are hearing:

1. Are the words Truth that is in the Bible?
 2. Do the words Agree with the Bible?
 3. Do the words Lead you to do right- to do what God says?
- Like someone telling a secret, God's voice is usually quiet.



Is this true or false? It is always easy to do what God says.

Sometimes it feels hard to do what God says. So what is the SECRET to doing what God says?

Deut. 32:46 God tells us the secret:



SET YOUR HEARTS ON ALL THE WORDS WHICH I TESTIFY AMONG YOU TODAY.....

**SET means: cemented, glued, stuck, firm, TRAINED AND READY.

When I set my heart to do God's Word, I can say NO to sin!!

If your heart is SET then you have decided that **no matter what**, you will do what God tells you to do, and He will help you!

God says 6 times in Deut. 32 that He is a Rock! (pic of a large rock drops down – thud!)

What is God trying to tell you about Himself?

When you look at this rock, what words would you use to describe it?

--strong steady, solid secure immovable (not easily moved) you can build on it-

So what did God want to say about himself using this analogy?


He is saying that He is strong, steady, you can depend on Him.....

God's words are like this too – they are solid – you can depend on them. So HOW WILL YOU DO WHAT GOD SAYS? ((SET YOUR HEARTS TO DO HIS WORDS))



God was speaking to Israel. Did Israel do all that God told them? Listen to these verses and find the words that God used to describe Israel:

** Deut.32:15b,16 says ...Then **he (Israel) forsook God** who made him, and **scornfully esteemed the Rock of his salvation**. They **provoked Him to jealousy with foreign gods**; with abominations they provoked Him to anger."



Why would Israel have idols and foreign gods? Did they want to be like everybody else?

Do we want to be separated to our God, or do we want to be like everybody else?

Who remembers how we obey God's words?


((We set our heart to do them))

Is there hope for Israel? Deut.32:43... **He will provide atonement for His land and His people.

Do you know that Yeshua taught this also? He taught all these words of God in only 3 words!! Do you know what those 3 words are? **Can you find the 3 words in the next verse?

In John 21:19-21 Yeshua was talking to some of the disciples and He said to Peter, **"You follow Me."**

Did Yeshua say to follow Him if it is **easy**? Did Yeshua say if all your **friends** are following Yeshua, then you should follow Him?



Peter must have had some questions in his mind too, because he replied to Yeshua with these words:

"But Lord, what about this man?"

Was Peter thinking about obeying Yeshua or about being like other people?

Yeshua answered Peter saying, "If I will that he remain till I come, what is that to you? You follow Me."

WOW! What do Yeshua's words mean to us?

Our job is to follow Him – no matter what other people are doing – we follow Yeshua. We don't make excuses, rather, we love Him.

We DO what He did. If we couldn't do this, He would not have told us to do it. **What are the 3 words we want to remember? **YOU FOLLOW ME!**

SO SET YOUR HEART TO FOLLOW YESHUA!



I'm deciding to SET
MY HEART to do
God's words, no
matter what!

Listen and Set My Heart on Yeshua!

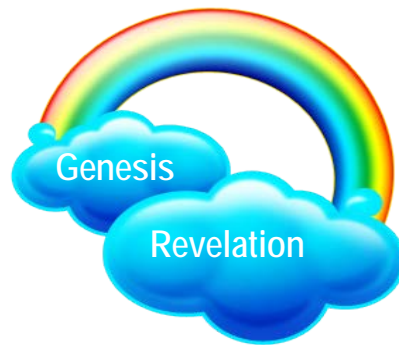
Hebrew /English	<div style="display: flex; justify-content: space-between; align-items: center;"> ← Write and read Hebrew from right to left ← Start here </div>
Ha'azinu (Listen)	<div style="display: flex; justify-content: space-around; text-align: center;"> <div>Vav </div> <div>Noon </div> <div>Yood </div> <div>Zayin </div> <div>Aleph </div> <div>Hey </div> </div>
Practice Writing	
Lev (Heart)	<div style="display: flex; justify-content: space-around; text-align: center;"> <div>veit </div> <div>Lamed </div> </div>
Practice Writing	
Debaq (Follow)	<div style="display: flex; justify-content: space-around; text-align: center;"> <div>Qoof </div> <div>Beit </div> <div>Dalet </div> </div>
Practice Writing	

TORAH (God's Instructions/Laws) Deuteronomy 31:30 (NKJV)



Yahweh's words

You!



³⁰ Then Moses spoke in the hearing of all the assembly of Israel the words of this song until they were ended:

1. Who was God speaking to?
(Circle your answer)



TORAH (God's Instructions/Laws) Deuteronomy 32:1 (NKJV)

"Give ear, O heavens, and I will speak;
And hear, O earth, the words of my mouth.

2. Who else was God speaking to?
(Circle your answers)

God's voice agrees with truth
that is in the Bible.

God's voice agrees with the Bible.



God's voice leads you to do right – to do
what God says!

Like someone telling a secret,
God's voice is usually quiet

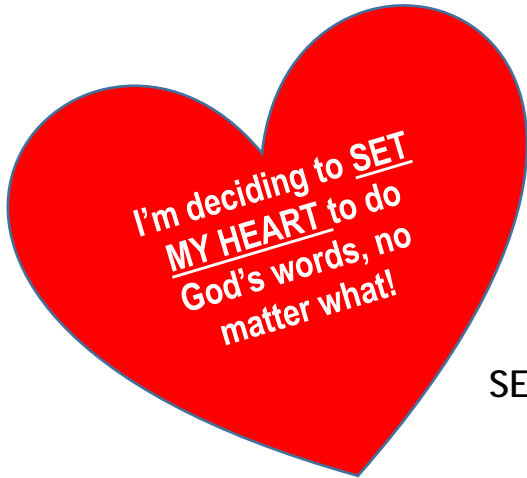


How do we know?



1. What are the last words you heard from God?
(Tell someone what God said.)

TORAH (God's Instructions/Laws) Deuteronomy 32:46 (NKJV)



God tells a secret:

SET YOUR HEARTS
ON ALL THE WORDS
WHICH I TESTIFY
AMONG YOU TODAY...



SET means:

Stuck
Glued
Firm
Cemented
Trained and ready

I have set my heart! No to sin!

1. Is this your choice each new day? Yes or No
2. Who will help you to not sin? _____



When you look at this rock what words
would you use to describe it?

Strong, steady, solid, secure,
immovable (not easily moved)
You can build on it !

TORAH (God's Instructions/Laws) Deuteronomy 32:4 (NKJV)

He is the Rock, His works are perfect, and all His ways are just.

A faithful God who does no wrong, upright and just is He

1. What is God saying to you about Himself? (circle your answers)

TORAH (God's Instructions/Laws) Deuteronomy 32:15b, 16 (NKJV)

Then he (Israel) forsook God who made him, and scornfully esteemed the Rock of his salvation.

They provoked Him to jealousy with foreign gods; with abominations they provoked Him to anger."



1. Have you set your heart to do God's words?

Yes or No

I'll do
God's will



Is there hope
for Israel?

Deuteronomy 32:43

...He (God) will provide atonement for His land and His people.

2. What does atonement mean?

Then



Now




BRIT CHADASHAH (New Testament) ~ John 21:19-21 (NKJV)

3 words? **You follow ME!**

¹⁹ This He spoke, signifying by what death he would glorify God. And when He had spoken this, He said to him, "Follow Me."


²⁰ Then Peter, turning around, saw the disciple whom Jesus loved following, who also had leaned on His breast at the supper, and said, "Lord, who is the one who betrays You?" ²¹ Peter, seeing him, said to Jesus, "But Lord, what *about* this man?"



What if your Friends are not following Jesus (Yeshua)?

Is it easy to follow Jesus (Yeshua) ?

- At Home?
- At School?



1. Have you made the choice to follow Jesus (Yeshua)?

Yes or No

2. Do you start out your day making the choice to follow God's word?

Yes or No

If we couldn't do this,

God would not have told us
to do it.



Haftarah (Prophets/Writings) 2 Samuel 22:47

Life Verse: 2 Samuel 22:47 (NKJV)

⁴⁷ "The LORD lives! Blessed be my Rock! Let God be exalted, The Rock of my salvation!"

I have decided to SET MY HEART
to do God's words,
no matter what
everybody else does!

Remember God Loves you!

God understands you!

God has the Power to help you!

Barook (Blessing)

May Elohim bless you with Faith and Strength as He upholds you.

(Teacher note: You can bless the students at the end of the class with this blessing as a whole group or individually.)

Games and Activities Teacher Instructions

For each of the lessons one of the games has been suggested to re-enforce the theme of the lesson. We have used the following games in a variety of ways. You can use the game suggested or choose another which fits your students and your time frame.

A list of general games that can be used for any/all lessons is included on page 193.

ALEPH BET LETTER PRACTICE

Use page 215 to practice Letters 21 through 22.

TIC TACK TOE

1. Compile a list of questions covering information you that the children have learned in the lesson.
2. Organize teams. If you have a large number of children, you can have several Tic Tack Toe grids being played at once. If possible keep the teams small in number - 3 to 4 children on a team gives each one more opportunity to answer a question and choose a box to put their X or O in the box.
3. Have large Tic Tack Toe grids on the board or large paper at front of room.
4. Alternate questions by team.
5. If correct answer is given the child answering puts an X or an O in the box they choose until one team has 3 of the same letter in a row and wins.

Teacher's Lesson Flow: And this is the Blessing (Vezot Ha'Bracha) וְזֹאת הַבְּרָכָה
Deuteronomy 33:1-34:12 ~ Joshua 1 ~ Acts 27-28

Life Verse Practice: Deuteronomy 31:6 (NKJV)

Have I not commanded you? Be strong and of good courage; do not be afraid,
nor be dismayed, for the Lord your God *is* with you wherever you go."

5.

Reinforcing the WORD to Build "Banah" lives

- Prayer and Praise Words to Thank YHVH God.
- Review Life Verse: Deuteronomy 31:6.
- Review Hebrew letters and vocabulary.
- Who did God use to bless Israel?
- Who do you talk to about what you read in the Bible?
- What 2 things are we to do?
- Are you trusting in Yeshua to be your Lord and King?
- Are you trusting Yeshua and asking him to help you?

4.

New Testament
"B'rit Chadashah"

- Jesus (Yeshua) instruction and promise to us
-Matthew 28:30
- Paul obeys God and is strong and courageous to tell others about Jesus (Yeshua)
-Acts 28:28-31

Blessings!

1.

PRAISE "Hallel"

- Practice Prayer and Praise Words to the Lord Including the Fruit of the Spirit Definition and Hebrew Praise Word.
- Life Verse Practice
- Hebrew Writing Practice
- Read Story

3.

Prophets/Writings "Haftarah"

- Joshua instructs on the law
-Joshua 1:8
- God's commission of Joshua
-Joshua 1:2-9

Children's work pages begin here!

2.

God's Teachings / "Torah"

- Moses' final blessing to Israel -
Deuteronomy 33-34:12

Teacher's Special Instructions

We start with a lesson on the Hebrew language. We will both write and speak Hebrew.

We do this for two reasons:

- 1) All students are at the same level in learning a new language, and they enjoy it.
- 2) It gives the students a chance to learn biblical truths embedded in the original language of the Hebrew Scriptures (Old Testament). Start by pointing out they are used to reading from left to right, but Hebrew reads from right to left. They also will need to write Hebrew from right to left.

New Hebrew words transliterated

Vezot HaBracha (And this is the blessing)

Chazaq (Strong)

Vahahmatzu (Courageous)

Materials and Vocabulary:

- a. White board, black board or large easel and paper
- b. Markers
- c. Handouts or writing paper for the students
- d. Pens or pencils for the students
- e. The words used on their Hebrew writing pages are all words that are related to each individual lesson. Generally, a Hebrew word is chosen from the lesson and emphasized each week, both to teach character and increase understanding of the concepts being taught. New words will be in the box on the upper right of this page. Various names of God will also be taught in Hebrew.

Preparation:

- a. Choose 2 or 3 Hebrew words from the Hebrew writing page(s). On the board, write the words in English and in the transliterated form given in the left column of the Hebrew writing page(s).
- b. Leave space to write the word in Hebrew.
- c. Explain that the letters they see on the page are written in book print like they might see on a sign, or that they would print themselves.

Procedure:

- a. Demonstrate the writing procedure of two or three Hebrew words on the board. Have the students follow your directions on their work pages. Be sure to point out the special features of each letter. Be sure to write from right to Left.
- b. Then have the students try a few words on their own, or complete the rest of the page. The ability to finish the whole exercise will depend on how much time you have. (2 to 5 minutes time is needed to finish the page.)

Israeli street sign



Games/Activities: Normally games are played after children's work pages are complete.

General game instructions are on page 193.

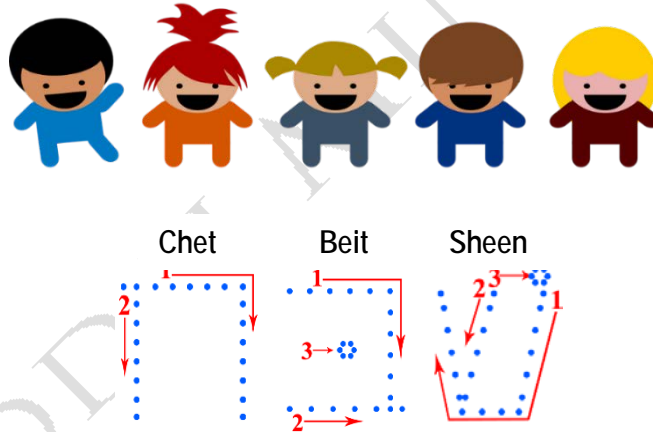
Prayer and Praise Words

(Thank you ...Bless you...)

LOVE: I thank you LORD for covering me with LOVE that flows from Your heart so I can reach out in LOVE to others.

1. Let's thank God for one thing He has blessed you with this week.
- Whisper a Thank you to the Holy Spirit for FAITHFULNESS, that You will always care for me and never leave me!
 - Shout a Thank You to the Holy Spirit for showing FAITHFULNESS to me!

PRAISE is a way to THANK GOD for HIS Goodness to us and others.



Praise word: Shabach

EXPRESS Confidence in God's Ability!

Shabach means: "to shout, to address in a loud tone, to command, to triumph"

Psalm 63:3 (NKJV)

Because Your lovingkindness is better than life, My lips shall praise You.

Life Verse Practice: Deuteronomy 31:6 (NKJV)

Have I not commanded you? Be strong and of good courage; do not be afraid, nor be dismayed, for the Lord your God is with you wherever you go."

“And this is the Blessing Vezot Habracha ~ וזאת הברכה

Deuteronomy 33:1-34:12 ~ Joshua 1 ~ Acts 27-28



Do you love to get a blessing? – A blessing is something really good that will happen to you. Well on this day, Moses, the man of God, spoke a blessing over the children of Israel. The children of Israel were so excited to hear how they would be blessed that they sat down to hear all that Moses would say to them. (Deuteronomy 33:1,3-This is the blessing that Moses, the man of God, gave to the people of Israel before his death: Indeed, he loves his people...all his holy ones are in his hands. They follow in his steps and accept his teaching.)


Do you ever **JUST SIT** and **LISTEN** to God? He wants to bless you!

Remember that Moses was called “the man of God”, well, when Moses was finished blessing the people, he went up to Mt. Nebo across from Jericho. Now guess who came to show him something amazing – Right – **God showed him all the land of Israel** – so he could see it with his eyes because Moses would not be able to go into the land of Israel.



(Deuteronomy 34:1,4-Then Moses went up to Mount Nebo from the plains of Moab and climbed Pisgah Peak, which is across from Jericho. And the Lord showed him the whole land, from Gilead as far as Dan;... Then the Lord said to Moses, “This is the land I promised on oath to Abraham, Isaac, and Jacob when I said, ‘I will give it to your descendants.’ I have now allowed you to see it with your own eyes, but you will not enter the land.”)

After God showed Moses the Land of Israel, he died right there in the land of Moab. And do you know who buried Moses? **God buried Moses!!!**, and nobody knows where his grave is even to this day! (Deuteronomy 34:5,6- So Moses, the servant of the Lord, died there in the land of Moab, just as the Lord had said. ⁶ The Lord buried him in a valley near Beth-peor in Moab, but to this day no one knows the exact place.)



After 30 days do you know what special thing God did? God raised up a **new leader for the people**. The new leader’s name is **Joshua**. God had prepared Joshua by giving him a spirit of wisdom, so he would know what to do. But did Joshua feel strong and brave? (Deuteronomy 34:9) Now Joshua son of Nun was full of the spirit of wisdom, for Moses had laid his hands on him. So the people of Israel obeyed him, doing just as the Lord had commanded Moses.; Joshua 1:1-3-After the death of Moses the Lord’s servant, the Lord spoke to Joshua son of Nun, Moses’ assistant. He said, ² “Moses my servant is dead.



Therefore, the time has come for you to lead these people, the Israelites, across the Jordan River into the land I am giving them. ³ I promise you what I promised Moses: 'Wherever you set foot, you will be on land I have given you—)

Have you ever had to do a job that just seemed to be way to big for you? If you have, then you can understand how Joshua probably felt. Joshua remembered what a great leader Moses had been, and he probably thought he could not do what Moses had done.

Then he probably looked at all those people – millions of them - and felt a bit afraid. LEADING THIS PEOPLE WOULD BE A BIG, BIG JOB. Even though Joshua had wisdom, he felt a bit shy and shakey.

Do you think that God knows when you are afraid? Listen what God said to Joshua and think about what Joshua may have been feeling.: God said: **"I will be with you. I will not leave you nor forsake you. Be strong and of good courage..."** God **did know** just how Joshua was feeling. If you ever feel afraid, **these words are for YOU TOO !** (Joshua 1:5)

And God did not say this just one time! He said it again –

"Be strong and of good courage..." and again (Joshua 1:6)

"Be strong and very courageous..." and again (Joshua 1:7)

"Be strong and of good courage..." (Joshua 1:9)

And God told Joshua how to have prosperity and good success.

Do you know how? Listen:

God said: "This Book of the Law - you need to think about it day and night and DO WHAT it tells you to do!.....(Joshua 1:8)

So God told Joshua a GREAT SECRET and YOU JUST LEARNED THE SECRET!! You can think about God's word all day and all night also and you can also do what His Word tells you, because God never changes, and He loves you as He loved Joshua.

How do we know that God never changes? Well, one way we know is that hundreds of years later, **Yeshua said the same thing to the people who followed Him.**

He said: "teaching them to observe all things that I have commanded you and, **I am with you always,** even to the end of the age." (Matt. 28:20)



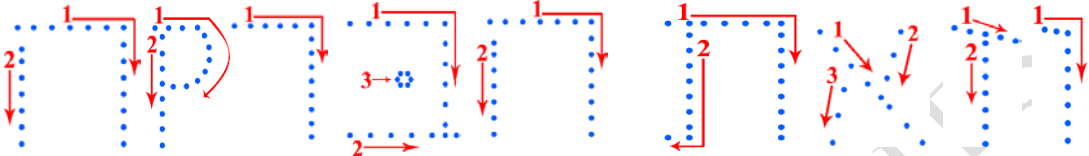
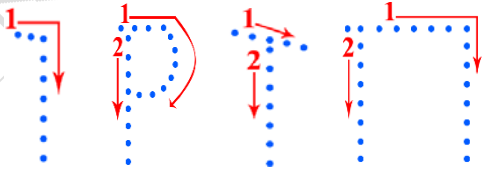
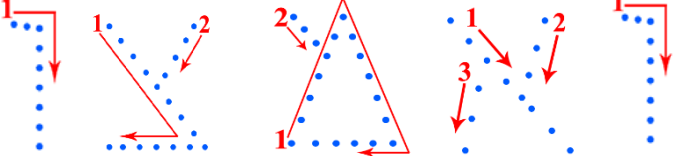


Yeshua also said that He would send the Holy Spirit to **give you power** – make you **strong** so you can do what He tells you to do!! (Luke 24:49) “And now I will send the Holy Spirit, just as my Father promised. But stay here in the city until the Holy Spirit comes and fills you with power from heaven.”) Pretty amazing.



So when you feel shy and afraid – you can remember these words and just like Joshua, you can be **STRONG AND COURAGEOUS BECAUSE GOD IS WITH YOU.** Now that is a **BLESSING FOR YOU!**

BLESSINGS

Hebrew /English	 Write and read Hebrew from right to left  Start here
Vezot HaBraca/ And this is the blessing	<div>Hey Cuf Reysh Beit Hey Tav Aleph Zayin Vav</div> 
Practice Writing	
Chazaq / Be Strong	<div>Vav Koof Zayin Chet</div> 
Practice Writing	
Vahahmatzu /and be Courageous	<div>Vav Tsadee Mem Aleph Vav</div> 
Practice Writing	

This is the Blessing

TORAH (God's Instructions/Laws) Deuteronomy 33:1-4(NKJV)

Moses' Final Blessing on Israel

33 Now this *is* the blessing with which Moses the man of God blessed the children of Israel before his death. ² And he said: "The LORD came from Sinai, And dawned on them from Seir; He shone forth from Mount Paran, And He came with ten thousands of saints; From His right hand *Came* a fiery law for them.

³ Yes, He loves the people; All His saints *are* in Your hand; They sit down at Your feet; *Everyone* receives Your words.


⁴ Moses commanded a law for us, A heritage of the congregation of Jacob.

1. Who did God use to bless the children of Israel? _____
2. When the Lord came from Sinai HE dawned and shone forth,
What does that mean to you? _____
3. God gave Israel a fiery law, what does that mean?

4. Yes, HE (God) _____ the _____; All HIS _____ are in _____
_____;
5. Who receives God's Words? _____

Draw a picture of you receiving God's Word with His Light, Power, and Love

How to be successful in all you do! - Instruction to Joshua and to us too!



Joshua was one of the spies that gave a good report to the people of Israel because he remembered God's promises and believed and obeyed God's commands.



Moses had died, and Joshua was blessed to go forward as the leader of the people of Israel.

Underline answers in scripture below:

1. What (3) things had God commanded Joshua to do that would cause Israel's way to be prosperous and cause Israel to have good success?

HAFTARAH (Prophets/Writings) Joshua 1:8 (NKJV)

⁸ This Book of the Law shall not depart from your mouth, but you shall meditate in it day and night, that you may observe to do according to all that is written in it.

For then you will make your way prosperous, and then you will have good success.



1. What time of day do you like to read your Bible and think about what God says to you?
Morning or Night
2. Who do you talk with about what you have read in the Bible? _____
3. What has God's Word told you to do recently? _____

Haftarah (Prophets/Writings) Joshua 1:2,5-7 (NKJV) God's Blessings

² "Moses My servant is dead. Now therefore, arise, go over this Jordan, you and all this people, to the land which I am giving to them—the children of Israel.

⁵ No man shall *be able to* stand before you all the days of your life; as I (GOD) was with Moses, so I will be with you. I (GOD) will not leave you nor forsake you.

⁶ Be strong and of good courage, for to this people you shall divide as an inheritance the land which I swore to their fathers to give them.

⁷ Only be strong and very courageous, that you may observe to do according to all the law which Moses My servant commanded you; do not turn from it to the right hand or to the left, that you may prosper wherever you go.

God gave several promises, that were to bless!

(circle the verses in scripture and write key words in blanks)



1. So _____ will be with _____. _____ will not _____ you nor _____ you.

For to this _____ you shall divide as an inheritance the _____...

2. Two times God commanded Joshua to be _____ and of very/good _____.

HAFTARAH (Prophets/Writings) Joshua 1:9 (NKJV)

⁹ Have I not commanded you? Be strong and of good courage; do not be afraid, nor be dismayed, for the LORD your God *is* with you wherever you go."

Your Turn!

1. Circle what you are to do in verse 1:9.

2. Underline what God will do.



Yeshua's promise to those who followed HIM!

BRIT CHADASHAH (New Testament)

Matthew 28:20

I am with you always,
even to the end of the age."



1. Have you asked Yeshua (Salvation, Jesus) to be your Lord and King? Yes or No
2. Are you trusting in Yeshua (Salvation, Jesus) and asking HIM to help you at home?
Yes or No
3. Are you trusting in Yeshua and asking HIM to help you at school? Yes or No

Draw a picture of you and family or friends

Spending time listening to Yeshua's Voice – Reading the Word of God.

Paul, A follower of Yeshua
Being strong and courageous, and not afraid
To tell others the WORD of God!

BRIT CHADASHAH (New Testament) Acts 28:28-31 (NKJV)

²⁸ "Therefore let it be known to you that the salvation of God has been sent to the Gentiles, and they will hear it!"

²⁹ And when he had said these words, the Jews departed and had a great dispute among themselves.

³⁰ Then Paul dwelt two whole years in his own rented house, and received all who came to him, ³¹ preaching the kingdom of God and teaching the things which concern the Lord Jesus Christ with all confidence, no one forbidding him.



4. Are you enjoying time with Yeshua (Salvation, Jesus), your family and friends celebrating His Love, Joy, and Peace each day?

LOVE: I thank you LORD
for covering me with LOVE
that flows from Your heart

so I can reach out
in LOVE to others.

JOY: Thank you, Lord for the JOY
of the Holy Spirit
that bubbles up inside and springs
into praise
for all the wonderful blessings
that come from YOU!

PEACE: Even when I don't understand, thank you for PEACE
that flows through me like a quiet stream flowing through a green meadow.

Barook (Blessing)

May Yeshua bless you with a heart to love Him with all of who you are and then love others.

(Teacher note: You can bless the students at the end of the class with this blessing as a whole group or individually.)

Games and Activities Teacher Instructions

For each of the lessons one of the games has been suggested to re-enforce the theme of the lesson. We have used the following games in a variety of ways. You can use the game suggested or choose another which fits your students and your time frame.

A list of general games that can be used for any/all lessons is included on page 193.

ALEPH BET GAME

This is a good time to scramble the letters and have the students put them in order and tell you their meanings. You can divide the class into teams and have them compete with this.

ATTRIBUTES OF GOD

Use the attributes of God to play tic tac toe. Use the definitions as the questions for which the students must know the Hebrew name to put their X or O into their box.

TIC TACK TOE

1. Compile a list of questions covering information you that the children have learned in the lesson.
2. Organize teams. If you have a large number of children, you can have several Tic Tack Toe grids being played at once. If possible keep the teams small in number - 3 to 4 children on a team gives each one more opportunity to answer a question and choose a box to put their X or O in.
3. Have large Tic Tack Toe grids on the board or large paper at front of room.
4. Alternate questions by team.
5. If correct answer is given the child answering puts an X or an O in the box they choose until one team has 3 of the same letter in a row and wins.

EL SHADDADAI MINISTRIES

Teacher's Lesson Flow:

יום תְּרוּעָה ~ Feast of Trumpets (Yom Teruah) ~ Deuteronomy 16:13-16~ Zechariah 1-16

Life Verse Practice: Psalm 63:3 (NKJV)

Because Your lovingkindness *is* better than life, My lips shall praise You.

5.

Reinforcing the WORD to Build "Banah" lives

- Quickly review Prayer and Praise Words to Thank YHVH God.
- Review Life Verse: Deuteronomy 16:13.
- Review Hebrew letters and vocabulary.
- Why do we celebrate the Rosh Hashanah/Yom Teruah?
- How do we celebrate the Rosh Hashanah/Yom Teruah?
- What does our celebration prepare us for?

4.

New Testament "B'rit Chadashah"

- The Lord's return
-1 Thessalonians 4:14-17
- Opening the books
-Revelation 20:11-12

Remembering
and Looking
Forward with
Joy

1. **Start Here**

PRAISE "Hallel"

- Practice Prayer and Praise Words to the Lord Including the Fruit of the Spirit Definition and Hebrew Praise Word.
- Life Verse Practice
- Hebrew Writing Practice
- Read Story

Children's work pages begin here!

2.

God's Teachings / "Torah"

- God's command to Celebrate Feast of Trumpets
-Leviticus 23:25

3.

Prophets/Writings "Haftarah"

- Anointing of a King
- 1 Kings 1:39-40

Teacher's Special Instructions

We start with a lesson on the Hebrew language. We will both write and speak Hebrew.

We do this for two reasons:

- 1) All students are at the same level in learning a new language, and they enjoy it.
- 2) It gives the students a chance to learn biblical truths embedded in the original language of the Hebrew Scriptures (Old Testament). Start by pointing out they are used to reading from left to right, but Hebrew reads from right to left. They also will need to write Hebrew from right to left.

Materials and Vocabulary:

- a. White board, black board or large easel and paper
- b. Markers
- c. Handouts or writing paper for the students
- d. Pens or pencils for the students
- e. The words used on their Hebrew writing pages are all words that are related to each individual lesson. Generally, a Hebrew word is chosen from the lesson and emphasized each week, both to teach character and increase understanding of the concepts being taught. New words will be in the box on the upper right of this page. Various names of God will also be taught in Hebrew.

New Hebrew words transliterated

Rosh Hashanah (First of the Year)

Teruah (Shout or blast)

Shofar (Trumpet or horn)

Preparation:

- a. Choose 2 or 3 Hebrew words from the Hebrew writing page(s). On the board, write the words in English and in the transliterated form given in the left column of the Hebrew writing page(s).
- b. Leave space to write the word in Hebrew.
- c. Explain that the letters they see on the page are written in book print like they might see on a sign, or that they would print themselves.

Procedure:

- a. Demonstrate the writing procedure of two or three Hebrew words on the board. Have the students follow your directions on their work pages. Be sure to point out the special features of each letter.
- b. Then have the students try a few words on their own, or complete the rest of the page. The ability to finish the whole exercise will depend on how much time you have. (2 to 5 minutes time is needed to finish the page.)

Games/Activities: Normally games are played after children's work pages are complete.

Israeli street sign



Prayer and Praise Words

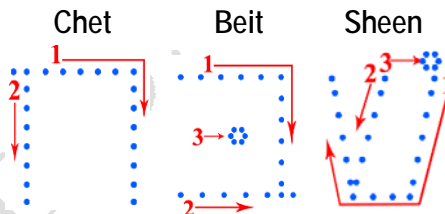

(Thank you ...Bless you...)

Peace: Thank you, Lord for the **PEACE even when I don't understand**, Thank you for the peace of your Spirit that is like a quiet stream flowing through a green meadow!

1. Let's thank God for one thing He has blessed you with this week.
 - Whisper a Thank You to the Holy Spirit for giving you peace inside like a quiet stream.

- Shout a Thank You to the Holy Spirit for giving you help to have the Holy Spirit's peace inside of you.

PRAISE is a way to THANK GOD for HIS Goodness to us and others.



Praise word: Shabach

EXPRESS to Shout

Shabach means to shout, to address in loud tone, to command, to triumph.

Psalm 117:1 (NKJV)

Praise the LORD, all you Gentiles! Laud Him, all you peoples!

Life Verse Practice: Psalm 63:3 (NKJV)

Because Your lovingkindness is better than life, My lips shall praise You.

Remembering and Looking Forward with Joy

Hebrew/English	<div> <div>← Write and read Hebrew from right to left.</div> <div>← Start here</div> </div>
Rosh HaShanah (Head or beginning of the year)	<div> <div>Hey</div> <div>Noon</div> <div>Shin</div> <div>Hey</div> <div>Sheen</div> <div>Aleph</div> <div>Reysh</div> </div>
Practice Writing	
Teruah (Shout or Blast)	<div> <div>Hey</div> <div>Ayin</div> <div>Vav</div> <div>Reysh</div> <div>Tav</div> </div>
Practice Writing	
Shofar (Trumpet or horn)	<div> <div>Reysh</div> <div>Fey</div> <div>Vav</div> <div>Sheen</div> </div>
Practice Writing	

TORAH (God's Instructions / Laws) Leviticus 23:23-25 (NKJV)



²³ Then the LORD spoke to Moses, saying, ²⁴ "Speak to the children of Israel, saying: 'In the seventh month, on the first *day* of the month, you shall have a sabbath-rest, a memorial of blowing of trumpets, a holy convocation. ²⁵ You shall do no customary work *on it*; and you shall offer an offering made by fire to the LORD.'"

1. What month is the 7th month of the Hebrew Calendar? _____
2. We are to blow _____, for a memorial and a holy convocation.
3. Are we to do any customary work on this day? YES or NO

- ❖ Rosh Hashanah means head of the year.
- ❖ It is the start of the civil Hebrew calendar.
- ❖ Rosh Hashanah is also called Feast of Trumpets or Yom Teruah.
- ❖ Shofar blasts are blown in a series during the Festival.
- ❖ The dead will be resurrected.
- ❖ The books will be opened.

HAFTARAH (Prophets/Writings) 1 Kings 1:39-40 (NKJV)

³⁹ Then Zadok the priest took a horn of oil from the tabernacle and anointed Solomon. And they blew the horn, and all the people said, "Long live King Solomon!" ⁴⁰ And all the people went up after him; and the people played the flutes and rejoiced with great joy, so that the earth *seemed to split* with their sound.



- ❖ This feast was also the time of year to proclaim and put a King on the throne in Israel.

1. Circle how the people responded to the celebration.

What did they blow? _____

BRIT CHADASHAH (New Testament) 1 Thessalonians 4:14-17 (NKJV) READ ALOUD

¹⁴ For if we believe that Jesus died and rose again, even so God will bring with Him those who sleep in Jesus.


¹⁵ For this we say to you by the word of the Lord, that we who are alive *and* remain until the coming of the Lord will by no means precede those who are asleep. ¹⁶ **For the Lord Himself will descend from heaven with a shout, with the voice of an archangel, and with the trumpet of God.** And the dead in Christ will rise first. ¹⁷ Then we who are alive *and* remain shall be caught up together with them in the clouds to meet the Lord in the air. And thus we shall always be with the Lord.



1. Do you know what Feast Day that Yeshua (Jesus) will return to Earth?
2. What day do we practice the crowning the King?
3. On what day does the King take the throne?

(Circle the correct answer or answers.)

Yom Teruah Yom Kippur Rosh Hashanah



BRIT CHADASHAH (New Testament) Revelation 20:11-12 (NKJV)

¹¹ Then I saw a great white throne and Him who sat on it, from whose face the earth and the heaven fled away. And there was found no place for them. ¹² And I saw the dead, small and great, standing before God, and books were opened. And another book was opened, which is *the Book of Life*. And the dead were judged according to their works, by the things which were written in the books.

1. Are you ready for Yeshua's (Jesus') return? YES or NO

Barook (Blessing)

May Yeshua bless you with Faith and Strength as He upholds you.

(Teacher note:

You can bless the students at the end of the class with this blessing as a whole group or individually.)

Games and Activities Teacher Instructions

For each of the lessons one of the games has been suggested to re-enforce the theme of the lesson. We have used the following games in a variety of ways. You can use the game suggested or choose another which fits your students and your time frame.

A list of general games that can be used for any/all lessons is included on page 193.

[Ring Toss \(or ball in the basket\)](#) is fun for students and gets them moving. You will need either rings or a ball and basket for the game. You will also need to create the questions based on the lesson you are reviewing.

EL SHADDADAI MINISTRIES

Teacher's Lesson Flow: Day of Atonement (Yom Kippur)

Leviticus 16:29-33 ~ Numbers 29:1-11 ~ Isaiah 57:14-58:14 ~ Jonah

Life Verse Practice: Leviticus 23:26-28 (NKJV)

²⁶ And the LORD spoke to Moses, saying: ²⁷ "Also the tenth *day* of this seventh month *shall* be the Day of Atonement. It shall be a holy convocation for you; you shall afflict your souls, and offer an offering made by fire to the LORD.

²⁸ And you shall do no work on that same day, for it is the Day of Atonement, to make atonement for you before the LORD your God.

5.

Reinforcing the WORD to Build "Banah" lives

- a. Prayer and Praise Words to Thank YHVH God.
- b. Review Life Verse: Leviticus 23:26-28
- c. Review Hebrew letters and vocabulary.
- d. What does Yom Kippur mean?
- e. When is Yom Kippur?
- f. How was Yom Kippur celebrated in Moses Time?
- g. How can we remember this Feast celebration today?

4.

New Testament "B'rit Chadashah"

- a. Salvation has come
-Revelation 12:10
- b. -Revelation 8:2-5
- c. -Revelation 15:6-8
- d. -Revelation 19:7-8, 11-16

Day of Atonement For Israel

1.

Start Here

PRAISE "Hallel"

- a. Practice Prayer and Praise Words to the Lord Including the Fruit of the Spirit Definition and Hebrew Praise Word.
- b. Life Verse Practice
- c. Hebrew Writing Practice
- d. Read Story

Children's work pages begin here!

2.

God's Teachings / "Torah"

- a. Day of Atonement
-Leviticus 23:26-28, Numbers 29:7-8
- b. 1st Yom Kippur -Leviticus 16:33
Yom Kippur service -Leviticus 16:4-19
Who is the LORD?
-Exodus 34:5-6

3.

Prophets/Writings "Haftarah"

- a. Isaiah 57:14-58:14
- b. Jonah 3:1-3, 4:1-3

Teacher's Special Instructions

We start with a lesson on the Hebrew language. We will both write and speak Hebrew.

We do this for two reasons:

- 1) All students are at the same level in learning a new language, and they enjoy it.
- 2) It gives the students a chance to learn biblical truths embedded in the original language of the Hebrew Scriptures (Old Testament). Start by pointing out they are used to reading from left to right, but Hebrew reads from right to left. They also will need to write Hebrew from right to left.

Materials and Vocabulary:

- a. White board, black board or large easel and paper
- b. Markers
- c. Handouts or writing paper for the students
- d. Pens or pencils for the students
- e. The words used on their Hebrew writing pages are all words that are related to each individual lesson. Generally, a Hebrew word is chosen from the lesson and emphasized each week, both to teach character and increase understanding of the concepts being taught. New words will be in the box on the upper right of this page. Various names of God will also be taught in Hebrew.

New Hebrew words transliterated

Yom Kippur (Day of Atonement)

Tishrei 10 (September/October)

Yeshua (Salvation)

Preparation:

- a. Choose 2 or 3 Hebrew words from the Hebrew writing page(s). On the board, write the words in English and in the transliterated form given in the left column of the Hebrew writing page(s).
- b. Leave space to write the word in Hebrew.
- c. Explain that the letters they see on the page are written in book print like they might see on a sign, or that they would print themselves.

Procedure:

- a. Demonstrate the writing procedure of two or three Hebrew words on the board. Have the students follow your directions on their work pages. Be sure to point out the special features of each letter. Be sure to write from right to Left.
- b. Then have the students try a few words on their own, or complete the rest of the page. The ability to finish the whole exercise will depend on how much time you have. (2 to 5 minutes time is needed to finish the page.)

Israeli street sign



Games/Activities: Normally games are played after children's work pages are complete.

General game instructions are on page 193.

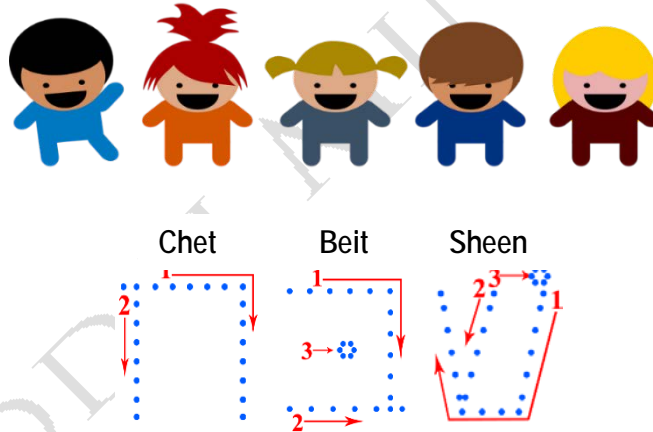
Prayer and Praise Words

(Thank you ...Bless you...)

GOODNESS: Thank you, Lord **that the truth of Your Word in my heart helps me to be pure as Your Holy Spirit guards me.**

1. Let's thank God for one thing He has blessed you with this week.
- Whisper a Thank you to the Holy Spirit **for GOODNESS**, that **Your Word in my heart helps me to be pure** as Your Holy Spirit guards me.
 - Shout a Thank you to the Holy Spirit for **showing GOODNESS to me!**

PRAISE is a way to THANK GOD for HIS Goodness to us and others.



Praise word: Shabach

EXPRESS Confidence in God's Ability

Shabach means: "to shout, to address in a loud tone, to command, to triumph"

Psalm 63:3 (NKJV)

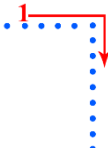

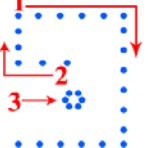
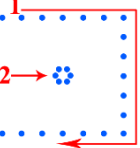
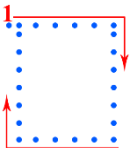





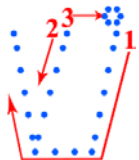
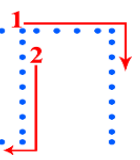
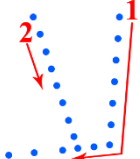

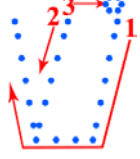

Because Your lovingkindness *is* better than life, My lips shall praise You.

Life Verse Practice: Leviticus 23:26-27 (NKJV)

²⁶ And the LORD spoke to Moses, saying: ²⁷ "Also the tenth *day* of this seventh month *shall be* the Day of Atonement. It shall be a holy convocation for you; you shall afflict your souls, and offer an offering made by fire to the LORD.

²⁸ And you shall do no work on that same day, for it *is* the Day of Atonement, to make atonement for you before the LORD your God.

Day of Atonement

Hebrew /English	<div style="display: flex; justify-content: space-between; align-items: center;"> ← Write and read Hebrew from right to left ← Start here </div>
Yom Kippur/ Day of Atonement	<div style="display: flex; justify-content: space-around; align-items: flex-start;"> <div style="text-align: center;"> Reysh  </div> <div style="text-align: center;"> Vav  </div> <div style="text-align: center;"> Pey  </div> <div style="text-align: center;"> Kaf  </div> <div style="text-align: center;"> Final Mem  </div> <div style="text-align: center;"> Vav  </div> <div style="text-align: center;"> Yood  </div> </div>
Practice Writing	
Tishrei 10 / 7 th month of Hebrew Calendar Sept-Oct	<div style="display: flex; justify-content: space-around; align-items: flex-start;"> <div style="text-align: center;"> Yood  </div> <div style="text-align: center;"> Yood  </div> <div style="text-align: center;"> Reysh  </div> <div style="text-align: center;"> Sheen  </div> <div style="text-align: center;"> Tav  </div> </div>
Practice Writing	
Yeshua /Salvation Jesus	<div style="display: flex; justify-content: space-around; align-items: flex-start;"> <div style="text-align: center;"> Ayin  </div> <div style="text-align: center;"> Vav  </div> <div style="text-align: center;"> Sheen  </div> <div style="text-align: center;"> Yood  </div> </div>
Practice Writing	

What do Love and Sin have to do with

Yom Kippur the Day of Atonement or Covering?



TORAH (God's Teachings/Laws) Leviticus 16:29-33 (NKJV)

²⁹ "This shall be a statute forever for you: In the seventh month, on the tenth *day* of the month, you shall afflict your souls, and do no work at all, *whether* a native of your own country or a stranger who dwells among you.

³⁰ For on that day *the priest* shall make atonement for you, to cleanse you, *that* you may be clean from all your sins before the LORD. ³¹ It *is* a sabbath of solemn rest for you, and you shall afflict your souls. *It is* a statute forever.

³² And the priest, who is anointed and consecrated to minister as priest in his father's place, shall make atonement, and put on the linen clothes, the holy garments; ³³ then he shall make atonement for the Holy Sanctuary, and he shall make atonement for the tabernacle of meeting and for the altar, and he shall make atonement for the priests and for all the people of the assembly.



TORAH (God's Teachings/Laws) Leviticus 23:26-28(NKJV)

²⁶ And the LORD spoke to Moses, saying: ²⁷ "Also the tenth *day* of this seventh month *shall be* the Day of Atonement. It shall be a holy convocation for you; you shall afflict your souls, and offer an offering made by fire to the LORD. ²⁸ And you shall do no work on that same day, for it *is* the Day of Atonement, to make atonement for you before the LORD your God.

1. What does Yom Kippur mean?

_____ of _____.

2. What did God use to cover sin?

_____.

3. Why are there two goats? (Leviticus 16:9,10)

One goat is for _____ One goat is for _____.

4. Yom Kippur is the day of covering sin - covering the sins of the _____

_____ of _____.

John 15:13 (NKJV)

¹³ Greater love has no one than this, than to lay down one's life for his friends.



Yeshua died for our sins, so we can be free to Love God and Love Others!
Greatest kind of love is to give up your life for someone.

TREAT OTHERS AS YOU WANT TO BE TREATED



Bring people together



Be Kind



Sharing

Ways of LOVE



Obeying

HAFTARAH (Prophets/Writings) Proverbs 10:12(NKJV)

¹² Hatred stirs up strife, But love covers all sins.

Circle examples of love and forgiveness.

BRIT CHADASHAH (New Testament)

1 John 1:7-9 (NKJV)

⁷ But if we walk in the light as He is in the light, we have fellowship with one another, and the blood of Jesus Christ His Son cleanses us from all sin.

⁸ If we say that we have no sin, we deceive ourselves, and the truth is not in us.

⁹ If we confess our sins, He is faithful and just to forgive us *our* sins and to cleanse us from all unrighteousness.

BRIT CHADASHAH (New Testament) Colossians 3:12-14 (NKJV)

¹² Therefore, as *the* elect of God, holy and beloved, put on tender mercies, kindness, humility, meekness, longsuffering; ¹³ bearing with one another, and forgiving one another, if anyone has a complaint against another; even as Christ forgave you, so you also *must do*. ¹⁴ But above all these things put on love, which is the bond of perfection.

BRIT CHADASHAH (New Testament) phesians 4:32 (NKJV)

³² And be kind to one another, tenderhearted, forgiving one another, even as God in Christ forgave you.

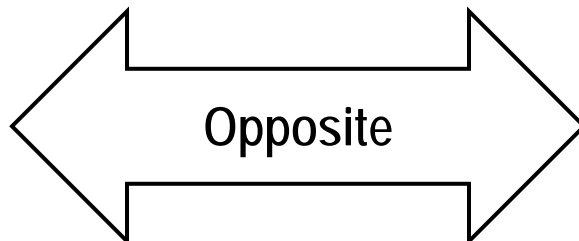

Have you ask God to forgive you of any wrong doing or evil speak?



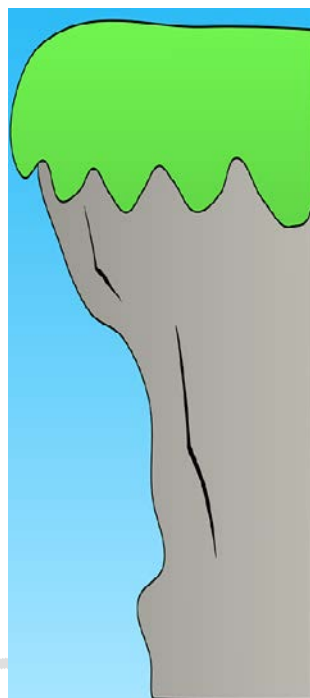
Have you forgiven yourself for wrong choices?

Is there someone you need to forgive?







**What God
Tells us
To do
In His Word**



TRUTH



LOVE



Israel has a sin problem
That separates the people
from God!

No more animal sacrifices after the temple
was destroyed in 70 AD.



TODAY, there is a NEW High Priest and one sacrifice by His very own blood Yeshua(Jesus)
has taken away our sins.

BRIT CHADASHAH (New Testament) Hebrews 10:11-26 (NKJV)

¹¹ And every priest stands ministering daily and offering repeatedly the same sacrifices, which can never take away sins.

¹² But this Man, after He had offered one sacrifice for sins forever, sat down at the right hand of God, ¹³ from that time waiting till His enemies are made His footstool.

¹⁴ For by one offering He has perfected forever those who are being sanctified.

¹⁵ But the Holy Spirit also witnesses to us; for after He had said before, ¹⁶ "This *is* the covenant that I will make with them after those days, says the LORD: I will put My laws into their hearts, and in their minds I will write them," ¹⁷ *then He adds*, "Their sins and their lawless deeds I will remember no more."^l

One day very, very soon


Yeshua (Jesus) will return to earth as the KING!



Yeshua will return
to Mt Olivet
from where He left
in Jerusalem, Israel
over 2000 years ago.

He is coming back
to redeem Israel
and the nations!

He will set up His
Kingdom and rule!



Each Yom Kippur
we are reminded
of the importance
of forgiveness for sins
until He comes!

This is My People

The LORD is my God

Barook (Blessing)

May Yeshua bless you in know that the Kingdom of God has come near you.

(Teacher note: You can bless the students at the end of the class with this blessing as a whole group or individually.)

Games and Activities Teacher Instructions

For each of the lessons one of the games has been suggested to re-enforce the theme of the lesson. We have used the following games in a variety of ways. You can use the game suggested or choose another which fits your students and your time frame.

A list of general games that can be used for any/all lessons is included on page 193.

BUILD BOB

1. Have a list of questions from the current or the past several lessons.
2. Divide the class into even teams.
3. Ask alternating teams a question. The teams can discuss the answer if they need to. For each correct answer, the team gets to draw a "body part" on the board. The "drawings" consist of stick figures with a round head.
4. There are 6 body parts to be a complete "Bob" – the head, the body, two arms and two legs – If you want the game to go longer, hands and feet can be added. The first team to build Bob wins.

EL SHADDADAI MINISTRIES

Teacher's Lesson Flow:

Feast of Booths (Tabernacles) (Sukkot) סוכות Deuteronomy 16:13-16~ Zechariah 1-16

Life Verse Practice: Deuteronomy 16:13 (NKJV)

¹³ "You shall observe the Feast of Tabernacles seven days, when you have gathered from your threshing floor and from your winepress.

5.

Reinforcing the WORD to Build "Banah" lives

- Quickly review Prayer and Praise Words to Thank YHVH God.
- Review Life Verse: Deuteronomy 16:13.
- Review Hebrew letters and vocabulary.
- Why do we celebrate the Feast of Sukkot?
- How do we celebrate the Feast of Sukkot?
- What does our celebration prepare us for?

4.

New Testament "B'rit Chadashah"

- God fulfills a promise
-Acts 2:22,24; Luke 1:32;
Acts 2:34-35
- Fulfillment of the Holy Spirit
-Acts 1:8; 2:4, 41
- Promises for the future
-Acts 2:20

Remembering
and Looking
Forward with
Joy

1. **Start Here**

PRAISE "Hallel"

- Practice Prayer and Praise Words to the Lord Including the Fruit of the Spirit Definition and Hebrew Praise Word.
- Life Verse Practice
- Hebrew Writing Practice
- Read Story

3.

Prophets/Writings "Haftarah"

- The coming day of the Lord
-Zechariah 14:1-3
- The Lord comes
- Zechariah 14:4-16

Children's work pages begin here!

2.

God's Teachings / "Torah"

- God's command to Celebrate Feasts
-Deuteronomy 16:13-16
- How to celebrate Sukkot
-Leviticus 23:39-43

Teacher's Special Instructions

We start with a lesson on the Hebrew language. We will both write and speak Hebrew.

We do this for two reasons:

- 1) All students are at the same level in learning a new language, and they enjoy it.
- 2) It gives the students a chance to learn biblical truths embedded in the original language of the Hebrew Scriptures (Old Testament). Start by pointing out they are used to reading from left to right, but Hebrew reads from right to left. They also will need to write Hebrew from right to left.

Materials and Vocabulary:

- a. White board, black board or large easel and paper
- b. Markers
- c. Handouts or writing paper for the students
- d. Pens or pencils for the students
- e. The words used on their Hebrew writing pages are all words that are related to each individual lesson. Generally, a Hebrew word is chosen from the lesson and emphasized each week, both to teach character and increase understanding of the concepts being taught. New words will be in the box on the upper right of this page. Various names of God will also be taught in Hebrew.

New Hebrew words transliterated

Sukkot (Feast of Booths)

Simchah (Joy)

Nes (Miracle)

Preparation:

- a. Choose 2 or 3 Hebrew words from the Hebrew writing page(s). On the board, write the words in English and in the transliterated form given in the left column of the Hebrew writing page(s).
- b. Leave space to write the word in Hebrew.
- c. Explain that the letters they see on the page are written in book print like they might see on a sign, or that they would print themselves.

Procedure:

- a. Demonstrate the writing procedure of two or three Hebrew words on the board. Have the students follow your directions on their work pages. Be sure to point out the special features of each letter.
- b. Then have the students try a few words on their own, or complete the rest of the page. The ability to finish the whole exercise will depend on how much time you have. (2 to 5 minutes time is needed to finish the page.)

Israeli street sign



Games/Activities: Normally games are played after children's work pages are complete.

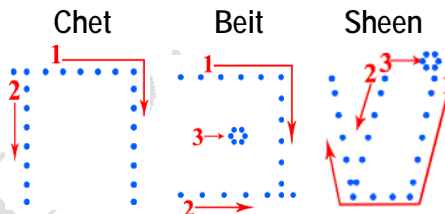

Prayer and Praise Words

(Thank you ...Bless you...)

Joy: Thank you, Lord for the **JOY of the Holy Spirit** that bubbles up inside and **springs into praise** for all the **wonderful blessings that come from YOU!**

1. Let's thank God for one thing He has blessed you with this week.
- Whisper a Thank you to the Holy Spirit for giving you joy inside for all He has done for you and your family. _____.
- Shout a Thank you to the Holy Spirit for giving you help to have the Holy Spirit's joy inside of you.

PRAISE is a way to THANK GOD for HIS Goodness to us and others.



Praise word: Shabach

EXPRESS to Shout

Shabach means to shout, to address in loud tone, to command, to triumph.

Psalm 145:4 (NKJV)

One generation shall praise Your works to another, and shall declare Your mighty acts.

Life Verse Practice: Deuteronomy 16:13 (NKJV)

¹³ "You shall observe the Feast of Tabernacles seven days, when you have gathered from your threshing floor and from your winepress.

Sukkot ~ Feast of Booths/Tabernacles ~ סוכות Deuteronomy 16:13-16~ Zechariah 1-16

Remembering and Looking Forward with JOY in our outdoor shelters!
You remember how Yom Kippur was the **most solemn**, serious day of the year because the sins of all the people of Israel had to be covered?

Well, Succot is a **joyful celebration!!**

This celebration begins on the 15th of Tishrei, and lasts

for **7 days!** Now that's a celebration. And even more fun –you get to build a little shelter outside. This little shelter is called a Sukkah. A sukkah has 3 walls which can be made of things like twigs and branches or wood. It has a roof that is not solid so that you can see the stars through it. During the week of Sukkot, we eat our meals in the sukkah, pray in it and have guests over to enjoy eating together in the Sukkah. If the weather is good, you may even get to sleep in the Sukkah!! It is kind of like an outside party place.




Does anybody in this room like to go outside and eat in a tent and tell stories? Well, that is kind of what happens when we celebrate Sukkot. There are two very special stories we like to talk about during this great celebration.


Why do we celebrate this feast of the Lord in this way? What are the stories we like to talk about?

Let's go back in time and sit in one of the first sukkah's with a family who just came across the Red Sea with Moses and all of Israel. What story will they be telling?

Wow – what a miracle! We are not slaves in Egypt any longer. Remember how hot it was and how hard the Egyptians made us work? Yes, but then God sent Moses to be our leader, and God did so many miracles to set us free. (The father asks the kids if they have a favorite miracle?) One of the little boys says,) "I liked it when God put frogs everywhere!" (Then a little girl says,) "I liked walking across the Red Sea and looking at the fish in the water that was all piled up on



each side! That was an amazing miracle! (The mom says,) "Now we are in the wilderness living in temporary Sukkahs. We can look right through our roof and remember that God is with us just as He was when He brought us out of Egypt. He is an amazing God! He has set us FREE!"



What was that family doing?

That family was telling the story of the amazing miracles God did to deliver them from slavery in Egypt. It pleases the Lord when we remember and talk about the miracles He has done. He tells us to celebrate those miracles. During Succot, we remember all that God did then, and all the miracles He has done for us.


AND WE DO SOMETHING ELSE. Does anybody know what else we do? We look forward to and celebrate what God **will do** very soon. Do you know what God will soon do? This will be amazing – What does the Bible tell us? Can you draw a picture in your mind of what this will look like?

Zech. 14:1 says: The day of the LORD is coming! Wow – What will that be like?

It's going to start out with a BIG BATTLE. Listen and see if you can find out WHO will fight in this battle and where it will be.

Zech 14:2 tells us this: The LORD will gather all the nations to battle against Jerusalem.

Did you catch that? All the nations will be gathered to fight against who? Against Jerusalem! Now see if you can answer WHO IS GOING TO FIGHT AGAINST THOSE NATIONS....



Zech. 14:3 Then the LORD will go forth and fight against those nations. So the LORD is going to fight all the nations that come to fight Jerusalem AND HE IS GOING TO WIN.

Listen to the rest of what will happen on this amazing day.....

Zech. 14:4,5d 9 11 16 **And in that day His feet will stand on the Mt. of Olives (5d) and the LORD, my God will come, and all the saints with You!**

(9) And the LORD shall be King over all the earth.

(11) (Jerusalem) shall be safely inhabited.



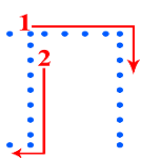

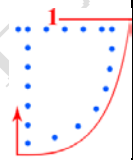
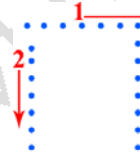
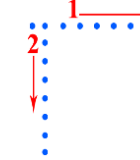
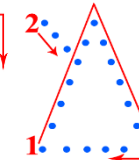
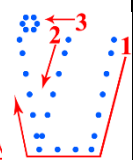
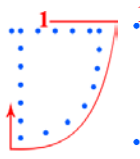



(14)...everyone who is left of all the nations which came against Jerusalem shall go up from year to year to worship the King, the LORD of hosts, and to keep the Feast of Tabernacles – that is the English way to say the Feast of Succot.

Feast of Tabernacles is another name for **Sukkot**! The whole world will celebrate that day when Yeshua returns and reigns as KING over all the earth. Are you picturing this in your mind?

This week, when you sit in your Sukkah, remember the miracles God did in Egypt and look forward to the day when Yeshua returns and stands on the Mt. of Olives. When this happens, He will dwell with us forever!! That is really something to celebrate!

Remembering and Looking Forward with Joy

Hebrew/English	 Write and read Hebrew from right to left.  Start here
Sukkot (Feast of Booths/Tabernacles)	<div>Tav</div>  <div>Khaf</div>  <div>Samech</div> 
Practice Writing	
Simchah (Joy)	<div>Hey</div>  <div>Chet</div>  <div>Mem</div>  <div>Sin</div> 
Practice Writing	
Nes (Miracle)	<div>Samech</div>  <div>Noon</div> 
Practice Writing	



Succot is a joyful celebration!!




TORAH (God's Instructions / Laws) Leviticus 23:33-36 (NKJV)

³³ Then the LORD spoke to Moses, saying, ³⁴ "Speak to the children of Israel, saying: 'The fifteenth day of this seventh month *shall be* the Feast of Tabernacles *for* seven days to the LORD. ³⁵ On the first day *there shall be* a holy convocation. You shall do no customary work *on it*. ³⁶ For seven days you shall offer an offering made by fire to the LORD. On the eighth day you shall have a holy convocation, and you shall offer an offering made by fire to the LORD. It *is* a sacred assembly, *and* you shall do no customary work *on it*.

1. How many days are they to celebrate the Feast of Tabernacles (Booths)? _____
2. They were to do no (Circle the answer) Customary Work or Fun Stuff.

⁴⁰ And you shall take for yourselves on the first day the fruit of beautiful trees, ' branches of palm trees, the boughs of leafy trees, and willows of the brook; and you shall rejoice before the LORD your God for seven days. ⁴¹ You shall keep it as a feast to the LORD for seven days in the year. *It shall be* a statute forever in your generations. You shall celebrate it in the seventh month. ⁴² You shall dwell in booths for seven days. All who are native Israelites shall dwell in booths, ⁴³ that your generations may know that I made the children of Israel dwell in booths when I brought them out of the land of Egypt: I *am* the LORD your God."

3. Circle why Israelites dwell in booths for seven days. (verse 43)
4. Circle the land that God brought them out of?



TORAH (God's Instructions / Laws) Exodus 7-12:31 (NKJV)

1. What were the Children of God to remember?
Match the picture to the miracle God did to free



Darkness

Flies

Hail and lightning

Frogs

Lice

Locusts (grasshoppers)


River into blood

Death of Cattle

Death of the first born

Crossing the sea on dry land

Boils (Sores)



TORAH (God's Instructions / Laws) Deuteronomy 16:13-15 (NKJV)

¹³ "You shall observe the Feast of Tabernacles seven days, when you have gathered from your threshing floor and from your winepress. ¹⁴ And you shall rejoice in your feast, you and your son and your daughter, your male servant and your female servant and the Levite, the stranger and the fatherless and the widow, who *are* within your gates. ¹⁵ Seven days you shall keep a sacred feast to the LORD your God in the place which the LORD chooses, because the LORD your God will bless you in all your produce and in all the work of your hands, so that you surely rejoice.

1. Circle what or who the Lord your God will bless.

HAFTARAH (Prophets/Writings) Zechariah 14: 1-3 (NKJV)


Behold, the day of the LORD is coming, And your spoil will be divided in your midst.

² For I will gather all the nations to battle against Jerusalem; The city shall be taken, The houses rifled, And the women ravished. Half of the city shall go into captivity, But the remnant of the people shall not be cut off from the city.

³ Then the LORD will go forth And fight against those nations, As He fights in the day of battle.



2. Who will fight for Israel against the nations?



HAFTARAH (Prophets/Writings) Zechariah 14: 8*9 (NKJV)

And in that day it shall be
That living waters shall flow from Jerusalem,
Half of them toward the eastern sea
And half of them toward the western sea;
In both summer and winter it shall occur.
⁹ And the LORD shall be King over all the earth.
In that day it shall be—
“The LORD *is* one,”
And His name one.



BRIT CHADASHAH (New Testament) Revelation 21: 1-3 (NKJV) READ ALOUD

Now I saw a new heaven and a new earth, for the first heaven and the first earth had passed away. Also there was no more sea. ² Then I, John, saw the holy city, New Jerusalem, coming down out of heaven from God, prepared as a bride adorned for her husband. ³ And I heard a loud voice from heaven saying, “Behold, the tabernacle of God *is* with men, and He will dwell with them, and they shall be His people. God Himself will be with them *and be* their God.

1. We practice the return of (circle the answer) Jesus/Yeshua or David?

Barook (Blessing)

May Yeshua bless you with a heart to love Him with all of who you are and then love others.

(Teacher note:

You can bless the students at the end of the class with this blessing as a whole group or individually.)

Games and Activities Teacher Instructions

For each of the lessons one of the games has been suggested to re-enforce the theme of the lesson. We have used the following games in a variety of ways. You can use the game suggested or choose another which fits your students and your time frame.

A list of general games that can be used for any/all lessons is included on page 193.

SKITS

It is always fun to have kids “act out” a part of the day’s teaching that has a lot of action in it. “Props” for skits can be purchased at garage sales, 2nd hand stores or friends who may be cleaning out their children’s’ closets. Items like stuffed animals, robes, crowns, walking sticks, etc. are fun to have on hand.

You can read the part of the story as the children act it out – OR - you can write a simple dialogue that the children can read and act out.

EL SHADDADAI MINISTRIES

General Games and Activities Teacher Instructions

For each of the lessons one of the games has been suggested to re-enforce the theme of the lesson. We have used the following games in a variety of ways. You can use the game suggested or choose another which fits your students and your time frame.

A list of general games that can be used for any/all lessons is included on pages 193-215.

Games and Activity suggestions (To be used with any/all lessons)

These suggestions are games which are noted in the lesson plans. You can use them as suggested or change them up to fit you, your students and your time frame. The directions are included in each game.

Tic Tack Toe is an easy to do game which reviews the lesson just taught. You will need to create the questions for the game from the lesson. This can be used either at the end of the lesson as a review or the beginning of the next lesson to remind the students of what they have learned.

Ring Toss (or ball in the basket) is fun for students and gets them moving. You will need either rings or a ball and basket for the game. You will also need to create the questions based on the lesson you are reviewing.

Each one write one is a game that works well with the older students. The students write the questions with this one and then the opposing team tries to answer them. This takes a bit of time and you may have to be ready to give some starting suggestions. You could have them make up the questions at the end of a class as a review and play the game as a start for the next class.

Scavenger Hunt is fun for all. You will need to have questions written in large letters on paper which are taped on the walls around the room and then answers on separate pieces of paper for the teams to match to the questions.

Build Bob is a game that is used to review several lessons at a time. You create the questions and the teams. You will need to have a chalkboard and chalk or large paper and marker which is posted so all can see.

Skits, this can be done with any of the lessons and the students love to act out the stories. This helps keep them active and engaged. Creating and performing the scenes allows the students to teach each other and can replace the story portion or just sections of the lesson to get students up and moving. Make sure that all students are involved in some aspect during the lesson.

GAMES AND ACTIVITY SUGGESTIONS

It is important to keep the children involved in the lessons. God's Word is not a lecture, it is alive and vibrant – full of action and love. It is the goal of this curriculum to pass on a love and a desire to keep coming back for more of God's Word. It is with this goal in mind that we encourage you to use games, skits, songs, flagging and in general have fun. The more involved in the lessons, the more they will learn, and learn to love the Word!

The following are generic games that can be adapted to any of these lessons. Please Feel free to add to these suggestions and make them your own.

TIC TACK TOE

1. Compile a list of questions covering information you that the children have learned in the lesson.
2. Organize teams. If you have a large number of children, you can have several Tic Tack Toe grids being played at once. If possible keep the teams small in number - 3 to 4 children on a team gives each one more opportunity to answer a question and choose a box to put their X or O in.
3. Have large Tic Tack Toe grids on the board or large paper at front of room.
4. Alternate questions by team.
5. If correct answer is given the child answering puts an X or an O in the box they choose until one team has 3 of the same letter in a row and wins.

RING TOSS (OR BALL IN THE BUCKET)

****For this game you will need any of the following materials:

Plastic rings to toss around bottles or pegs or cones.

If you can't find plastic rings, you could use light-weight foam balls and throw them in a bucket or a box. Compile a list of questions from the lesson.

1. Choose teams
2. Kids take turns tossing the ring or the ball. If the toss is successful, they get to answer a question. Younger children should stand closer to the target.
3. The first team to answer 5 questions correctly wins. (Keep track of correct answer by marking lines on the board or on large paper.)

EACH ONE WRITE ONE

1. Form teams.
2. Have each team member write a question about the lesson on a 3x5 card or piece of paper. (Older children can assist younger children on their team who may need help with this.)
3. Pass all the questions in. The teacher reads one team's questions to the other team – one member at a time answers the question.
4. 1,000 points is awarded for each correct answer.
5. The first team to have 10,000 points wins!

SCAVENGER HUNT

1. Divide into small teams – 2 to 3 children per team. Give each team a name or number.
2. Around the room, have answers to questions written out on 8 1/2 by 11 paper. Use large print that is easy to read.
3. Tape the questions around the room on the walls or on chair backs, etc.
4. Write out the answers on 8 1/2 x 11 paper and hand them out. No one can look at the questions or answers until you say, "Go"! (Be sure the team numbers or names are written on the back of the answers.)
5. Each team captain has tape.
6. As soon as the team finds the correct answer(s) to the question(s) they have, they tape it under the question.
7. The first team to have the largest number of matching questions and answers wins.

BUILD BOB

1. Have a list of questions from the current or the past several lessons.
2. Divide the class into even teams.
3. Ask alternating teams a question. The teams can discuss the answer if they need to. For each correct answer, the team gets to draw a "body part" on the board. The "drawings" consist of stick figures with a round head.
4. There are 6 body parts to be a complete "Bob" – the head, the body, two arms and two legs – If you want the game to go longer, hands and feet can be added. The first team to build Bob wins.

SKITS

It is always fun to have kids "act out" a part of the day's teaching that has a lot of action in it.

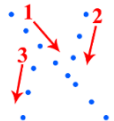
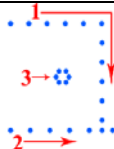
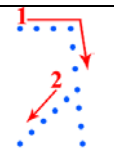

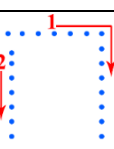

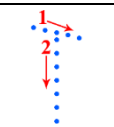
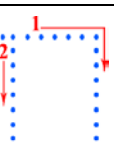
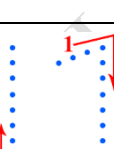
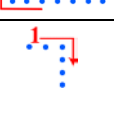
"Props" for skits can be purchased at garage sales, 2nd hand stores or friends who may be cleaning out their childrens' closets. Items like stuffed animals, robes, crowns, walking sticks, etc. are fun to have on hand.

You can read the part of the story as the children act it out – OR - you can write a simple dialogue that the children can read and act out.

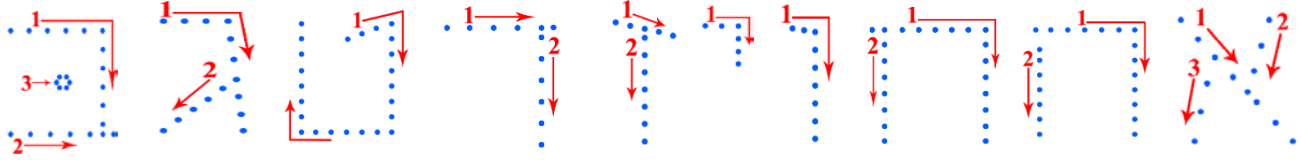
EL SHADDADAI MINISTRIES

Aleph-Bet and 10 "Words" Commandments

Trace each Hebrew letter and Say Letter, Number and Commandment.

Letter	Name	Number	Commandment
	Aleph	1	I AM the Lord your God
	Bet	2	You shall have no other gods before ME
	Gimmel	3	You shall not take the name of the Lord your God in vain
	Dalet	4	Remember the Sabbath Day and keep it holy
	Hey	5	Honor your father and mother
	Vav	6	You shall not murder
	Zayin	7	You shall not commit adultery
	Chet	8	You shall not steal
	Tet	9	You shall not bear false witness
	Yood	10	You shall not covet

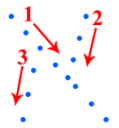
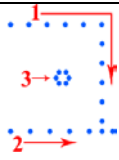


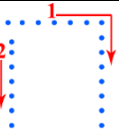

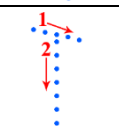
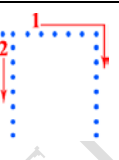
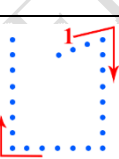
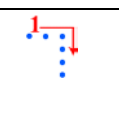
10 "Words" Commandments - Write Letter for Commandment.



Letter	Name	Number	Commandment
	Aleph	1	I AM the Lord your God
	Bet	2	You shall have no other gods before ME
	Gimmel	3	You shall not take the name of the Lord your God in vain
	Dalet	4	Remember the Sabbath Day and keep it holy
	Hey	5	Honor your father and mother
	Vav	6	You shall not murder
	Zayin	7	You shall not commit adultery
	Chet	8	You shall not steal
	Tet	9	You shall not bear false witness
	Yood	10	You shall not covet

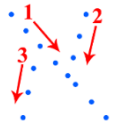
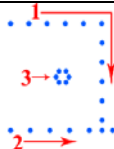
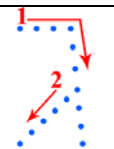

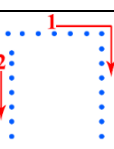

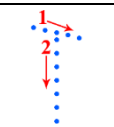
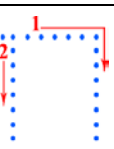
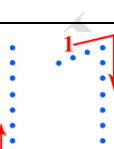
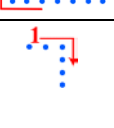
10 "Words" Commandments

Write the correct Name of the Hebrew letter for Commandment.

Chet	Hey	Tet	Vav	Gimmel	Zayin	Bet	Yood	Aleph	Dalet
Letter	Name	Number	Commandment						
		1	I AM the Lord your God						
		2	You shall have no other gods before ME						
		3	You shall not take the name of the Lord your God in vain						
		4	Remember the Sabbath Day and keep it holy						
		5	Honor your father and mother						
		6	You shall not murder						
		7	You shall not commit adultery						
		8	You shall not steal						
		9	You shall not bear false witness						
		10	You shall not covet						

10 "Words" Commandments

10 "Words" Commandments – Write the Commandment for Each Letter

Letter	Name	Number	Commandment
	Aleph	1	
	Bet	2	
	Gimmel	3	
	Dalet	4	
	Hey	5	
	Vav	6	
	Zayin	7	
	Chet	8	
	Tet	9	
	Yood	10	

Answer Key for Commandments

Note:

You use as a writing activity

or

cut into separate strips and use
as a match game or paste activity

I AM the Lord your God

You shall have no other gods before ME

You shall not take the name of the Lord your God in vain

Remember the Sabbath Day and keep it holy

Honor your father and mother

You shall not murder

You shall not commit adultery

You shall not steal


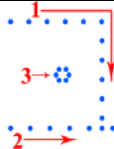
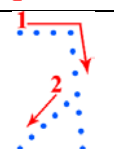
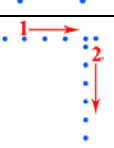
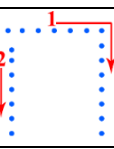

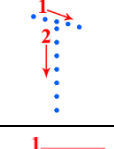
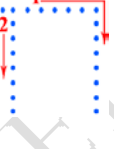
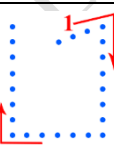

You shall not bear false witness

You shall not covet

EL SHADDADAI MINISTRIES

10 "Words" Commandments – Scramble Game

(Cut into separate squares and allow students to assembly one commandment at a time.
Student can ring bell or all stand up when they have a commandment matched up)

Letter	Name	Number	Commandment
	Aleph	1	I AM the Lord your God
	Bet	2	You shall have no other gods before ME
	Gimmel	3	You shall not take the name of the Lord your God in vain
	Dalet	4	Remember the Sabbath Day and keep it holy
	Hey	5	Honor your father and mother
	Vav	6	You shall not murder
	Zayin	7	You shall not commit adultery
	Chet	8	You shall not steal
	Tet	9	You shall not bear false witness
	Yood	10	You shall not covet

EL SHADDADAI MINISTRIES

13 ATTRIBUTES OF GOD EXODUS 34:6-7 Read Aloud Hebrew Letters, Transliteration and Definition			
#	Hebrew (Read and write right to left)	Transliteration	Definition
1	יהוה	YHVH	The LORD, Adonai, Yahweh Unchanging Covenant Keeper
2	יהוה	YHVH	The LORD, Adonai, Yahweh Unchanging Mercy Giver
3	אל	EL	God, Creator, King, Able to Give Mercy
4	רחום	RACHUM	Merciful Compassionate Caring, Helping, Loving, Nurturing
5	חנון	CHANAN	Gracious Gives Grace and Favor to All
6	ארך אפים	EREK APAYIM	Slow to Anger Patiently Waits for Repentance
7	רב חסד	RAV CHESED	Loving and Kind to all To both the Righteous and the Unrighteous
8	אמת	EMET	Truth, Faithfulness HE is Fair and Equitable In HIS Justice
9	נצר חסד לאלפים	NOTZEIR CHESED L'ALAFIM	Keeping Loving-kindness for 1000s Never Ending Generational Covenant
10	נשא עון	NOSEI AVON	Forgives Iniquity Intentional Sins Continued without repentance
11	נשא פשע	NOSEI PESHA	Forgives Transgression Rebellious Sins Arrogant, Disrespectful, Past limits
12	נשא חטאה	NOSEI CHATAAH	Forgives Sin Unplanned, Inadvertent Sins
13	נקה	NAKEH	HE Cleanses Sin


13 ATTRIBUTES OF GOD EXODUS 34:6-7

Find the Definition

#	Hebrew (Read and write right to left)	Transliteration	Definition
1	יהוה	YHVH	
2	יהוה	YHVH	
3	אל	EL	
4	רחום	RACHUM	
5	חנון	CHANAN	
6	ארך אפים	EREK APAYIM	
7	רב חסד	RAV CHESED	
8	אמת	EMET	
9	נצר חסד לאלפים	NOTZEIR CHESED L'ALAFIM	
10	נשא עון	NOSEI AVON	
11	נשא פשע	NOSEI PESHA	
12	נשא חטאה	NOSEI CHATAAH	
13	נקיה	NAKEH	

13 ATTRIBUTES OF GOD EXODUS 34:6-7' (Find the Hebrew Letters)			
#	Hebrew (Read and write right to left)	Transliteration	Definition
1		YHVH	The LORD, Adonai, Yahweh Unchanging Covenant Keeper
2		YHVH	The LORD, Adonai, Yahweh Unchanging Mercy Giver
3		EL	God, Creator, King, Able to Give Mercy
4		RACHUM	Merciful Compassionate Caring, Helping, Loving, Nurturing
5		CHANAN	Gracious Gives Grace and Favor to All
6		EREK APAYIM	Slow to Anger Patiently Waits for Repentance
7		RAV CHESED	Loving and Kind to all To both the Righteous and the Unrighteous
8		EMET	Truth, Faithfulness HE is Fair and Equitable In HIS Justice
9		NOTZEIR CHESED L'ALAFIM	Keeping Loving-kindness for 1000s Never Ending Generational Covenant
10		NOSEI AVON	Forgives Iniquity Intentional Sins Nature, Continue without repentance
11		NOSEI PESHA	Forgives Transgression Rebellious Sins Arrogant, Disrespectful, Past limits
12		NOSEI CHATAAH	Forgives Sin Unplanned, Inadvertent Sins
13		NAKEH	HE Cleanses Sin

13 ATTRIBUTES OF GOD EXODUS 34:6-7 (Find the Transliteration)			
#	Hebrew (Read and write right to left)	Transliteration	Definition
1	יהוה		The LORD, Adonai, Yahweh Unchanging Covenant Keeper
2	יהוה		The LORD, Adonai, Yahweh Unchanging Mercy Giver
3	אל		God, Creator, King, Able to Give Mercy
4	רחום		Merciful Compassionate Caring, Helping, Loving, Nurturing
5	חנון		Gracious Gives Grace and Favor to All
6	ארך אפים		Slow to Anger Patiently Waits for Repentance
7	רב חסד		Loving and Kind to all To both the Righteous and the Unrighteous
8	אמת		Truth, Faithfulness HE is Fair and Equitable In HIS Justice
9	נצר חסד לאלפים		Keeping Loving-kindness for 1000s Never Ending Generational Covenant
10	נשא עון		Forgives Iniquity Intentional Sins
11	נשא פשע		Forgives Transgression Rebellious Sins Arrogant, Disrespectful, Past limits
12	נשא חטאה		Forgives Sin Unplanned, Inadvertent Sins
13	נקה		HE Cleanses Sin

13 ATTRIBUTES OF GOD EXODUS 34:6-7 (Scramble Match Game – Use Exodus 34:6-7 to put all the pieces in order)			
#	Hebrew  (Read and write right to left)	Transliteration	Definition
1			
2			
3			
4			
5			
6			
7			
8			
9			
10			
11			
12			
13			

Answer sheet: Cut pieces as required for desired activity.

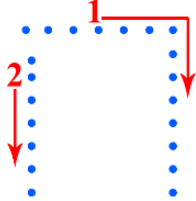
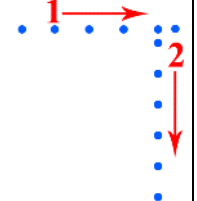
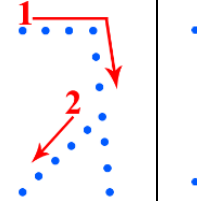
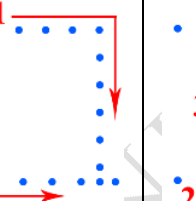
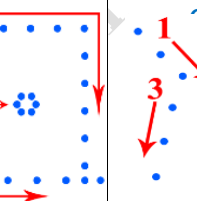
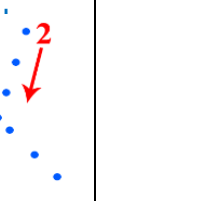
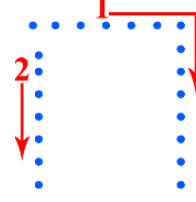
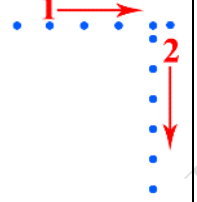
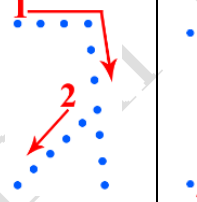
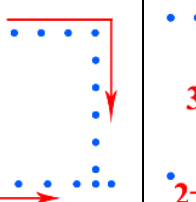
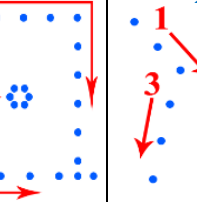

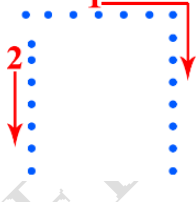
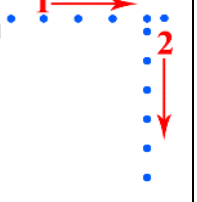
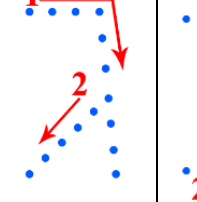
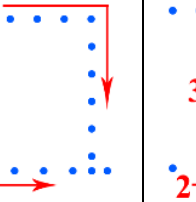
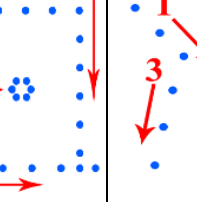
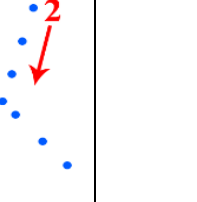
יהוה	YHVH	The LORD, Adonai, Yahweh Unchanging Covenant Keeper
יהוה	YHVH	The LORD, Adonai, Yahweh Unchanging Mercy Giver
אל	EL	God, Creator, King, Able to Give Mercy
רחום	RACHUM	Merciful Compassionate Caring, Helping, Loving, Nurturing
חנון	CHANAN	Gracious Gives Grace and Favor to All
ארך אפים	EREK APAYIM	Slow to Anger Patiently Waits for Repentance
רב חסד	RAV CHESED	Loving and Kind to all To both the Righteous and the Unrighteous
אמת	EMET	Truth, Faithfulness HE is Fair and Equitable In HIS Justice
נצר חסד לאלפים	NOTZEIR CHESED L'ALAFIM	Keeping Loving-kindness for 1000s Never Ending Generational Covenant
נשא עון	NOSEI AVON	Forgives Iniquity Intentional Sins Nature, Continue without repentance
נשא פשע	NOSEI PESHA	Forgives Transgression Rebellious Sins Arrogant, Disrespectful, Past limits
נשא חטאה	NOSEI CHATAAH	Forgives Sin Unplanned, Inadvertent Sins
נקה	NAKEH	HE Cleanses Sin

Aleph-Bet Hebrew Letter Practice

Letters 1 through 5 (Say, Trace and Write)

- Say the name of each letter, say the value of the letter, say the sound the letter makes, say the meaning of the letter and trace the letter three times.
- Say the name of each letter, say value of letter and write letter.
-

Hebrew is read and written from right to left.  **START HERE!**

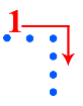
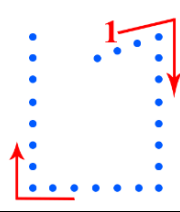
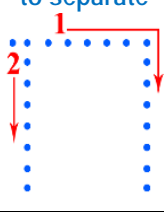



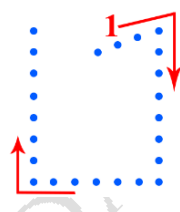
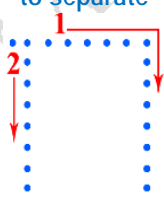


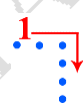
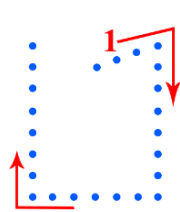
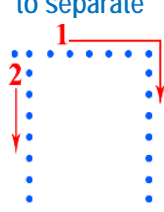


<p>Hay = 5 H as in hay behold, the, to reveal</p> 	<p>Dalet = 4 D as in door door, pathway, to enter</p> 	<p>Gimel = 3 G as in girl camel, pride, to lift up</p> 	<p>Veit V as in vine (exactly like Beit except no dot)</p> 	<p>Beit = 2 B as in boy in, tent, house, son</p> 	<p>Aleph = 1 Silent ox, strength, leader, father,</p> 
<p>Hay = 5 H as in hay behold, the, to reveal</p> 	<p>Dalet = 4 D as in door door, pathway, to enter</p> 	<p>Gimel = 3 G as in girl camel, pride, to lift up</p> 	<p>Veit V as in vine (exactly like Beit except no dot)</p> 	<p>Beit = 2 B as in boy in, tent, house, son</p> 	<p>Aleph = 1 Silent ox, strength, leader, father,</p> 
<p>Hay = 5 H as in hay behold, the, to reveal</p> 	<p>Dalet = 4 D as in door door, pathway, to enter</p> 	<p>Gimel = 3 G as in girl camel, pride, to lift up</p> 	<p>Veit V as in vine (exactly like Beit except no dot)</p> 	<p>Beit = 2 B as in boy in, tent, house, son</p> 	<p>Aleph = 1 Silent ox, strength, leader, father,</p> 
Hay - 5	Dalet - 4	Gimel - 3	Veit	Beit - 2	Aleph - 1

Aleph-Bet Hebrew Letter Practice

Letters 6 through 10 (Say, Trace and Write)

- Say the name of each letter, say the value of the letter, say the sound the letter makes, say the meaning of the letter and trace the letter three times.
- Say the name of each letter say, value of letter and write letter.

Hebrew is read and written from right to left.  **START HERE!**

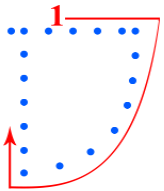

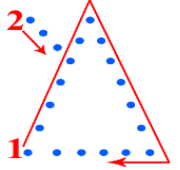

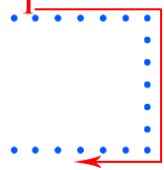
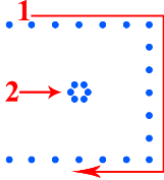
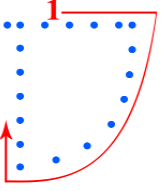

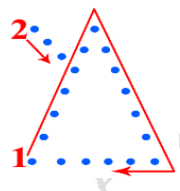

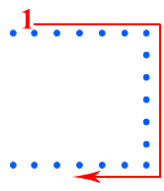
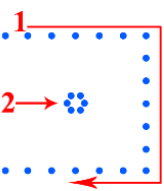
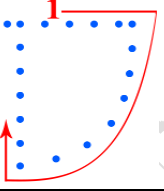

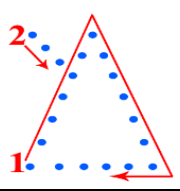
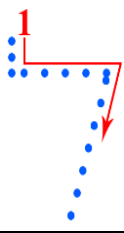
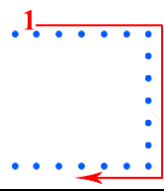
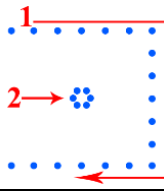
	<p>Yood = 10 Y as in yes hand closed</p> 	<p>Tet = 9 T as in time snake, surround</p> 	<p>Chet = 8 Ch as in Bach fence, inner room, to separate</p> 	<p>Zayin = 7 Z as in zebra weapon, cut, cut off</p> 	<p>Vav = 6 V as in vine nail, peg, and, to secure, man</p> 
	<p>Yood = 10 Y as in yes hand closed</p> 	<p>Tet = 9 T as in time snake, surround</p> 	<p>Chet = 8 Ch as in Bach fence, inner room, to separate</p> 	<p>Zayin = 7 Z as in zebra weapon, cut, cut off</p> 	<p>Vav = 6 V as in vine nail, peg, and, to secure, man</p> 
	<p>Yood = 10 Y as in yes hand closed</p> 	<p>Tet = 9 T as in Time snake, surround</p> 	<p>Chet = 8 Ch as in Bach fence, inner room, to separate</p> 	<p>Zayin = 7 Z as in zebra weapon, cut, cut off</p> 	<p>Vav = 6 V as in vine nail, peg, and, to secure, man</p> 
	Yood - 10	Tet - 9	Chet - 8	Zayin - 7	Vav - 6

Aleph-Bet Hebrew Letter Practice

Letters 11 through 15 (Say, Trace and Write)

- Say the name of each letter, say the value of the letter, say the sound the letter makes, say the meaning of the letter and trace the letter three times.
- Say the name of each letter, say value of letter and write letter.

Hebrew is read and written from right to left.  **START HERE!**

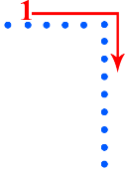
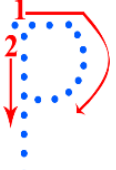
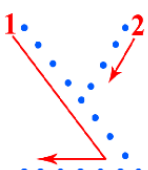
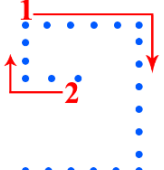
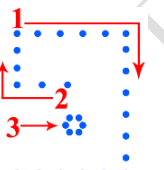
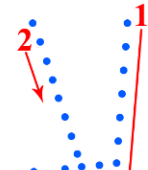
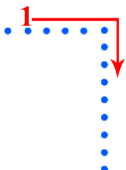
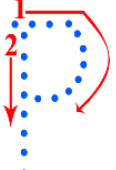
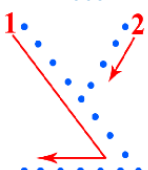
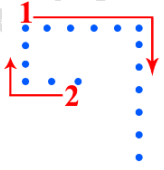
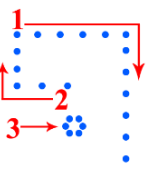
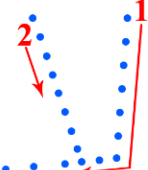
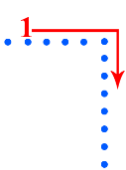
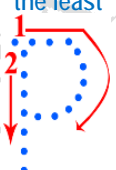
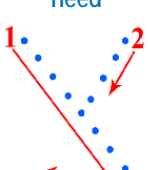
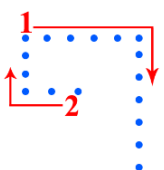
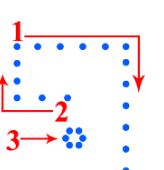
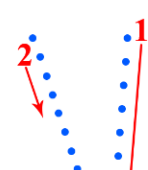
<p>Samech = 60 S as in son prop, support, twist, turn</p> 	<p>Noon = 50 N as in now fish, activity,</p> 	<p>Mem = 40 M as in mom water, liquid, massive, chaos</p> 	<p>Lamed = 30 l as in look shepherd hook, control. authority</p> 	<p>Khaf (exactly like Kaf except no dot)</p> 	<p>Kahf = 20 K as in kite Palm open hand cover, open</p> 
<p>Samech = 60 S as in son prop, support, twist, turn</p> 	<p>Noon = 50 N as in now fish, activity,</p> 	<p>Mem = 40 M as in mom water, liquid, massive, chaos</p> 	<p>Lamed = 30 l as in look shepherd hook, control. authority</p> 	<p>Khaf (exactly like Kaf except no dot)</p> 	<p>Kahf = 20 K as in kite Palm open hand cover, open</p> 
<p>Samech = 60 S as in son prop, support, twist, turn</p> 	<p>Noon = 50 N as in now fish, activity,</p> 	<p>Mem = 40 M as in mom water, liquid, massive, chaos</p> 	<p>Lamed = 30 l as in look shepherd hook, control. authority</p> 	<p>Khaf (exactly like Kaf except no dot)</p> 	<p>Kahf = 20 K as in kite Palm open hand cover, open</p> 
Samech - 60	Noon - 50	Mem - 40	Lamed - 30	Khaf	Kahf - 20

Aleph-Bet Hebrew Letter Practice

Letters 16 through 20 (Say, Trace and Write)

- Say the name of each letter, say the value of the letter, say the sound the letter makes, say the meaning of the letter and trace the letter three times.
- Say the name of each letter, say value of letter and write letter.

Hebrew is read and written from right to left.  **START HERE!**

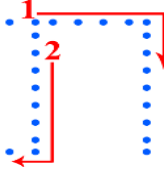
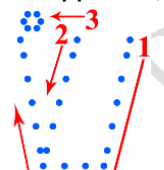
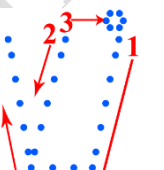
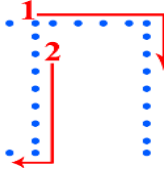
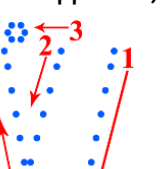
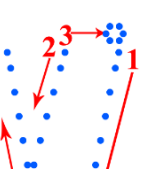
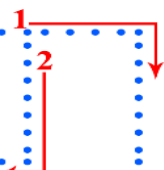
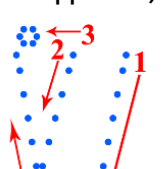
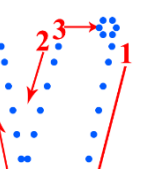
<p>Reysh = 200 R as in rain head, a person, The head, highest</p> 	<p>Koof = 100 Q as in queen back of the head, behind, the last, the least</p> 	<p>Tsadee = 90 Ts as in nuts fishhook, catch, desire, need</p> 	<p>Fey Ph as in phone (exactly like Pey except no dot)</p> 	<p>Pey = 80 P as in park mouth, speak, a word, to open</p> 	<p>Ayin = 70 Silent eye, see, know, experience</p> 
<p>Reysh = 200 R as in rain head, a person, The head, highest</p> 	<p>Koof = 100 Q as in queen back of the head, behind, the last, the least</p> 	<p>Tsadee = 90 Ts as in nuts fishhook, catch, desire, need</p> 	<p>Fey Ph as in phone (exactly like Pey except no dot)</p> 	<p>Pey = 80 P as in park mouth, speak, a word, to open</p> 	<p>Ayin = 70 Silent eye, see, know, experience</p> 
<p>Reysh = 200 R as in rain head, a person, The head, highest</p> 	<p>Koof = 100 Q as in queen back of the head, behind, the last, the least</p> 	<p>Tsadee = 90 Ts as in nuts fishhook, catch, desire, need</p> 	<p>Fey Ph as in phone (exactly like Pey except no dot)</p> 	<p>Pey = 80 P as in park mouth, speak, a word, to open</p> 	<p>Ayin = 70 Silent eye, see, know, experience</p> 
Reysh - 200	Koof - 100	Tsadee - 90	Fey	Pey - 80	Ayin - 70

Aleph-Bet Hebrew Letter Practice

Letters 21 through 22 (Say, Trace and Write)

- Say the name of each letter, say the value of the letter, say the sound the letter makes, say the meaning of the letter and trace the letter three times.
- Say the name of each letter, say value of letter and write letter.

Hebrew is read and written from right to left.  **START HERE!**

			<p>Tav = 400 T as in tall sign, seal, covenant</p> 	<p>Seen S as in sun (exactly like Sheen except dot upper left)</p> 	<p>Sheen = 300 Sh as in shy teeth, consume, destory</p> 
			<p>Tav = 400 T as in tall sign, seal, covenant</p> 	<p>Seen S as in sun (exactly like Sheen except dot upper left)</p> 	<p>Sheen = 300 Sh as in shy teeth, consume, destory</p> 
			<p>Tav = 400 T as in tall sign, seal, covenant</p> 	<p>Seen S as in sun (exactly like Sheen except dot upper left)</p> 	<p>Sheen = 300 Sh as in shy teeth, consume, destory</p> 
			Tav - 400	Seen	Sheen - 300

EL SHADDADAI MINISTRIES