

Teacher's Lesson Flow: Vayishlach "And He Sent" וישלח

Genesis 32:3-36:43 ~ Obadiah 1:16-18 ~ Matthew 17-18

Life Verse: Matthew 17:7 (CJB)

⁷ But Yeshua (Jesus) came and touched them. "Get up!" he said, "Don't be afraid."

5.

Reinforcing the WORD to build "Banah" lives

- Prayer and Praise Words to Thank YHVH God.
- Read aloud Life Verse: Matthew 17:7
- Read aloud Hebrew letters and vocabulary.
- Do not be afraid, Yeshua is with you, follow HIM.
- How do you make peace with someone who is upset with you?
- What does arise mean?
- When has God been with you in times of difficulty?

4.

New Testament "B'rit Chadashah"

- Arise and do not be afraid - Matthew 17:1-7
- Game or Activity

Review of God's Instruction; Finding Joy in God!

1.

Start Here

PRAISE "Hallel"

- Prayer and Praise to the Lord Including Fruit of the Spirit definition and Hebrew Praise Word.
- Hebrew Writing Practice
- Life Verse Practice
- Read Story

3.

Prophets/Writings "Haftarah"

- Esau's family and un-forgiveness - Obadiah 1:16-18

Children's work pages begin here!

2.

God's Teachings/Law - "Torah"

- Starting home with concerns -Genesis 32:1-7
- The Plan -Genesis 32:8-12
- Gifts for Esau -Genesis 32:13-15
- Sending the family ahead - Genesis 32:22
- Jacob wrestling with God - Genesis 33:23-32
- Meeting with Esau - Genesis 33:4-5; 16-17
- Buying land in Shechem -Genesis 33:18-20
- Worshiping God -Genesis 35:9-10

Teacher's Special Instructions

We start with a lesson on the Hebrew language and writing it.

We do this for two reasons.

- 1) All students are at the same level in learning a new language and they enjoy it.
- 2) It gives the students a chance to learn biblical truths embedded in the original language of the Old Testament.

Start by pointing out they are used to reading from left to right but that Hebrew reads from right to left. They also will need to write it from right to left.

Materials:

- a. White board, black board or large easel and paper
- b. Markers
- c. Handouts or writing paper for the students
- d. Pens or pencils for the students

Vayishlach (He sent)

Jacob (Surplanter)

Israel

Preparation:

- a. Choose 2 or 3 Hebrew words from the Hebrew writing page(s). On the board, write the words in English and in the transliterated form given in the left column of the Hebrew writing page(s).
- b. Leave space to write the word in Hebrew.
- c. Explain that the letters they see on the page are written in book print like they might see on a sign, or that they would print themselves.
- d. The words used on their Hebrew writing pages are all words that are related to each individual lesson. Generally, a Hebrew word is chosen from the lesson and emphasized each week, both to teach character and increase understanding of the concepts being taught. New words will be in the box on the upper right of this page. We also teach various names of the Triune God in Hebrew.



Procedure:

- a. Demonstrate the writing procedure of two or three of Hebrew words on the board. Have the students follow your directions on their work pages. Be sure to point out the special features of each letter
- b. Then have the students try a few words on their own, or complete the rest of the page. The ability to finish the whole exercise will depend on how much time you have. (2 to 5 minutes time is needed to finish the page.)

Games/Activities: Normally games are played after children's work pages are complete.

See: Aleph-Bet Hebrew similar Letter Practice: (Say, Trace and Write) on page 156.

Prayer and Praise Words


(Thank you ...Bless you...)

JOY: Thank you, Lord for the **JOY of the Holy Spirit that bubbles up** inside and springs into praise for all the wonderful blessings that come from **YOU!**

1. Let's thank God for one thing He has blessed you with this week.

Write your thank you here:

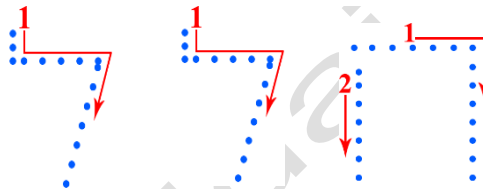
PRAISE is a way to THANK GOD for HIS Goodness to us and others.



Lamed

Lamed

Hey



Praise word: Hallel



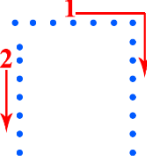

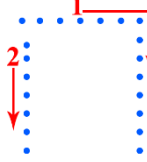

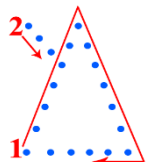

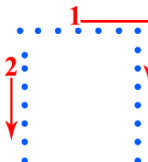
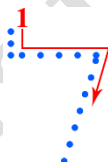
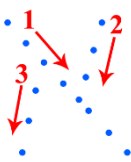
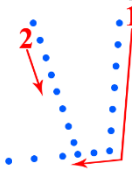

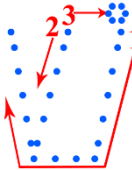

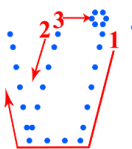



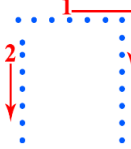
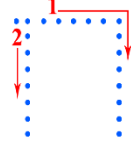


SHOW JOY, AND CELEBRATE. Hallel is a primary Hebrew root word for praise. Our word “hallelujah” comes from this root word. It means “to be clear, to shine, to boast, to show, to rave, and celebrate.” The Hebrew letters in the Hebrew word “Praise” (Hallel) mean Behold, the tongue, the tongue is created to Praise!

Psalm 113:1-3 (NKJV)

- ¹ Praise the LORD. Praise the LORD, you his servants; praise the name of the LORD.
- ² Let the name of the LORD be praised, both now and forevermore.
- ³ From the rising of the sun to the place where it sets, the name of the LORD is to be praised.

Life Verse: **Matthew 17:7 (CJB) (Say, Sing, or Game to Practice)**



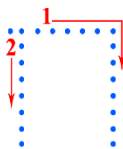
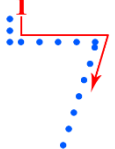
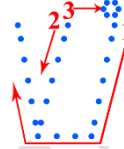


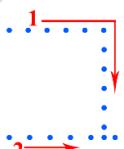
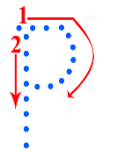
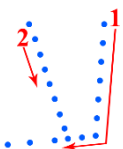

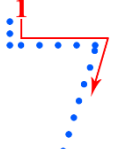
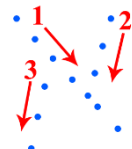
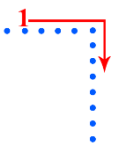
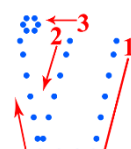

- ⁷ But Yeshua (Jesus) came and touched them. “Get up!” he said, “Don’t be afraid.”

Hebrew/English	Write and read Hebrew from right to left   Start here
Adonai, (LORD / YHVH The Name, The Merciful One)	<div>Hey</div>  <div>Vav</div>  <div>Hey</div>  <div>Yood</div> 
Practice Writing	
ELOHIM (Creator God)	<div>Mem</div>  <div>Yood</div>  <div>Hey</div>  <div>Lamed</div>  <div>Aleph</div> 
Practice Writing	
Yeshua (Jesus) (Son of God)	<div>Ayin</div>  <div>Vav</div>  <div>Sheen</div>  <div>Yood</div> 
Practice Writing	
Ruahk Hakodesh (Holy Spirit of God)	<div>Sheen</div>  <div>Dalet</div>  <div>Vav</div>  <div>Qoof</div>  <div>Hey</div>  <div>Chet</div>  <div>Vav</div>  <div>Reysh</div> 
Practice Writing	



GOD is LOVE



Hebrew /English	 Write and read Hebrew from right to left  Start here
Vayishlach (He sent)	<div>Chet</div>  <div>Lamed</div>  <div>Sheen</div>  <div>Yood</div>  <div>Vav</div> 
Practice Writing	
Yaahcove Jacob (suplanter)	<div>Veit</div>  <div>Qoof</div>  <div>Ayin</div>  <div>Yood</div> 
Practice Writing	
Yisriel (Israel)	<div>Lamed</div>  <div>Aleph</div>  <div>Reysh</div>  <div>Seen</div>  <div>Yood</div> 
Practice Writing	

HE SENT - (Vayishlach) וישלח

Genesis 32:3 – 36:43 ~ Obadiah 1:16-18 ~ Matthew 17:7

Jacob is finally going to go back home. Though he left with nothing, he is returning with a huge family and lots and lots of animals! God has blessed Jacob. Now Jacob wants to see Esau, and have peace with him. Do you think peace with Esau will happen?? Let's see.

The last time Jacob saw Esau, Esau wanted to kill Jacob. Now Jacob has his whole family with him, and he is very worried about what Esau might do. So he sends messengers ahead to tell Esau that he wants to find favor and have peace with him. Returning, the messengers told Jacob that Esau was coming with 400 men!



Jacob had a plan. He divided all that he had into two groups. That way, if one group was attacked, the other could escape. And he prayed saying he was not worthy of God's mercy and truth which God had shown. He also reminded God of His words to make his descendants as the sand of the sea which cannot be numbered. (Gen. 32:8-12) Which part of Jacob's plan do you think is the most important?

Then Jacob put together quite a present for Esau. Imagine getting this as a present: 200 female goats, 20 male goats, 200 ewes, 20 rams, 30 camels with their babies, 40 cows and 10 bulls!! Wow! Why do you think Jacob would send such a big present? (Gen. 32:13-15) The Bible tells us that Jacob wanted to make PEACE with Esau.

Do you think this is a good way to make peace? How do you make peace with someone who may be upset with you?



That night, Jacob sent his family over the Brook of Jabbok, then he was alone. But not for long! A Man appeared and wrestled with him all night long. Jacob was winning until the Man touched his hip socket, and it went out of joint. Oh, that hurts! And the Man said to him, Let Me go for day is breaking. But Jacob said, No – I will not let you go unless you bless me. So, the Man changed Jacob's name saying, **Your name shall no longer be called Jacob, but Israel.**

And the Man blessed him right there. Jacob named the place Peniel. For I have seen God face to face and lived.

Who do you think the Man was that wrestled with Jacob? Here is a clue – Jacob named the place Peniel because he had seen God face to face!!

Now imagine the sun rising and Jacob looking up and seeing Esau coming toward him with **400 men**. Do you think Jacob's heart was pounding? What would you do if you were Jacob?

Here is what happened: Jacob bowed down to the ground 7 times until he was close to Esau, and **Esau RAN** to meet him and hugged him and kissed him. And they both wept! Wouldn't it be wonderful if all our disagreements could end in such joy! They talked about how to continue their journeys and agreed that Esau would go on to Seir. And Jacob, who needed to go slowly to be kind to the children and the animals, went to Succoth and built a house and made animal stalls for the sheep and goats and cows.



After being in Succoth, Jacob journeyed to Shechem. Do you remember who bought the first land in Israel? Right, Abraham bought the cave of Macpelah in Hebron. Now Abraham's grandson Jacob bought land in Shechem for 100 pieces of money. Then he built an altar there and called it El Elohe Israel. Jacob is proclaiming that




(God (EL), is the God of Israel. Lamed Aleph , God of Israel.)
(Gen. 33:19,20).

He is saying that God is the God of the Land. And remember how the Man who wrestled with God changed his name to Israel? Do you think Jacob is saying God is my God, because his name is Israel? Wow!

While in Shechem something dreadful happened to Dina, Jacob's daughter. Dina's brothers Levi and Simeon were **so angry** that Dina had purposely been hurt by one of the men of Shechem, **they killed all the men of Shechem!** Jacob was very upset with Levi and Simeon because of what they had done, and now Jacob is afraid that other people in the area **will kill him**. (Gen. 34)

But God spoke to Jacob telling him to return to Bethel and live there. Jacob told his family to get cleaned up and get rid of all their foreign gods! You mean they had foreign gods?? Yes!! Do we ever let things come into our families that do not please God? We need to clean those things out of our homes too. Jacob took all the things that were not pleasing to God and put them under a terebinth tree. (Gen. 35:1-4)

As Jacob began his journey, he **remembered** God who had answered him in the day of his distress and has been with him wherever he had gone.” (Gen. 35:3b) Can you tell about a time when you were in trouble and God helped you? It is good to remember those times. It is good to remember how God hears us and helps us the same way Jacob did.

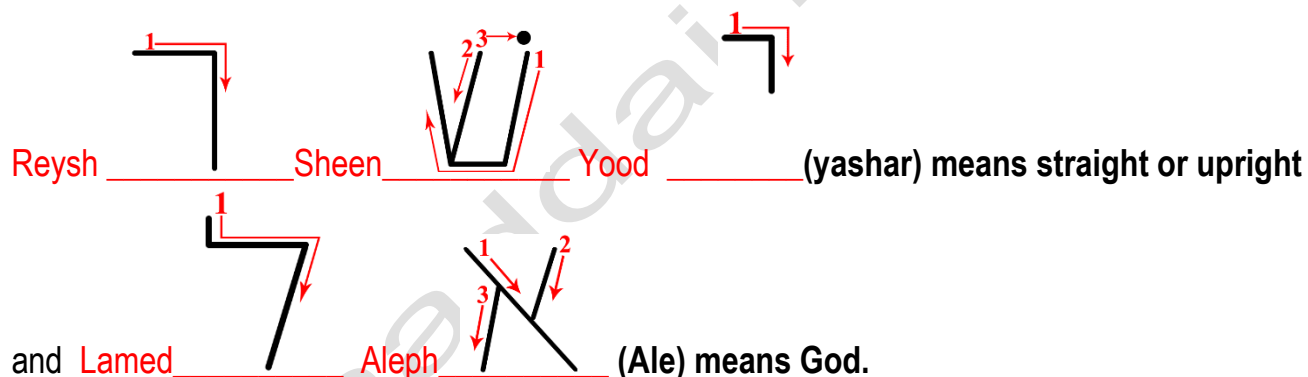


Jacob and his family now had to travel through lands where people might attack them. Do you think they were afraid? Gen.35:5 tells us how God protected them as they traveled. Listen and see if you can find something amazing about God. (Gen.35:5) And they journeyed, and the **terror of God** was upon the cities that were all around them, and they did not pursue the sons of Jacob.

Did you catch that? The terror of God was on the cities that Jacob and his family traveled through, and no one tried to hurt them. **Our God is amazing!**

Just think – He is for YOU!

Once again God appeared to Jacob and blessed him and reminded him that his name was now Israel. If you look at the ancient picture language of Hebrew and see the meaning of Israel you see that



If you put those two words together plus the word Israel, it can mean that **Israel leads you straight to God!** You can talk about why that is an amazing name!

Jacob and Esau parted ways, but Esau must have had animosity or unforgiveness for Jacob that continued and stayed in his family. In the years that follow, the prophet Obadiah tells us that Esau’s descendants rejoiced over the destruction of Jacob’s people, and they spoke proudly about the troubles they were having! God reminded Esau’s family saying, As you have done, so it will be done to you. (Oba. 1:16) And he said, The house of Esau would be stubble! (Oba. 1:18) But on Mt. Zion (Jacob’s people) will be deliverance. (Oba. 1:17a)

How does unforgiveness work against you? Discuss why it is important to forgive.
What does this teach us about how we need to treat Israel and each other?

Jacob was afraid more than once in this Torah portion, but God was with him and helped him every time. In Matthew 17:7, Yeshua said something to the disciples who were also greatly afraid. He said, **Arise and do not be afraid.** What does “arise” mean? It means get up, and even get up and keep going – don’t let fear stop you.

As we think about Jacob this week and how God was always faithful to protect Jacob, remember He says to us, His disciples today, **Arise and do not be afraid – get up and keep going!**
How will this help you when you are afraid?



TORAH (God's Teachings / Law) Genesis 32:3-7 (NIV)

³ Jacob sent messengers ahead of him to his brother Esau in the land of Seir, the country of Edom. ⁴ He instructed them: "This is what you are to say to my lord Esau: 'Your servant Jacob says,

I have been staying with Laban and have remained there till now.

⁵ I have cattle and donkeys, sheep and goats, male and female servants, and I am bringing this message to my lord, that I may find favor in your eyes.'"

⁶ When the messengers returned to Jacob, they said, "We went to your brother Esau, and now he is coming to meet you, and four hundred men are with him."



⁷ In great fear and distress Jacob divided the people who were with him into two groups, and the flocks and herds and camels as well. ⁸ He thought, "If Esau comes and attacks one group, the group that is left may escape."

(Circle Answers)

1. Jacob sent who to his brother? _____
2. Jacob's brother _____ lived in the land of Seir in the country of _____
3. The messengers told Jacob that his brother Esau was coming to meet him with _____ men.
4. How did Jacob feel about Esau coming? great _____ and _____
5. What was Jacob's plan? _____ the people into _____ groups and the _____ and _____ and _____ as well.
6. If Esau attacked one group what did Jacob think would happen to the other group? _____

TORAH (God's Teachings / Law) Genesis 32:9-12 (NOG)

⁹ Then Jacob prayed, “*Elohim* of my grandfather Abraham and *Elohim* of my father Isaac! *Yahweh*, you said to me, ‘Go back to your land and to your relatives, and I will make you prosperous.’

¹⁰ I’m not worthy of all the love and faithfulness You have shown me. I only had a shepherd’s staff when I crossed the Jordan River, but now I have two camps

¹¹ Please save me from my brother Esau, because I’m afraid of him. I’m afraid that he’ll come and attack me and the mothers and children too. ¹² But You did say, ‘I will make sure that you are prosperous and that your descendants will be as many as the grains of sand on the seashore.

No one will be able to count them because there are so many.’”



(Circle Answers)

1. Who did Jacob talk to about his problems? _____
2. When Jacob prayed, what promise did Jacob remind Yahweh God about?
3. What did Jacob say in his prayer God had shown to him? _____ and _____
4. How much did Jacob have when he crossed the Jordan River?
Only my shepherd’s _____ but now Jacob had become _____ camps.
5. What did Jacob ask Yahweh God to do for himself and his family?
6. What promise did Jacob remind Yahweh God that HE made?

TORAH (God's Teachings / Law) Genesis 32:13-15 (NIV)


¹³ He spent the night there, and from what he had with him he selected a gift for his brother Esau:
¹⁴ two hundred female goats and twenty male goats, two hundred ewes and twenty rams,
¹⁵ thirty female camels with their young, forty cows and ten bulls, and twenty female donkeys and ten male donkeys.

How many presents for Esau

_____ female goats
_____ male goats
_____ ewes
_____ rams
_____ camels with babies
_____ cows
_____ bulls

Is this a good way to make peace?

Yes or No



How do you make peace with someone who is upset with you?

TORAH (God's Teachings/ Law) Genesis 32:24-28 (NIV)

So Jacob was left alone, and a man wrestled with him till daybreak.²⁵ When the Man saw that he could not overpower him,

He touched the socket of Jacob's hip so that his hip was wrenched as he wrestled with the Man.

²⁶ Then the Man said, "Let me go, for it is daybreak." But Jacob replied, "I will not let you go unless you bless me."

²⁷ The man asked him, "What is your name?" Jacob," he answered.

²⁸ Then the man said, "Your name will no longer be Jacob, but Israel, because you have struggled with God and with humans and have overcome."



(Circle Answers)

1. When Jacob was alone and wrestled the Man, what did the Man say _____
2. Jacob would not let the Man go unless He did what? _____
3. The Man said "Your name will no longer be Jacob but _____ because you have struggled with _____ and with _____ and have _____.

TORAH (God's Teachings / Law) Genesis 32:29-30 (NOG)

²⁹ Jacob said, "Please tell me your name."

The Man answered, "Why do you ask for my name?" Then He blessed Jacob there.

³⁰ So Jacob named that place Peniel [Face of God], because he said, "I have seen *Elohim* face to face, but my life was saved."

4. Who was the Man who wrestled with Jacob? _____

Jacob and his brother Esau meet and go their separate ways,
and Jacob buys land in Canaan.

TORAH (God's Teachings / Law) Genesis 33:1-4 (NIV)

33 Jacob looked up and there was Esau, coming with his four hundred men;..

³ He himself went on ahead and bowed down to the ground seven times as he approached his brother.

⁴ But Esau ran to meet Jacob and embraced him; he threw his arms around his neck and kissed him. And they wept.



(Circle Answers)

1. What did Jacob do when he saw his brother Esau?
2. When Esau met Jacob what did he do?
3. What did both of them do?
4. What would you do if Esau was your brother?

TORAH God's Teachings / Law) Genesis 33:18-20 (NIV)

¹⁸ After Jacob came from Paddan Aram, he arrived safely at the city of **Shechem in Canaan** and camped within sight of the city. ¹⁹ For a hundred pieces of silver, he bought from the sons of Hamor, the father of Shechem, the plot of ground where he pitched his tent.

²⁰ There he set up an altar and called it **El Elohe Israel.**



TORAH (God's Teachings /Law) Genesis 35:2-5 (NIV)

² So Jacob said to his household and to all who were with him, "Get rid of the foreign gods you have with you, and purify yourselves and change your clothes

. ³ Then come, let us go up to Bethel, where I will build an altar to God, who answered me in the day of my distress and who has been with me wherever I have gone."

⁴ So they gave Jacob all the foreign gods they had and the rings in their ears, and Jacob buried them under the oak at Shechem.

⁵ Then they set out, and the terror of God fell on the towns all around them so that no one pursued them.


(Circle Answers and write names where lines are provided)

1. What did Jacob tell his family and all those with him to get rid of?
2. Where were they going?
3. What was Jacob going to do at Bethel?
4. Who answered Jacob in his distress? _____
5. Who was with Jacob wherever he had gone? _____
6. When Jacob and his family set out what fell on the towns all around them?

TORAH (God's Teachings / Law) Genesis 35:9-10 (NOG)

⁹ Then Elohim appeared once more to Jacob after he came back from Paddan Aram and HE blessed him.

¹⁰ Elohim said to him, "Your name is Jacob. You will no longer be called Jacob, but your name will be Israel." So HE named him Israel.



HAFTARAH (Prophets / Writings) Obadiah 16-18 (NKJV)

¹⁶ For as you drank on My holy mountain, So shall all the nations drink continually;
Yes, they shall drink, and swallow, And they shall be as though they had never been.

¹⁷ “But on Mount Zion there shall be deliverance, And there shall be holiness;
The house of Jacob shall possess their possessions.

¹⁸ The house of Jacob shall be a fire, And the house of Joseph a flame;
But the house of Esau *shall be* stubble; They shall kindle them and devour them,
And no survivor shall *remain* of the house of Esau,” For the LORD has spoken.

Later the prophet Obadiah tells us that Esau’s descendants rejoiced over the destruction of Jacob’s people. Because of this the house of Esau would become stubble.



1. How does unforgiveness work against you? _____
2. Discuss why it is important to forgive.
3. What does this teach us about how we need to treat Israel and each other?

BRIT CHADASHAH (New Testament) Matthew 17:7 (NKJV)

⁷ But Jesus came and touched them and said, “Arise, and do not be afraid.”

As we think about Jacob this week and how God was always faithful to protect Jacob, remember He says to us, His disciples today, Arise and do not be afraid – get up and keep going!
How will this help you when you are afraid?

Baruch (Barook - Blessing): As you arise may Yeshua bless you with a spirit of courage.

(Teacher note:

You can bless the students at the end of the class with this blessing as a whole group or individually.)

Games and Activities Teacher Instructions

For each of the lessons one of the games has been suggested to re-enforce the theme of the lesson. We have used the following games in a variety of ways. You can use the game suggested or choose another which fits your students and your time frame.

A list of general games that can be used for any/all lessons is included on pages 255-256.

Aleph-Bet Game

We divided the Aleph-Bet into groups of 5 letters so students can learn them in sections. This makes it easier to remember and does not overwhelm them. Each game comes with a set of instructions. It is suggested that you start with the first set of 5 letters with lesson 2 of Noah (Noach) and use the next 4 sets with the following lessons.

1. We start by saying the letter and the letter's value. Example: Gimel is 3.
2. Then we say the sound the letter makes. Example: Gimel says "guh" as in "girl".
3. Then say the meaning of the letter is "camel, pride, to lift up".
4. Finally, we trace or write the letter.
5. As an option you can cut the page into the designated rectangles and then scramble and have the children put them in the right order.
6. For advanced scramble, cut the rectangle in half, separating the letter, value and meaning from the writing letter. Scramble all the pieces and have the students assembly in correct order.

You can use these lessons more than once and we have found that the students learn them quickly. This seems to be a "favorite" for the students and can be used as a writing page or cut up and used as an activity scramble game. Directions for the scramble game are provided at the top of the Aleph-Bet Hebrew Letter Practice page 245.

Some Hebrew letters appear very similar and will require additional study to identify the differences. It will be a fun treasure hunt to find the differences. Two of the pages that are introduced after they learn the 22 letters of the Hebrew aleph-bet focus on these similar letters. The students will learn how to tell the difference between Beit and Veit and many other similar sounding and sometimes similar looking letters. This also can be cut up and used as an activity scramble game as well as a practice writing activity.

SCAVENGER HUNT













1. Divide into small teams – 2 to 3 children per team. Give each team a name or number.
2. Around the room, have answers to questions written out on 8 1/2 by 11 paper. Use large print that is easy to read.
3. Tape the questions around the room on the walls or on chair backs, etc.
4. Write out the answers on 8 1/2 x 11 paper and hand them out. No one can look at the questions or answers until you say, "Go"! (Be sure the team numbers or names are written on the back of the answers.)
5. Each team captain has tape.
6. As soon as the team finds the correct answer(s) to the question(s) they have, they tape it under the question.
7. The first team to have the largest number of matching questions and answers wins.

Aleph-Bet Hebrew Letter Practice

Letters that look similar (Say, Trace and Identify differences in letters)

- Say the name of each letter, say the value of the letter, say the sound the letter makes, and trace the letter three times.
- Identify the differences between the letters.
- Say the name of each letter, say the sound each letter makes and write the letter.

Hebrew is read and written from right to left. ← START HERE!

Letters		Final "Sofit" Noon N as in now	Final "Sofit" Khaf Ch as in Bach	Reysh =200 R as in rain	Dalet = 4 D as in door
Look					
Similar					
Letters		Final "Sofit" Noon N as in now	Final "Sofit" Khaf Ch as in Bach	Reysh =200 R as in rain	Dalet = 4 D as in door
Look					
Similar					
Letters		Final "Sofit" Noon N as in now	Final "Sofit" Khaf Ch as in Bach	Reysh =200 R as in rain	Dalet = 4 D as in door
Look					
Similar					