

Teacher's Lesson Flow: You Are Standing here (Nitzavim) נצבים
Deuteronomy 29:9-30:20 ~ Isaiah 61:10-63:9 ~ Acts 19-20

Life Verse Practice: Acts 19:4 (NKJV)

Then Paul said, "John indeed baptized with a baptism of repentance, saying to the people that they should believe on Him who would come after him, that is, on Christ Jesus."

5.

Reinforcing the WORD to Build "Banah" lives

- a. Prayer and Praise Words to Thank YHVH God.
- b. Review Life Verse: Acts 19:4.
- c. Review Hebrew letters and vocabulary.
- d. Have you repented from your sins and are you doing God's ways?
- e. Have we chosen to worship God?
- f. In hard times do you praise and honor God?

4.

New Testament
"B'rit Chadashah"

- a. Paul meets disciples that need more truth (Acts 19:1-6)
- b. Disciples response to truth

**Doing for
and
Standing
with God**

Start Here

1.

PRAISE "Hallel"

- a. Practice Prayer and Praise Words to the Lord Including the Fruit of the Spirit Definition and Hebrew Praise Word.
- b. Life Verse Practice
- c. Hebrew Writing Practice
- d. Read Story

3.

Prophets/Writings "Haftarah"

- a. A Choice to honor Yahweh - Isaiah 61:10-11
- b. How can you honor God?

Children's work pages begin here!

2.

God's Teachings / "Torah"

- a. Results of our choices: Life or Death
 -Deuteronomy 30:19-20
- b. If we worship other gods/idols what are the results?
 -Deuteronomy 29:18

Teacher's Special Instructions

We start with a lesson on the Hebrew language. We will both write and speak Hebrew.

We do this for two reasons:

- 1) All students are at the same level in learning a new language, and they enjoy it.
- 2) It gives the students a chance to learn biblical truths embedded in the original language of the Hebrew Scriptures (Old Testament). Start by pointing out they are used to reading from left to right, but Hebrew reads from right to left. They also will need to write Hebrew from right to left.

New Hebrew words transliterated

Neetzaav (stand)

Mar (Bitterness)

Natsar (Keep)

Materials and Vocabulary:

- a. White board, black board or large easel and paper
- b. Markers
- c. Handouts or writing paper for the students
- d. Pens or pencils for the students
- e. The words used on their Hebrew writing pages are all words that are related to each individual lesson. Generally, a Hebrew word is chosen from the lesson and emphasized each week, both to teach character and increase understanding of the concepts being taught. New words will be in the box on the upper right of this page. Various names of God will also be taught in Hebrew.

Preparation:

- a. Choose 2 or 3 Hebrew words from the Hebrew writing page(s). On the board, write the words in English and in the transliterated form given in the left column of the Hebrew writing page(s).
- b. Leave space to write the word in Hebrew.
- c. Explain that the letters they see on the page are written in book print like they might see on a sign, or that they would print themselves.

Procedure:

- a. Demonstrate the writing procedure of two or three Hebrew words on the board. Have the students follow your directions on their work pages. Be sure to point out the special features of each letter. Be sure to write from right to Left.
- b. Then have the students try a few words on their own, or complete the rest of the page. The ability to finish the whole exercise will depend on how much time you have. (2 to 5 minutes time is needed to finish the page.)

Israeli street sign



Games/Activities: Normally games are played after children's work pages are complete.

General game instructions are on page 193.

Prayer and Praise Words

(Thank you ...Bless you...)

Patience: Thank you, Lord, for the ability to **not be in a hurry** to have my own way because Your **Holy Spirit helps me wait**.

1. Let's thank God for one thing He has blessed you with this week.
- Whisper a Thank you to the Holy Spirit for giving you PATIENCE to not be in a hurry to have your own way!
 - Shout a Thank you to the Holy Spirit for helping you to wait!

Write your thank you here: _____

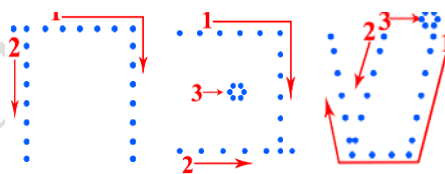
PRAISE is a way to THANK GOD for HIS Goodness to us and others.



Chet

Beit

Sheen



Praise word: Shabach

EXPRESS Confidence in God's Ability

Shabach means: "to shout, to address in a loud tone, to command, to triumph"

Psalm 63:3 (NKJV)

Because Your lovingkindness *is* better than life,
My lips shall praise You.

Life Verse Practice: Acts 19:4 (NKJV)

Then Paul said, "John indeed baptized with a baptism of repentance, saying to the people that they should believe on Him who would come after him, that is, on Christ Jesus."

Nitzavim ~ Standing ~ נצבים

Deuteronomy 29:9-30:20 ~ Isaiah 61:10-63:9 ~ Acts 19-20




Today's Torah portion is about DOING! Doing means ACTION! Action is using your energy to do a task. Tasks are activities you use your energy to do.

The LORD gave His people a task to do when they were in the desert of Moab. He said, **Keep** the words of this covenant and **do them**, that you may prosper in all you do! So God's covenant is something we use our energy to DO! (Deut 29:9) Did you find the amazing reward for keeping the covenant? Yes – Prospering – God promised doing His covenant would bring success! Everybody wants to be successful!

Then the LORD told them to STAND before Him. He tells us to stand too. Why stand? When you stand you are ready for action. When you stand you are ready to endure; you are fixed and steady – not wobbly and about to fall. You are in a position to do battle. Why do we need to be in a position to use our energy to battle? (Deut. 29:10&15)

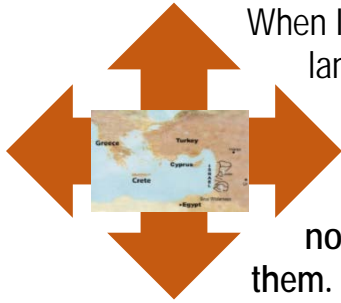


What do the people of God battle when they are in covenant with Him? We battle the temptation to serve other gods. You know like instead of memorizing a verse in the Bible, we play video games. Can video games be a god? If we value them more than we value God, then they can become like a god to us. Can TV be a god? Or money or toys or clothes or gold and silver? (Deut. 29:17)



Bitterness is being mad about something that happened, and you don't want to forgive the person that did something bad to you. Bitterness is like what your face does if you take a big bite of a lemon without sugar. Bitterness can make you grumpy and sad. God knows bitterness is not good for His people, and He knows we will have to battle bitterness by forgiving when we get our feelings hurt. (Deut. 29:17)

God wants us to know **we need Him and His covenant** to be blessed. We cannot think - - Oh, I don't need to use my energy to obey God, I will just do what I want and be blessed anyway! Why do you think doing whatever we want would bring trouble? We want to think and do God's thoughts and ways because when we do our own ways, it leads to trouble. The Lord warns us not to do our own ways and worship other gods, because then bad consequences come like plagues and sicknesses and our land burning like Sodom and Gomorrah. (Deut. 29:19-28) God doesn't want these things to happen to us – He wants to bless. He tells us to **return** to Him, obey Him with all our hearts. If we fail, God will forgive us. He wants us to return to Him. (Deut. 30:2)



When Israel disobeyed God and worshiped other gods, the Lord took them from their land and cast them into other lands. (Deut. 29:28) But He made Israel a promise saying, If any of you are driven out to the farthest parts under heaven, from there the LORD will gather you, and from there He will bring you. (Deut.30:4) And Isaiah tells us that when the LORD brings Israel back to the Land, they will **not be desolate**. For the LORD will **delight** in them , and so **God will rejoice over them**. (Isa. 62:4,5) And do you know Isaiah tells us to be **watchmen** – to pray for His

people and for the peace of Jerusalem. That's a really important task, and God is giving it to us!! What do you do when you are a watchman?

(Isa. 62:12)

In the book of Acts, the Apostle Paul also tells us to **Watch and to Remember**. What should we watch for?

Watch out for false gods and remember to worship only God!



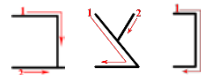
Magic can be a false god. In Paul's day when people learned about the power of Yeshua, many who practiced magic that they learned from books, confessed and burned their books about magic. And the word of the LORD grew mightily and prevailed. (Acts 19:17-20)

What happened when the people turned from the false god of magic to the true God, Yeshua?



As watchmen, we pray, we warn when something bad is coming and we tell others about Yeshua's love. Paul did these things wherever he went. Paul got in trouble for doing these things, and he was even put in chains. Paul said, None of these things move me: nor do I count my life dear to myself, so that I may finish the race with joy and the task which I received from the LORD Yeshua to tell the good news of the grace of God! (Acts 20:22-24)

Why was Paul not afraid? How can you be brave and do the task that Yeshua has given you to do?



In Hebrew the word for stand is neetzaav

(veit, tsade, noon) The Hebrew letters mean,

life comes through the righteous son. We stand in His righteousness.

Can you tell someone what makes a person righteous?

Doing for and Standing with God

Hebrew /English	<div style="display: flex; align-items: center; justify-content: space-between;"> ← Write and read Hebrew from right to left ← Start here </div>
Neetzaav/Stand	<div style="display: flex; justify-content: space-around; align-items: flex-start;"> <div style="text-align: center;">Veit</div> <div style="text-align: center;">Tsade</div> <div style="text-align: center;">Noon</div> </div>
Practice Writing	
Mar (Bitterness)	<div style="display: flex; justify-content: space-around; align-items: flex-start;"> <div style="text-align: center;">Reysh</div> <div style="text-align: center;">Mem</div> </div>
Practice Writing	
Natsar (Watch or Keep)	<div style="display: flex; justify-content: space-around; align-items: flex-start;"> <div style="text-align: center;">Reysh</div> <div style="text-align: center;">Tsade</div> <div style="text-align: center;">Noon</div> </div>
Practice Writing	

TORAH (God's Instructions/Laws) Deuteronomy 29:9 (NKJV)

DOING! Means taking **ACTION!**

Action is using your energy to do a task.



Tasks are activities
you use
your energy to do.

God spoke to his people in the desert of Moab.

Keep the words of this covenant and **do**
them, that you may prosper in all you do.

Deuteronomy 29:9

Did you find the amazing reward
for keeping the covenant?



God's covenant is something
we use our energy to **DO!**



God promised doing His covenant
would bring success!

1. What is God's covenant? (Write T for true and F for false)

___ God will be your God and Father and you will be My people.

___ The promise to Abraham, Isaac and Jacob to give them the land of Israel forever.

___ I will dwell with them in Jerusalem.

___ I will bless them so they will be a blessing.

1. Find and read the amazing reward for keeping the covenant in Deuteronomy 29:9.


2. What does the word prosper mean? (Circle the right answers.)

- To succeed in an activity
- To become strong
- Have money for your needs and to help others
- To be in good health
- To be sick and tired
- To not have enough money for food and clothes
- To know God and what He wants
- To not know God and what He wants
- Hate others and not help others
- To love others and help them

TORAH (God's Instructions/Laws) Deuteronomy 29:10-13 (NKJV)

Then the LORD told them to STAND before Him.

When you stand you are ready for action.



He tells us to stand too.

Why Stand?

You are:

- Ready to endure
- Fixed and steady
- Not wobbly and about to fall
- Ready for battle



1. Why was Israel to stand that day? (read the answer, verse 12)
2. What did God promise to do if they entered into the covenant? (read the answers from verse 13)

Deuteronomy 29:10-13 (NKJV)

¹⁰ "All of you stand today before the LORD your God: your leaders and your tribes and your elders and your officers, all the men of Israel,¹² that you may enter into covenant with the LORD your God, and into His oath, which the LORD your God makes with you today,

¹³ that He may establish you today as a people for Himself, and *that* He may be God to you, just as He has spoken to you, and just as He has sworn to your fathers, to Abraham, Isaac, and Jacob.

3. How do you show that you are ready for action?

4. How can you be ready to stand with the Lord? (draw or write an example.)

TORAH (God's Instructions/Laws) Deuteronomy 29:10, 15 (NKJV)

Why do we need to be in a position
to use our energy to battle?



What do the people of God
battle when they are in covenant
with Him?

We battle the temptation to serve other gods.

memorizing
a verse in the Bible



OR

play video games



Can video games be a god?

YES or NO

Anything we value more than we value God, can become like a god to us.

Can TV be a god?



YES or NO

Or clothes



YES or NO

Or money



YES or NO

Or gold and silver?



YES or NO

Or toys



YES or NO

How do you show that you value God? (Circle all that apply to you.)

- Read the Bible
- Pray daily
- Talk to God
- Help others
- Think about God's ways
- Sing praises to Him

TORAH (God's Instructions/Laws) Deuteronomy 29:17-19 (NKJV)

1. Read below what Israel was warned not to do.

¹⁷ You have seen their detestable practices and their idols made of wood, stone, silver, and gold.

¹⁸ I am making this covenant with you so that no one among you—no man, woman, clan, or tribe—will turn away from the LORD our God to worship these gods of other nations, and so that no root among you bears bitter and poisonous fruit.

Bitterness is being mad about something that happened and you don't want to forgive.

Bitterness can make you grumpy and sad.



Bitterness is not good for God's people



He knows we will have to battle bitterness by forgiving when we get our feelings hurt.

TORAH (God's Instructions/Laws) Deuteronomy 29:28 (NKJV)

1. Read what the consequences were for Israel when they disobeyed.

²⁸ And the LORD uprooted them from their land
in anger, in wrath, and in great indignation,
and cast them into another land,
as *it is* this day.'



TORAH (God's Instructions/Laws) Deuteronomy 30:2-4 (NKJV)

God wants to bless.

2. Read what God will do if Israel returns to Him.

Deuteronomy 30:4 (NKJV)

If *any* of you are driven out to the farthest *parts* under heaven,
from there the LORD your God will gather you, and from there He will bring you.

3. Circle what we can do for God to forgive us.

If we fail, God will forgive us. He wants us to return to Him.

Repent from my ways, confess your sin and choose

to return to God's ways

Deuteronomy 30:2-3



God promise to Israel.

Isaiah 62:4 (TLB)

⁴ Never again shall you be called
"The God-forsaken Land" or
the "Land That God Forgot." ...for the
Lord delights in you and
will claim you as his own.

Haftarah (Prophets/Writings) Isaiah 62:6-7 (NKJV)

Isaiah tells us to be **watchmen** – to pray for His people and for the peace of Jerusalem.



What do you do when you are a watchman?



1. Read what the watchmen do on Jerusalem's wall. In Isaiah 62:6-7

⁶ I have set watchmen on your walls, O Jerusalem;

They shall never hold their peace day or night.

You who make mention of the LORD, do not keep silent,

⁷ And give Him no rest till He establishes

And till He makes Jerusalem a praise in the earth.



Watch and Remember.

What should we watch for?



Watch out for false gods and
remember to worship only God!



As watchmen we:

- ✓ pray
- ✓ warn when something bad is coming
- ✓ tell others about Yeshua's love

2. Draw a picture of what you do to be a watchman for your family and community.

BRIT CHADASHAH (New Testament) ~ Acts 19:17-20, 22-24 (NKJV)

When this became known to the Jews and Greeks living in Ephesus, they were all seized with fear, and the name of the Lord Jesus was held in high honor.

¹⁸ Many of those who believed now came and openly confessed what they had done.

¹⁹ A number who had practiced sorcery brought their scrolls together and burned them publicly. When they calculated the value of the scrolls, the total came to fifty thousand drachmas.

²⁰ In this way the word of the Lord spread widely and grew in power.

1. Jews and Greeks living in Ephesus honored whose Name in Acts 19:17?

Paul or the Lord Jesus

²² And see, now I go bound in the spirit to Jerusalem, not knowing the things that will happen to me there, ²³ except that the Holy Spirit testifies in every city, saying that chains and tribulations await me.

²⁴ But none of these things move me; nor do I count my life dear to myself, so that I may finish my race with joy, and the ministry which I received from the Lord Jesus, to testify to the gospel of the grace of God.

2. Paul chose to be brave and not to worry about himself, his focus was to finish his race with _____, and the ministry that he received from the _____ to testify (tell others) of the gospel (good news) of the _____ of God.
(READ aloud Acts 20:24)

Barook (Blessing)

May Yeshua bless you as you remember: with God all things are possible.

(Teacher note: You can bless the students at the end of the class with this blessing as a whole group or individually.)

Games and Activities Teacher Instructions

For each of the lessons one of the games has been suggested to re-enforce the theme of the lesson. We have used the following games in a variety of ways. You can use the game suggested or choose another which fits your students and your time frame.

A list of general games that can be used for any/all lessons is included on page 193.

ALEPH BET HEBREW LETTER PRACTICE

Use the worksheet for letters 11 through 15 on page 213 to review.

TIC TACK TOE

1. Compile a list of questions covering information you that the children have learned in the lesson.
2. Organize teams. If you have a large number of children, you can have several Tic Tack Toe grids being played at once. If possible keep the teams small in number - 3 to 4 children on a team gives each one more opportunity to answer a question and choose a box to put their X or O in the box.
3. Have large Tic Tack Toe grids on the board or large paper at front of room.
4. Alternate questions by team.
5. If correct answer is given the child answering puts an X or an O in the box they choose until one team has 3 of the same letter in a row and wins.