

## Teacher's Lesson Flow: And he went out (Vayetze) וַיֵּצֵא

Genesis 28:10-32:3 ~ Hosea 12:13-14:10 ~ Matthew 15-16

Life Verse: Luke 10:9 (NKJV)

<sup>9</sup> Heal the sick who are there and tell them, 'The kingdom of God has come near to you.'

5.

Reinforcing the WORD to build "Banah" lives

- Prayer and Praise Words to Thank YHVH God.
- Read aloud Life verse: Luke 10:9
- Read aloud Hebrew letters and vocabulary.
- Are you part of God's family?
- How has heaven come into to your family?
- How were you blessed by Abraham, Isaac and Jacob?

4.

New Testament  
"B'rit Chadashah"

- God will not be mocked  
-Galatians 6:7
- Jesus came to earth  
- Luke 10:9
- Jesus taught of the Kingdom  
- Matthew 4:23
- Kingdom of God  
-Luke 17:20-21
- Jesus saves us – John 3:16
- Game or Activity

**Actions have  
consequences  
and Heaven  
comes to earth!**

1.

**Start Here**

PRAISE "Hallel"

- Prayer and Praise to the Lord  
including Fruit of the Spirit definition  
and Hebrew praise word.
- Life Verse Practice
- Hebrew Writing Practice
- Read Story

Children's work pages begin here!

2.

God's Teachings/Law "Torah"

- Story of Jacobs dream  
– Genesis 28:12-15
- The house of God  
– Genesis 28:16-17
- Laban tricking Jacob over Rachel and Leah – Genesis 29:18-30

3.

Prophets/Writings "Haftarah"

- Adonijah tries to trick David for the throne – 1 Kings 1: 5, 17,18
- David sets it right as promised  
– 1 Kings 1:43

## Teacher's Special Instructions

We start with a lesson on the Hebrew language. We say, write and discuss the meaning of the words. We do this for two reasons:

- 1) All students are at the same level in learning a new language, and they enjoy it.
- 2) It gives the students a chance to learn biblical truths embedded in the original language of the Hebrew Scriptures (Old Testament). Start by pointing out they are used to reading from left to right, but Hebrew reads from right to left. They also will need to write Hebrew from right to left.

### Materials:

- a. White board, black board or large easel and paper
- b. Markers
- c. Handouts or writing paper for the students
- d. Pens or pencils for the students

Vayetze (And he went out)

Abraham (Father of nations)

Isaac (Laughter)

### Preparation:

- a. Choose 2 or 3 Hebrew words from the Hebrew writing page(s). On the board, write the words in English and in the transliterated form given in the left column of the Hebrew writing page(s).
- b. Leave space to write the word in Hebrew.
- c. Explain that the letters they see on the page are written in book print like they might see on a sign, or that they would print themselves.
- d. The words used on their Hebrew writing pages are all words that are related to each individual lesson. Generally, a Hebrew word is chosen from the lesson and emphasized each week, both to teach character and increase understanding of the concepts being taught. New words will be in the box on the upper right of this page. We also teach various names of the Triune God in Hebrew.



### Procedure:

- a. Demonstrate the writing procedure of two or three of Hebrew words on the board. Have the students follow your directions on their work pages. Be sure to point out the special features of each letter.
- b. Then have the students try a few words on their own, or complete the rest of the page. The ability to finish the whole exercise will depend on how much time you have. (2 to 5 minutes time is needed to finish the page.)

**Games/Activities:** Normally games are played after children's work pages are complete.

See: Aleph-Bet Hebrew similar Letter Practice: (Say, Trace and Write) on page 138.

## Prayer and Praise Words


(Thank you ...Bless you...)

**JOY:** Thank you, Lord for the **JOY of the Holy Spirit that bubbles up** inside and springs into **praise for all the wonderful blessings** that come from **YOU!**

1. Let's thank God for one thing He has blessed you with this week.

Write your thank you here: \_\_\_\_\_

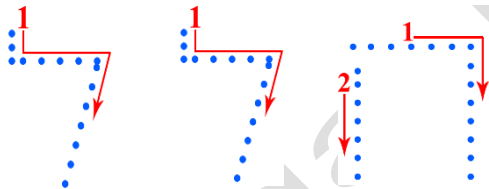
PRAISE is a way to THANK GOD for HIS Goodness to us and others.



Lamed

Lamed

Hey



Praise word: Hallel

**SHOW JOY, AND CELEBRATE.** Hallel is a primary Hebrew root word for praise. Our word “hallelujah” comes from this root word. It means “to be clear, to shine, to boast, to show, to rave, and to celebrate.” The Hebrew letters in the Hebrew word “Praise” (Hallel) mean Behold, the tongue, the tongue is created to Praise!

### Psalm 113:1-3 (NKJV)

<sup>1</sup> Praise the LORD. Praise the LORD, you his servants; praise the name of the LORD.



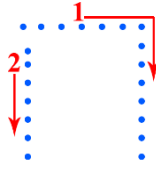

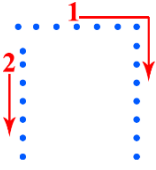

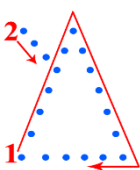

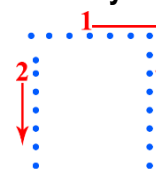

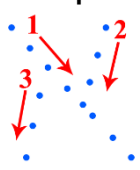
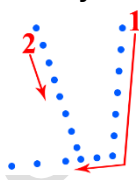

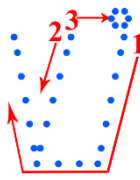

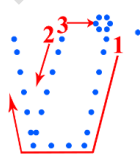
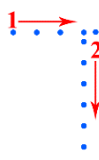

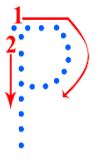
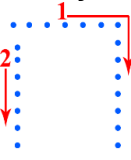
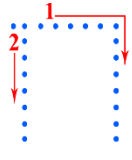


<sup>2</sup> Let the name of the LORD be praised, both now and forevermore.

<sup>3</sup> From the rising of the sun to the place where it sets, the name of the LORD is to be praised.

### Life Verse Practice: Luke 10:9 (NKJV) (Say, Sing, Game to Practice)



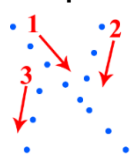
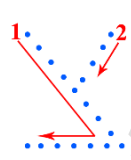
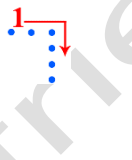
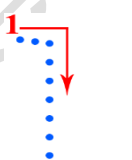
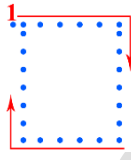
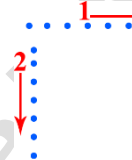
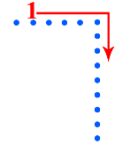
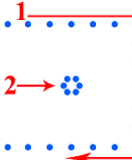
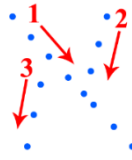
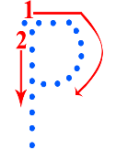
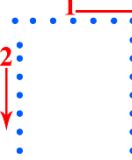
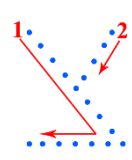

Yeshua (Jesus) said:

<sup>9</sup> Heal the sick who are there and tell them, ‘The kingdom of God has come near to you.’

Hebrew/English	Write and read Hebrew from right to left   <b>Start here</b>
Adonai, (LORD / YHVH The Name, The Merciful One)	<div>Hey</div>  <div>Vav</div>  <div>Hey</div>  <div>Yood</div> 
Practice Writing	
ELOHIM (Creator God)	<div>Mem</div>  <div>Yood</div>  <div>Hey</div>  <div>Lamed</div>  <div>Aleph</div> 
Practice Writing	
Yeshua (Jesus) (Son of God)	<div>Ayin</div>  <div>Vav</div>  <div>Sheen</div>  <div>Yood</div> 
Practice Writing	
Ruahk Hakodesh (Holy Spirit of God)	<div>Sheen</div>  <div>Dalet</div>  <div>Vav</div>  <div>Qoof</div>  <div>Hey</div>  <div>Chet</div>  <div>Vav</div>  <div>Reysh</div> 
Practice Writing	



# GOD is Faithful

Hebrew /English	 <b>Write and read Hebrew from right to left</b>  <b>Start here</b>
Vayetze (He went out)	<div>Aleph</div>  <div>Tsadi</div>  <div>Yood</div>  <div>Vav</div> 
Practice Writing	
Avraham Abraham (Father of nations)	<div>Final Mem</div>  <div>Hey</div>  <div>Reysh</div>  <div>Beit</div>  <div>Aleph</div> 
Practice Writing	
Yitzchaq (Isaac, he will laugh, he will rejoice)	<div>Koof</div>  <div>Hey</div>  <div>Tsadi</div>  <div>Yood</div> 
Practice Writing	


## HE WENT OUT - (Vayetze) וַיֵּצֵא

Genesis 28:10-32 ~ I Kings 1:1-31 ~ Matthew 13-14 ~ Luke 10:17

Do you remember how Jacob tricked his dad and brother?

Then because his brother, Esau, was so angry about being tricked, **he had to flee**. So Jacob fled from Beer Sheba and went toward Haran. His mother's family lived in Haran. (Gen.28:10) As he journeyed, the sun had set, so Jacob stopped and stayed at a certain place. He took a stone, laid his head on it, like a pillow, went to sleep and had a dream.

In this dream, he saw a ladder that went from earth to heaven. The angels of God were going up and down this ladder! And the LORD stood above it and spoke to Jacob. And He promised Jacob the **very same promise He had made to Isaac and Abraham**. He said I will give you this land, and give it to your family after you. Your family will multiply like the dust of the earth, and in your seed **all the families of the earth shall be blessed**. What do you think is the most amazing part of this promise? The LORD has now made this promise to Jacob, to Jacob's dad, Isaac and his grandpa, Abraham! This is a promise that is still true TODAY! The Land of Israel still belongs to Abraham's people. (Gen.28:12-14) But HOW do you think the **whole earth** would be blessed through this family? At the end of this lesson we will find out!



Do you think that Jacob might have been a little bit afraid on this journey? He left with only his staff – no money and no weapons, and he was out there in the wilderness **all by himself**. There were wild animals out there! But God knew how Jacob felt and told him something else, God said to Jacob, Behold, **I am with you and will keep you wherever you go**, and will bring you back to this land; for I will not leave you until I have done what I have spoken to you! What is your favorite part this promise? (Gen.28:15) God wants you to know that He is with you too! He said He would never leave you or forsake you! (Heb. 13:5 and Deut.31:6) If you are ever afraid, you can remember this verse.

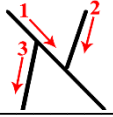
Jacob woke up from his sleep and said, **Surely the LORD is in this place, and I did not know it.....How awesome is this place!** This is the house of God and this is the gate of heaven! Jacob named this place Bethel. **Bethel in Hebrew is Beit El which means the House of God.** (Genesis 28:16, 17)



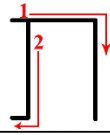
(Beit El is Lamed



Aleph



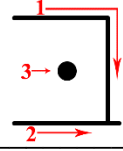
Tav



Yood



Beit



Jacob journeyed on and came to a well. Next to the well, 3 flocks of sheep were laying. (Gen.29:2) Some men were also there who were from Haran, and Jacob asked them if they knew his uncle Laban. They did! Wow! Then they said, Look, here comes Laban's daughter, Rachel. Rachel took care of her father's sheep! When Jacob saw Rachel, he rolled the stone away from the well, so all the sheep could drink, and after that he kissed Rachel and told her that he was related to her father! Now Rachel was so excited that she **ran** to tell her dad, Laban, all these things! (Gen.29:6-12)

You know how exciting it is when your cousins or your grandma and grampa are coming to see you? You can **hardly wait** to see them. Well, when Laban heard the news about Jacob, he was so excited he ran to meet him. Jacob lived with his Uncle Laban and worked for him for a month. (Gen.29:13-15) Laban asked Jacob how he would like to be paid for his work.

Well, Jacob loved Rachel, so he said, I will work for you for 7 years to marry your daughter, Rachel. And Jacob did work for 7 years.

Now the story gets very interesting. Remember how Jacob tricked his dad so he could get his brother's blessing? Every action we do has consequences. God said it like this:

Do not be fooled. God is not mocked, for whatever a man sows that he will reap. (Gal.6:7) What does that mean? It means the things you do to other people – that is what will be done to you!

Does this mean that Jacob is going to get tricked? Yes! Though Jacob did work for 7 years to marry Rachel, who he loved; Laban tricked Jacob by giving him his older daughter, Leah! Laban did this at night when it was dark, and Jacob could not see! Jacob thought he was marrying Rachel, but he was marrying Leah! Jacob had to work another 7 years to marry Rachel!

What can we learn from this story about how to treat others?



When Leah and Rachel were married, Laban gave each of them a lady to help them. He gave Zilpah to Leah and Bilhah to Rachel. (Gen. 29:24&29)

And then God began to multiply this family. He blessed Jacob with **11 sons during the 20 years he worked for Laban**. Eventually God would give him 12 sons and these 12 sons would begin the **12 tribes of Israel!** You can read all their names in Gen. 35:23-26.

During the time that all of Jacob's sons were born, Jacob was faithful to work for Laban and care for his flocks. But Jacob really wanted to go back to his land. (Gen. 30:25) Laban knew that God had blessed him because of Jacob, so Laban made a deal with Jacob to have him stay and continue work for him, and he gave Jacob some of his flock. As time went by, Jacob's flocks grew in strength and number, and Laban's flocks became feeble. (Gen. 30:42) This made Laban mad, and Laban was no longer favorable toward Jacob. (Gen.31:2)



After talking with his wives about Laban being angry, **they all fled in secret**. They packed up all the children and all their possessions on camels, and off they went on the journey back to Jacob's land. Were they tricking Laban? When Laban learned that they were gone, he came after them in hot pursuit, and eventually caught up with them. (Gen.31:36) The two men had a lot to say to each other and finally agreed on what to do. They agreed that Laban would stay in his land and Jacob would also stay in his land. Laban kissed his sons and daughters and blessed them, and he returned to his place. (Gen. 31:55)

Jacob also went on his way and the angels of God met him! When Jacob saw them, he said, This is God's camp. (Gen. 32:1,2) Can you imagine how happy Jacob was to see what God promised him when He said, I will bring you back to this land – and now Jacob is returning to his own Land. Can you remember a time when you had been away for a while, and how good it felt when you came home?



Laban tricked Jacob, and now the book of I Kings tells us that when King David was old, one of his sons tried to trick him! David's son, Solomon, was next to be king, but another of David's sons named Adonijah, quickly made himself king before Solomon had a chance to become king, and before anyone could stop him. (I Kings 1:5) Solomon's mother told King David what had happened. (I Kings 1:17,18) David replied, .... just as I swore to you by the LORD God of Israel, saying, Assuredly, Solomon your son shall be king after me, and he shall sit on my throne in my place, so I certainly will do this day! And David made Solomon king just as he had said he would.



(I Ki. 1:43) The very sad ending to this event is that Adonijah who had tried to trick people and take what was not his, lost his life!! What a sad ending. How could this have ended differently?

Remember how God told Abraham, Isaac and Jacob that He would bless **all the families of the earth**? Let's think about how Jacob saw God's angels going up and down from earth to heaven. Do you think God could make a way for heaven to come down to earth so we could know about heaven? He did! He sent Yeshua, His Son, from the kingdom of heaven to teach us about His Kingdom and about HOW to be part of His Kingdom! **That is the biggest blessing of all time!**

Here are some things Yeshua teaches us about the kingdom of heaven. Listen and find something you learn about heaven.

Mat. 13:11 says that the ability has been given to you to know about the mysteries of the kingdom of heaven.

Mat. 4:23 Jesus went all around Galilee teaching and preaching the **good news of the kingdom** and healing all their illnesses....

Luke 10:9 says that the kingdom of God has come near you

Luke 17:21 says that indeed the **kingdom of God is within you – in your midst!**

Matt. 6:19 I will give you the keys of the kingdom of heaven.....

All this week you can think about the kingdom of heaven being in you. How does that happen? You can do what Yeshua did and tell others about the good news of the kingdom of God. Yeshua loves people and wants them to know how to get to His Kingdom.

John 3:16 For God so loved the world that He gave His only Son, that whoever believes in Him should not perish, but have everlasting life.

## TORAH:

Jacob had to flee From Beer Sheba to Harran

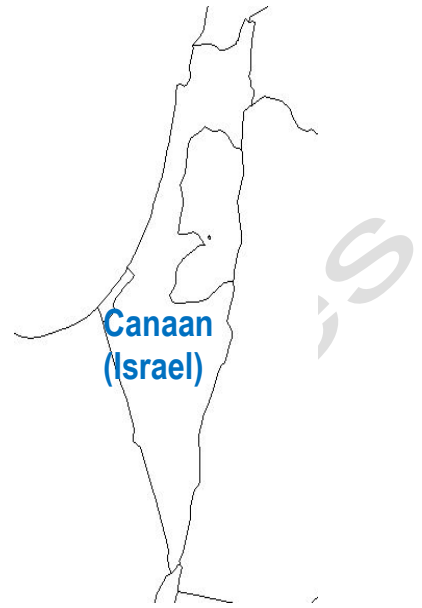
### TORAH (God's Teachings / Law): Genesis 28:12-15 (NKJV)

<sup>12</sup> Then he dreamed, and behold, a ladder was set up on the earth, and its top reached to heaven; and there the angels of God were ascending and descending on it.

<sup>13</sup> And behold, the LORD stood above it and said:  
“I *am* the LORD God of Abraham  
your father and the God of Isaac;  
the land on which you lie I will give to you and your descendants.

<sup>14</sup> Also your descendants shall be as the dust of the earth;  
you shall spread abroad to the west and the east,  
to the north and the south; and in you and in your seed  
all the families of the earth shall be blessed.

<sup>15</sup> Behold, I *am* with you and will keep you wherever you go,  
and will bring you back to this land;  
for I will not leave you until I have done what I have spoken to you.”



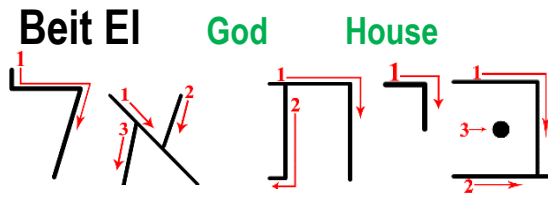
1. What is the amazing part of the promise given to Jacob by YHVH God?


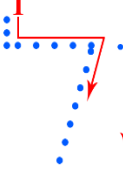
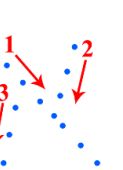
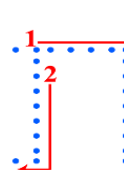
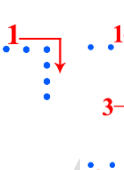
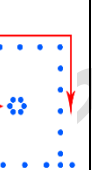
(Tell the story)

2. How will the whole earth be blessed through this family (Abraham, Isaac, and Jacob)?

(Give thanks for what God has done)

Surely the LORD is in this place!



Hebrew /English	Write Hebrew from right to Left 				
Beit El (House God)	Lamed	Aleph	Tav	Yood	Beit
					

### TORAH (God's Teachings / Law) Genesis 28:16-17 (NOG)

<sup>16</sup> Then Jacob woke up from his sleep and exclaimed, "Certainly, Yahweh is in this place, and I didn't know it!" <sup>17</sup> Filled with awe, he said, "How awe-inspiring this place is! Certainly, this is the house of Elohim and the gateway to heaven!"

### Genesis 29:18-30 (tell the story)

After 7 years of work

Laban tricked  
Jacob  
Into marrying Leah



Jacob  
Worked another 7  
years for Rachel

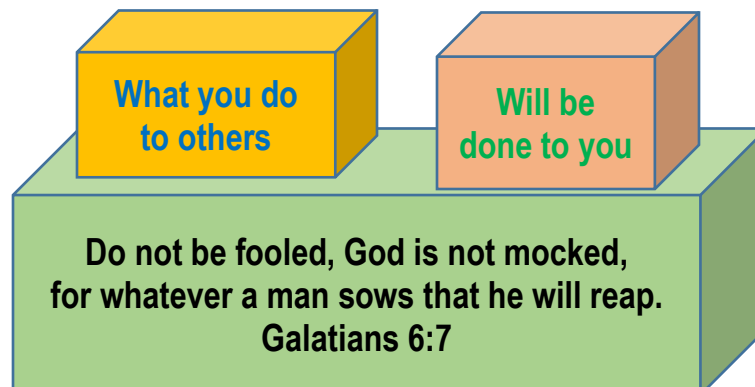


11 sons in 20 years

Eventually 12 sons who became 12 tribes of Israel

### TORAH (God's Teachings / Law) Genesis 35: 23-26

Every action has a consequence



### TORAH (God's Teachings / Law) Genesis 30:25-27 (NKJV)

<sup>25</sup> And it came to pass, when Rachel had borne Joseph, that Jacob said to Laban, “Send me away, that I may go to my own place and to my country. <sup>26</sup> Give *me* my wives and my children for whom I have served you, and let me go; for you know my service which I have done for you.”

<sup>27</sup> And Laban said to him, “Please *stay*, if I have found favor in your eyes, *for* I have learned by experience that the LORD has blessed me for your sake.”



Fled in Secret

### Genesis 31:20-21 New King James Version (NKJV)

<sup>20</sup> And Jacob stole away, unknown to Laban the Syrian, in that he did not tell him that he intended to flee. <sup>21</sup> So he fled with all that he had. He arose and crossed the river, and headed toward the mountains of Gilead.



(Circle the answers in the scriptures)


1. Why did Jacob want to go to the mountains of Gilead?
2. Why did Laban not want him to go?
- ◀ 3. What did Jacob do?



## HAFTARAH (Prophets and Writings)

### 1 Kings 1:5 (NKJV)

<sup>5</sup> Then Adonijah the son of Haggith exalted himself, saying, “I will be king”; and he prepared for himself chariots and horsemen, and fifty men to run before him.



### HAFTARAH (Prophets / Writings) 1 Kings 1:17-18 (NKJV)

<sup>17</sup> Then she said to him, “My lord, you swore by the LORD your God to your maidservant, saying, ‘Assuredly Solomon your son shall reign after me, and he shall sit on my throne.’” <sup>18</sup> So now, look! Adonijah has become king; and now, my lord the king, you do not know about *it*.

### HAFTARAH (Prophets / Writings) 1 Kings 1:43 (NKJV)

<sup>43</sup> Then Jonathan answered and said to Adonijah, “No! Our lord King David has made Solomon king.

(Circle the answers in the scriptures above.)

1. What was Adonijah trying to do with trickery?
2. What did Solomon’s mother warn David about?
3. Who became King as had been promised?



The sad ending to this event is that Adonijah who had tried to trick people and take what was not his, lost his life!


4. How could this have ended differently?





1. Read and Circle the ways God has made heaven come to earth.

HE Did –  
HE sent  
YESHUA!



BRIT CHADASHAH (New Testament)

John 3:16 (NIV)

<sup>16</sup> For God so loved the world that he gave his one and only Son, that whoever believes in him shall not perish but have eternal life.

Brit Chadashah (New Testament) Ephesians 2:8-9 (NIV)

<sup>8</sup> For it is by grace you have been saved, through faith—and this is not from yourselves, it is the gift of God—<sup>9</sup> not by works, so that no one can boast.



Brit Chadashah (New Testament)

Luke 17:20-21 (NOG)

<sup>20</sup> The Pharisees asked Yeshua (*Jesus*) when the kingdom of God would come.

He answered them, “People can’t observe the coming of the kingdom of God. <sup>21</sup> They can’t say, ‘Here it is!’ or ‘There it is!’ You see, the kingdom of God is within you.”

Brit Chadashah (New Testament)

Luke 10:9 (NIV)

<sup>23</sup> Jesus (Yeshua) went throughout Galilee, teaching in their synagogues, proclaiming the good news of the kingdom, and healing every disease and sickness among the people.

<sup>9</sup> Heal the sick who are there and tell them, ‘The kingdom of God has come near to you.’

**Baruch – Blessing:** May Yeshua bless you in knowing that the kingdom of God has come near you.  
(Teacher note: You can bless the students at the end of the class with this blessing as a whole group or individually.)

## Games and Activities Teacher Instructions

For each of the lessons one of the games has been suggested to re-enforce the theme of the lesson. We have used the following games in a variety of ways. You can use the game suggested or choose another which fits your students and your time frame.

A list of general games that can be used for any/all lessons is included on pages 255-256.

### Aleph-Bet Games

We divided the Aleph-Bet into groups of 5 letters so students can learn them in sections. This makes it easier to remember and does not overwhelm them. Each game comes with a set of instructions. It is suggested that you start with the first set of 5 letters with lesson 2 of Noah (Noach) and use the next 4 sets with the following lessons.

1. We start by saying the letter and the letter's value. Example: Gimel is 3.
2. Then we say the sound the letter makes. Example: Gimel says "guh" as in "girl".
3. Then say the meaning of the letter is "camel, pride, to lift up".
4. Finally, we trace or write the letter.
5. As an option you can cut the page into the designated rectangles and then scramble and have the children put them in the right order.
6. For advanced scramble, cut the rectangle in half, separating the letter, value and meaning from the writing letter. Scramble all the pieces and have the students assembly in correct order.

You can use these lessons more than once and we have found that the students learn them quickly. This seems to be a "favorite" for the students and can be used as a writing page or cut up and used as an activity scramble game. Directions for the scramble game are provided at the top of the Aleph-Bet Hebrew Letter Practice page 247.

Some Hebrew letters appear very similar and will require additional study to identify the differences. It will be a fun treasure hunt to find the differences. Two of the pages that are introduced after they learn the 22 letters of the Hebrew aleph-bet focus on these similar letters. The students will learn how to tell the difference between Beit and Veit and many other similar sounding and sometimes similar looking letters. This also can be cut up and used as an activity scramble game as well as a practice writing activity.

### EACH ONE WRITE ONE

1. **Form teams.**
2. **Have each team member write a question about the lesson on a 3x5 card or piece of paper. (Older children can assist younger children on their team who may need help with this.)**
3. **Pass all the questions in. The teacher reads one team's questions to the other team – one member at a time answers the question.**
4. **1,000 points is awarded for each correct answer.**
5. **The first team to have 10,000 points wins**

## Aleph-Bet Hebrew Letter Practice

Letters that look similar (Say, Trace and Identify differences in letters )

- Say the name of each letter, say the value of the letter, say the sound the letter makes, and trace the letter three times.
- Identify the differences between the letters.
- Say the name of each letter, say the sound each letter makes and write the letter.

Hebrew is read and written from right to left. **START HERE!**

<b>Letters</b>  <b>Look</b>  <b>Similar</b>	<b>Noon = 50</b> N as in now  	<b>Kahf</b> Ch as in Bach  	<b>Kahf = 20</b> K as in kite  	<b>Vet</b> V as in vine  	<b>Bet = 2</b> B as in boy  
<b>Letters</b>  <b>Look</b>  <b>Similar</b>	<b>Noon = 50</b> N as in now  	<b>Kahf</b> Ch as in Bach  	<b>Kahf = 20</b> K as in kite  	<b>Vet</b> V as in vine  	<b>Bet = 2</b> B as in boy  
<b>Letters</b>  <b>Look</b>  <b>Similar</b>	<b>Noon = 50</b> N as in now  	<b>Kahf</b> Ch as in Bach  	<b>Kahf = 20</b> K as in kite  	<b>Vet</b> V as in vine  	<b>Bet = 2</b> B as in boy  