

## Teacher's Lesson Flow: Heave offering (Terumah) תרומה

Exodus 25:1-27:19 ~ I Kings 5:26-6:13 ~ Mark 10-11

### Life Verse Practice: Mark 10:26-27 (NKJV)

<sup>26</sup> And they were greatly astonished, saying among themselves,  
"Who then can be saved?"

<sup>27</sup> But Jesus (Yeshua) looked at them and said, "With men *it is* impossible, but not with God; for with God all things are possible."

5.

### Reinforcing the WORD to Build "Banah" lives

- Quickly review Prayer and Praise Words to Thank YHVH God.
- Review quickly Life Verse: Mark 10:26-27
- Review quickly the Hebrew letters and vocabulary.
- How do you make a home for God in your heart?
- How do you protect your heart from wrong ideas?
- Who did God send to help us live by the words of God?
- What is the meaning of the final Tav?

4.

### New Testament "B'rit Chadashah"

- Who can be Saved? -Mark 10:27
- The son on man lifted up – Mark 10:33-34
- The Holy Spirit in our heart - John 14:26

Follow  
God's  
Patterns

1.

### PRAISE "Hallel"

- Practice Prayer and Praise Words to the Lord Including the Fruit of the Spirit Definition and Hebrew Praise Word.
- Life Verse Practice
- Hebrew Writing Practice
- Read Story

Children's work pages begin here!

2.

### God's Teachings / "Torah"

- The willing heart offerings - Exodus 25:1,2
- Building the Sanctuary - Exodus 25: 8,9
- Ark of Testimony - Exodus 25:1-7
- Mercy Seat - Exodus 25:10-22
- Table of Showbread - Exodus 25: 23-30
- Lampstand - Exodus 25: 31-40

3.

### Prophets/Writings "Haftarah"

- Building the Temple - 1 Kings 6:1-10
- God's Promise to dwell with Israel - 1 Kings 6:11-13

## Teacher's Special Instructions

We start with a lesson on the Hebrew language. We will both write and speak Hebrew.

We do this for two reasons:

- 1) All students are at the same level in learning a new language, and they enjoy it.
- 2) It gives the students a chance to learn biblical truths embedded in the original language of the Hebrew Scriptures (Old Testament). Start by pointing out they are used to reading from left to right, but Hebrew reads from right to left. They also will need to write Hebrew from right to left.

### Materials and Vocabulary:

- a. White board, black board or large easel and paper
- b. Markers
- c. Handouts or writing paper for the students
- d. Pens or pencils for the students
- e. The words used on their Hebrew writing pages are all words that are related to each individual lesson. Generally, a Hebrew word is chosen from the lesson and emphasized each week, both to teach character and increase understanding of the concepts being taught. New words will be in the box on the upper right of this page. Various names of God will also be taught in Hebrew.

New Hebrew words transliterated

Terumah (Heave Offerings)

Taavneet (Pattern)

Shemah (Hear)

### Preparation:

- a. Choose 2 or 3 Hebrew words from the Hebrew writing page(s). On the board, write the words in English and in the transliterated form given in the left column of the Hebrew writing page(s).
- b. Leave space to write the word in Hebrew.
- c. Explain that the letters they see on the page are written in book print like they might print themselves.

### Procedure:

- a. Demonstrate the writing procedure of two or three Hebrew words on the board. Have the students follow your directions on their work pages. Be sure to point out the special features of each letter.
- b. Then have the students try a few words on their own, or complete the rest of the page. The ability to finish the whole exercise will depend on how much time you have. (2 to 5 minutes time is needed to finish the page.)

**Games/Activities:** Normally games are played after children's work pages are complete.

For this lesson work on learning the 10 commandments along with their corresponding letter and number. Start with trace and write name of Hebrew letter and then say the correct commandment. You will find them on pages 138 to 140.



## Prayer and Praise Words


(Thank you ...Bless you...)

**JOY:** Thank you, Lord for the **JOY** of the Holy Spirit that bubbles up inside and springs into **praise** for all the wonderful blessings that come from **YOU!**

2. Let's thank God for one thing He has blessed you with this week.

Write your thank you here: \_\_\_\_\_

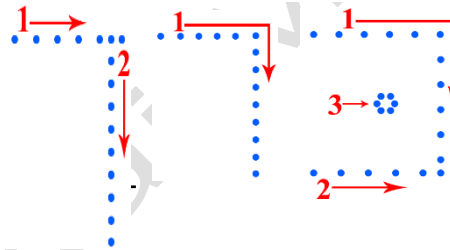
PRAISE is a way to THANK GOD for HIS Goodness to us and others.



Final Kaf

Reyesh

Bet



Praise word: Barak

EXPRESS HUMILITY and Adoration

Barak means “to kneel down, to bless God as an act of adoration.”

- Beit means House
- Reysh means a person, the head, the highest
- Kaf means palm, to cover, to open or allow

Barak could mean: What the household of the highest allows. To be blessed could mean: To do what the highest in the house allows. Is God the head of your house and your heart?

Psalm 95:6 (NKJV)

Oh come, let us worship and bow down; Let us kneel before the LORD our Maker.

Life Verse Practice: Mark 10:26-27 (NKJV) (Say, Sing, Game for Practice)

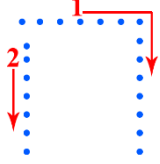
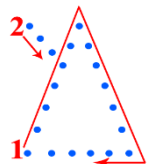


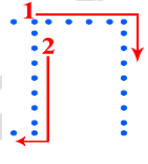
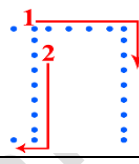


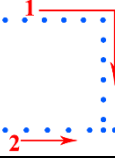
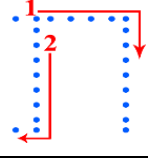
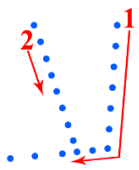
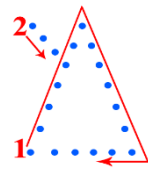
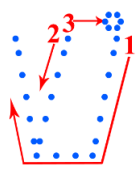
<sup>26</sup> And they were greatly astonished, saying among themselves,

“Who then can be saved?” <sup>27</sup> But Jesus (Yeshua) looked at them and said,

“With men *it is* impossible, but not with God; for with God all things are possible.”

Hebrew/English	<div> <div>← Write and read Hebrew from right to left.</div> <div>← Start here</div> </div>
<b>RAV CHESED</b> (Loving and Kind to all)	<div> <div>Reysh</div> <div>Dalet</div> <div>Samech</div> <div>Chet</div> <div>Vet</div> </div>
Practice Writing	
<b>EMET (Truth, Faithfulness)</b>	<div> <div>Tav</div> <div>Mem</div> <div>Aleph</div> </div>
Practice Writing	
<b>NOTZEIR CHESED</b> <b>L'ALAFIM</b> (Keeping loving-kindness for 1000s)	<div> <div>Dalet</div> <div>Samech</div> <div>Chet</div> <div>Reysh</div> <div>Tsade</div> <div>Noon</div> </div> <div> <div>Final Mem</div> <div>Yood</div> <div>Fey</div> <div>Lamed</div> <div>Aleph</div> <div>Lamed</div> </div>
Practice Writing	

## Follow God's Patterns!

Hebrew /English	<div style="display: flex; justify-content: space-between; align-items: center;"> <span>← Write and read Hebrew from right to left</span> <span>← Start here</span> </div>
<b>Terumah</b> (Heave Offering)	<div style="display: flex; justify-content: space-around; text-align: center;"> <div>Hey </div> <div>Mem </div> <div>Vav </div> <div>Reyesh </div> <div>Tav </div> </div>
Practice Writing	
<b>Taavneet</b> (Pattern)	<div style="display: flex; justify-content: space-around; text-align: center;"> <div>Tav </div> <div>Yood </div> <div>Noon </div> <div>Veit </div> <div>Tav </div> </div>
Practice Writing	
<b>Shamah (Hear)</b>	<div style="display: flex; justify-content: space-around; text-align: center;"> <div>Ayin </div> <div>Mem </div> <div>Sheen </div> </div>
Practice Writing	

Terumah – Heave Offering תְּרוּמָה  
Exodus 25:1-29:19 ~ I Kings 5:26-6:13 ~ Mark 10-11


**Do you know how much God loves you?** He loves you with the heart of the most wonderful father you can imagine! He loves you so much that He wants to live right where you are, and that is where our Torah portion begins. God wanted to live where the sons of Israel lived in the wilderness.



Here is what happened~

The LORD spoke to Moses telling him to tell the children of Israel that those people who had *willing hearts* should bring God an offering. He said to bring things like gold, silver, blue, purple and scarlet thread, fine linen and goats hair, ram skins and badger skins, oil and spices and some special stones. Do you know why He asked for these kinds of things? Listen to the reason- (Ex. 25:1,2)

God said: Let them make Me a sanctuary that I may dwell among them. He wanted them to build Him a house, so He could live right where they live! Then He said He would show them the pattern, so they would know exactly how to make this House for Him! God has always wanted to live with His people. (Ex. 25:8,9)



In explaining this pattern, God went into great detail. In Genesis it took only 34 verses for God to describe the creation of the world, but it takes almost 3 times that many verses for God to describe the pattern for building the Tabernacle.

Some people explain this by saying it is like God living in us – in our hearts. It is difficult for humans to build a special place within their hearts where God can dwell. To help solve this problem, God sent the Holy Spirit to live in the hearts of those who accept His love and forgiveness. Then, the Holy Spirit helps us live by the Words of God. (Mk 11:13,28)



Others say God created the world all by Himself, but worked with people to build the Tabernacle and that took longer! **What do you think?**  
**How do you make your heart a home for God?**

Now God will tell Moses the very specific pattern to use to build the Tabernacle. He begins with the pattern for the Ark of the Testimony. **What is the Ark of the Testimony?**

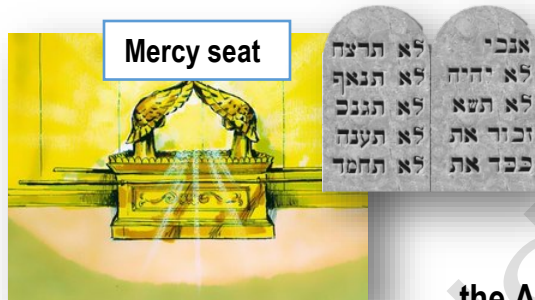


It is a box covered in gold with 4 rings attached to it. Inside the ark were the 10 Commandments, Aaron's rod that budded, and some manna.

**Why the 4 rings attached to the ark?** Well, you could put special poles through the 4 rings, so that the Ark of the Testimony could be carried wherever God's people traveled. He wanted the entire Tabernacle to be portable, so He could always be with

His people wherever they went. He is such a GOOD God – never leaving His children.

God would give them a copy of the 10 Commandments to put inside this Ark of the Testimony.



On top of the Ark they were to put the Mercy seat which would have two angels on it that would face each other. God said, I will meet with you and I will speak with you from above the mercy seat, from between the two cherubim which are on the Ark of the Testimony, about everything in the commandments. This is so amazing because

the Ark of Testimony was to be placed right in the heart of the Tabernacle- the Holiest Place. God wanted to speak to the people right in the heart of the Tabernacle where He would

dwell. He still speaks right to the hearts of people today! Take great care to protect your heart so the things of the world do not get in and pollute it. (Ex. 25:10-22) **How do you protect your heart from wrong ideas?**

He continued to give them the pattern saying to make a Table covered in gold with 4 rings on the four corners for the poles to go through and carry the table. All the dishes for the Table were to be made of gold. And God said, You shall set the showbread on the table before Me always.



Then He told them the pattern for the Golden Lampstand. It would have 7 branches altogether and would be hammered out of one piece of gold! God had shown Moses the pattern for this when he was up on the mountain!- Wow!  
(Ex. 25:31-40)



Continuing on, God told them how to make the entire Tabernacle out of acacia boards, gold, special curtains woven out of blue, purple and scarlet thread and a special veil that would separate the holiest place from the rest of the tabernacle; how to put it altogether with clasps and loops and sockets of silver. They were to make an altar for burnt offerings, and put it in the court of the Tabernacle. He left nothing out! He gave the pattern for everything.

Eventually, the children of Israel left the wilderness and came into the land of Israel, as God had promised. Four hundred and eighty years after leaving the wilderness, Solomon was king, and he began to build the house of the Lord called the Temple. This Temple was going to be in Jerusalem. God still wants to be where His people are. (1 Kings 6)

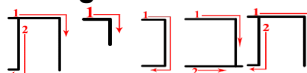
(1 Kings 6) This was a grand and beautiful house, and it took 30,000 Israeli workers plus many other people to build this house.

As the Temple was being built, the Lord spoke to Solomon. Listen to God's words and see if you think the building or obedience are most important to God: (1 Kings 6:12,13) Concerning this temple which you are building, if you walk in My statutes, do My judgments, keep all My commandments, and walk in them, then I will perform My word with you, which I spoke to your father David. And I will dwell among the children of Israel and will not forsake My people Israel. Was God saying the Temple or obedience would cause Him to dwell among them?

Remember that God gave Moses a pattern for building the tabernacle.

In Hebrew the word for "pattern" is all through this lesson

and in Hebrew is the word (taavneet) Tav, Veit, Noon, Yood, Tav



When you take the meanings of the ancient picture letters that make up this word you see something amazing. God began and ended with a covenant. He gave the first covenant – the Law -, and then this word shows us that LIFE WOULD COME THROUGH HIS SON'S HAND on the CROSS, and this would begin the re-newed covenant (the final TAV of this word). This is the pattern God gave for eternal life. Belief in His Son puts His commandments – His Law - in your heart.



**One day Yeshua's (Jesus') disciples asked Him, Who can be saved?  
Jesus looked at them and said, With men it is impossible, but not with God; for with God all things are possible. (Mk. 10:27)**



**Then He told them HOW this would be possible. See if you can understand the final TAV in the word taavneet in what Jesus said and did:**

**.....The Son of Man will be betrayed ...and they will condemn Him to death ...and they will mock Him and scourge Him, and spit on Him, and kill Him And the third day He will rise again. (Mk. 10:33,34) Accepting the sacrifice He made on the cross and following Him gives us eternal life. You belong to Jesus when you accept His forgiveness. Here is what Jesus said:**

**In John 10:28&30 And I give them eternal life, and they shall never perish: neither shall anyone snatch them out of My hand.....I and My Father are one.**

**Did you catch that?**

**The Father, God, wanted to live with the sons of Israel when they were in the wilderness.**

**Yeshua (Jesus) is the same as His Father, and He wants to live with us – FOREVER!**

**– FOR ETERNITY, and He made the way for that to happen. When we belong to Yeshua – no one can snatch us out of His hand!**

**Now that is something you can REJOICE about!**

**TORAH ( God's Teachings / Laws) Exodus 25:1-7 (NKJV)**

**25 Then the LORD spoke to Moses, saying:**


- a. <sup>2</sup>“Speak to the children of Israel, that they bring Me
- b. (YAHWEH, the LORD) an offering.

**From everyone who gives it willingly with his heart you shall take My offering.**

<sup>3</sup> And this *is* the offering which you shall take from them:

gold, silver, and bronze;<sup>4</sup> blue, purple, and scarlet *thread*, fine linen, and goats' *hair*; <sup>5</sup> ram skins dyed red, badger skins, and acacia wood; <sup>6</sup> oil for the light, and spices for the anointing oil and for the sweet incense;

<sup>7</sup> onyx stones, and stones to be set in the ephod and in the breastplate.



**Circle answers:**

1. Why did the LORD ask for things from the people of Israel?
2. What kind of things did the people bring?

**TORAH (God's Teachings / Laws)**

**Exodus 25:8-9 (NKJV)**

**<sup>8</sup> And let them make Me a sanctuary,  
that I may dwell among them.**

**<sup>9</sup> According to all that I show you, *that*  
*is*, the pattern of the tabernacle and the  
pattern of all its furnishings, just so you  
shall make *it*.**



**Circle answer and fill-in.**

1. Why did the LORD ask the Israelites to bring an offering? Then have them make \_\_\_\_\_ a \_\_\_\_\_.
2. Where did the LORD want to dwell? \_\_\_\_\_.
3. How were the Israelites to make this tabernacle and all its furnishings?  
According to all that \_\_\_\_\_ you. The \_\_\_\_\_ of the tabernacle and  
the \_\_\_\_\_ of all its furnishings.

**God created the world by Himself.**



**God worked with people to build the tabernacle.**



Why the 4 rings?



Exodus 25:10-22 (NKJV)

<sup>10</sup> “And they shall make an ark of acacia wood; two and a half cubits *shall be* its length, a cubit and a half its width, and a cubit and a half its height.

<sup>11</sup> And you shall overlay it with pure gold, inside and out you shall overlay it, and shall make on it a molding of gold all around.

<sup>12</sup> You shall cast four rings of gold for it, and put *them* in its four corners; two rings *shall be* on one side, and two rings on the other side.

<sup>13</sup> And you shall make poles of acacia wood, and overlay them with gold.


<sup>14</sup> You shall put the poles into the rings on the sides of the ark, that the ark may be carried by them.

<sup>15</sup> The poles shall be in the rings of the ark; they shall not be taken from it.

1. The LORD had 4 rings and 2 poles built on the ark because

\_\_\_\_\_

2. Does the LORD live with you? \_\_\_\_\_ Where? \_\_\_\_\_



**TORAH: (God's Teachings / Laws) Exodus 25:17-22 (NKJV)**



**<sup>17</sup> “You shall make a mercy seat of pure gold; two and a half cubits *shall be* its length and a cubit and a half its width.**

**<sup>20</sup> And the cherubim shall stretch out *their* wings above, covering the mercy seat with their wings, and they shall face one another; the faces of the cherubim *shall be* toward the mercy seat.**

**<sup>21</sup> You shall put the mercy seat on top of the ark, and in the ark you shall put the Testimony that I will give you.**

**<sup>22</sup> And there I will meet with you, and I will speak with you from above the mercy seat, from between the two cherubim which *are* on the ark of the Testimony, about everything which I will give you in commandment to the children of Israel.**





Moses received the pattern for the tabernacle and the furnishings on Mount Sinai, and he did everything as the LORD said.


Taavneet (Pattern)	Tav	Yood	Noon	Veit	Tav
-----------------------	-----	------	------	------	-----

Circle your answer and fill-in blanks below:

1. What did the LORD say would be on top of the ark?  
The \_\_\_\_\_
2. What was to be put in the ark? \_\_\_\_\_
3. What was the Testimony? \_\_\_\_\_
4. What did the LORD promise to do?
5. Does the LORD still meet with His people today and show His mercy?



## Building the Temple (House of the LORD)



Practice	
Meaning	<p> <b>Tav</b> The first covenant was the Law.  <b>Veit</b> through the Son.  <b>Noon</b> Life.  <b>Yood</b> The hand.  <b>Tav</b> The cross.  <b>LIFE WOULD COME THROUGH HIS SON'S HAND on the CROSS.</b> </p>

The pattern God gave for eternal life

Belief in His Son puts His commandments  
 – His Law - in your heart, and the commandments were the 1<sup>st</sup> covenant.





## Who can be saved?



### HAFTARAH (Prophets / Writings) 1 Kings 6:1-10 (NKJV)

<sup>1</sup> And it came to pass in the four hundred and eightieth year after the children of Israel had come out of the land of Egypt, in the fourth year of Solomon's reign over Israel, in the month of Ziv, which *is* the second month that he began to build the house of the LORD...

<sup>9</sup> So he built the temple and finished it, and he paneled the temple with beams and boards of cedar.

<sup>10</sup> And he built side chambers against the entire temple, each five cubits high; they were attached to the temple with cedar beams.

#### Circle answer and fill-in blank:

1. What King built the house of the LORD (temple) in the land of Israel? \_\_\_\_\_
2. How many years after the people of Israel came out of Egypt was the house of the LORD (temple) built in Israel? \_\_\_\_\_

<sup>11</sup> Then the word of the LORD came to Solomon, saying:

<sup>12</sup> "*Concerning* this temple which you are building,

if you walk in My statutes, execute My judgments, keep all My commandments, and walk in them, then I will perform My word with you, which I spoke to your father David.

<sup>13</sup> And I will dwell among the children of Israel, and will not forsake My people Israel."

#### Circle answer:

3. Besides building the temple what did the LORD say King Solomon needed to do?
4. What did the LORD promise to do for the children of Israel if they obeyed?

1. Read aloud each verse separately and discuss what it means to you.

Brit Chadashah (New Testament) Mark 10:23-24, 26-27(NKJV)

<sup>23</sup> Then Jesus looked around and said to His disciples, “  
How hard it is for those who have riches to enter the kingdom of God!”

<sup>24</sup> And the disciples were astonished at His words. But Jesus answered again and said to them, “Children, how hard it is for those who trust in riches to enter the kingdom of God!

<sup>26</sup> And they were greatly astonished, saying among themselves,  
“Who then can be saved?”  
<sup>27</sup> But Jesus looked at them and said, “With men *it is* impossible,  
but not with God; for with God all things are possible.”

BRIT CHADASHAH (New Testament) Mark 10:33-34 (NKJV)

“...Son of Man will be betrayed to the chief priests  
and to the scribes; and they will condemn Him to death and deliver Him to the Gentiles;  
and they will mock Him, and scourge Him, and spit on Him, and kill Him.

And the third day He will rise again.

Here is what Jesus said: And I will give them eternal life and they shall never perish; neither shall anyone snatch them out of My hand. (John 10:28,30)

Accepting the sacrifice Yeshua (Jesus) made on the cross and following Him gives us eternal life. You belong to Yeshua (Jesus) when you accept His forgiveness.

2. Have you accepted this pattern to be saved?

**Barook (Blessing)**

**May the LORD bless you with a will that quickly repents and turns and walks in His ways.**

(Teacher note: You can bless the students at the end of the class with this blessing as a whole group or individually.)

## Games and Activities Teacher Instructions

For each of the lessons one of the games has been suggested to re-enforce the theme of the lesson. We have used the following games in a variety of ways. You can use the game suggested or choose another which fits your students and your time frame.

A list of general games that can be used for any/all lessons is included at the end of this volume.

### The TEN WORDS worksheets

We have given four consecutive sessions for the students to learn the 10 commandments and their connecting letter and number. For this lesson they will trace the letters and say the letter, write the name of the letter, say the number and the commandment. They will then do a worksheet which gives them the chance to write the letter in connection with each commandment.

1. Pass out the "Trace and Write or Paste Commandment" worksheet.
2. Have students trace the Letter and say the letter, then say the corresponding commandment or "Word" number and Write or Paste the correct commandment.
3. Read through them again if there is time.

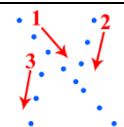
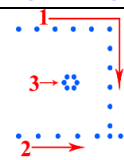
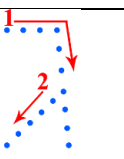
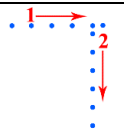
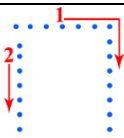

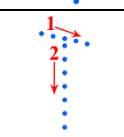
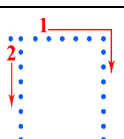
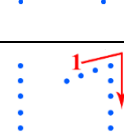
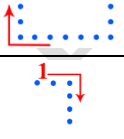
You can use these lessons more than once and we have found that the students learn them quickly.

### TIC TACK TOE

1. Compile a list of questions covering information you that the children have learned in the lesson.
2. Organize teams. If you have a large number of children, you can have several Tic Tack Toe grids being played at once. If possible keep the teams small in number - 3 to 4 children on a team gives each one more opportunity to answer a question and choose a box to put their X or O in.
3. Have large Tic Tack Toe grids on the board or large paper at front of room.
4. Alternate questions by team.
5. If correct answer is given the child answering puts an X or an O in the box they choose until one team has 3 of the same letter in a row and wins.

## 10 "Words" Commandments

10 "Words" Commandments – Trace Letter, Say Letter Name and Number and  
Write or Tape the Commandment for Each Letter

Letter	Name	Number	Commandment
	Aleph	1	
	Bet	2	
	Gimmel	3	
	Dalet	4	
	Hey	5	
	Vav	6	
	Zayin	7	
	Chet	8	
	Tet	9	
	Yood	10	

**Answer Key for Commandments****Note:**

You use as a writing activity  
or cut into separate strips and use  
as a match game or paste activity

**I AM the Lord your God**

**You shall have no other gods before ME**

**You shall not take the name of the Lord your God in vain**

**Remember the Sabbath Day and keep it holy**

**Honor your father and mother**

**You shall not murder**

**You shall not commit adultery**

**You shall not steal**

**You shall not bear false witness**

**You shall not covet**

El Shaddai Ministries