

Teacher's Lesson Flow: Generations (Toledote) תולדות

Genesis 25:19-28:9 ~ I Samuel 20:18-42 ~ Luke 3:1-18

Life Verse: Genesis 26:4-5 (NKJV)

⁴ And I will make your descendants multiply as the stars of heaven;
I will give to your descendants all these lands;
and in your seed all the nations of the earth shall be blessed; ⁵ because Abraham
obeyed My voice and kept My charge, My commandments, My statutes, and My laws."

5.

Reinforcing the WORD to build "Banah" lives

- Prayer and Praise Words to Thank YHVH God.
- Read aloud Life Verse: Genesis 26:5.
- Read aloud Hebrew letters and vocabulary.
- How do you become part of God's family?
- Are you part of God's family?
- What are some of the blessings of being part of God's family?

4.

New Testament

"B'rit Chadashah"

- Family tree of Yeshua
- Luke 3:34; 3:23, 38
- Receive God's Word
- Matthew 13:1-9, 13:16-23
- We are part of the family
- Ephesian 2:8-9, 2:19-20
- Yeshua – Luke 3:34; 3:23, 38
- Game or Activity

Blessings

and

**God's
Promises!**

1. **Start Here**

PRAISE "Hallel"

- Prayer/Praise to the Lord including the Fruit of the Spirit definition and Hebrew Praise Word.
- Life Verse Practice
- Hebrew Writing Practice
- Read Story

Children's work pages begin here!

2.

God's Teachings/Law – "Torah"

- Jacob and Esau's birth - Genesis 25:19-23
Family relations - Genesis 25:27-28
- Esau sells his birthright - Genesis 25:29-34
- Comparison of promises - Genesis 26:3-5 and 12:2-18
- Jacob deceives Isaac - Genesis 27:2-16, 21-24
- Blessing – 27:29, 37, 42-43

3.

Prophets/Writings "Haftarah"

- David and Jonathan
- 1 Samuel 20:3, 20:33, 20:31

Teacher's Special Instructions

We start with a lesson on the Hebrew language. We will both write and speak Hebrew.

We do this for two reasons:

- 1) All students are at the same level in learning a new language, and they enjoy it.
- 2) It gives the students a chance to learn biblical truths embedded in the original language of the Hebrew Scriptures (Old Testament). Start by pointing out they are used to reading from left to right, but Hebrew reads from right to left. They also will need to write Hebrew from right to left.

Materials:

- a. White board, black board or large easel and paper
- b. Markers
- c. Handouts or writing paper for the students
- d. Pens or pencils for the students

Toldot (Generations)

Yitzchaq (Isaac, he will laugh,
he will rejoice)

Preparation:

- a. Choose 2 or 3 Hebrew words from the Hebrew writing page(s). On the board, write the words in English and in the transliterated form given in the left column of the Hebrew writing page(s).
- b. Leave space to write the word in Hebrew.
- c. Explain that the letters they see on the page are written in book print like they might see on a sign, or that they would print themselves.
- d. The words used on their Hebrew writing pages are all words that are related to each individual lesson. Generally, a Hebrew word is chosen from the lesson and emphasized each week, both to teach character and increase understanding of the concepts being taught. We also teach various names of the Triune God in Hebrew. New words are listed in the box to the right above.



Procedure:

- a. Demonstrate the writing procedure of two or three of Hebrew words on the board. Have the students follow your directions on their work pages. Be sure to point out the special features of each letter.
- b. Then have the students try a few words on their own, or complete the rest of the page. The ability to finish the whole exercise will depend on how much time you have. (2 to 5 minutes time is needed to finish the page.)

Games/Activities: Normally games are played after children's work pages are complete.

See: Aleph-Bet Hebrew Letter Practice: Letters 21 through 22 (Say, Trace and Write) on page 120.

Prayer and Praise Words


(Thank you ...Bless you...)

JOY: Thank you, Lord for the **JOY** of the Holy Spirit that bubbles up inside and springs into praise for all the wonderful blessings that come from **YOU!**

1. Let's thank God for one thing He has blessed you with this week.

Write your thank you here: _____

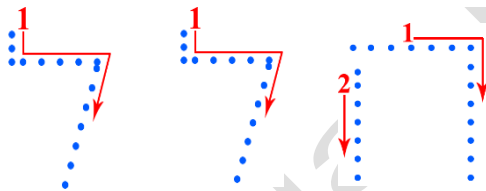
PRAISE is a way to THANK GOD for HIS Goodness to us and others.



Lamed

Lamed

Hey



Praise word: Hallel

SHOW JOY, AND CELEBRATE. Hallel is a primary Hebrew root word for praise. Our word “hallelujah” comes from this root word. It means “to be clear, to shine, to boast, to show, to rave and celebrate.” The Hebrew letters in the Hebrew word “Praise” (Hallel) mean Behold, the tongue, the tongue is created to Praise!

Psalm 113:1-3 (NKJV)

¹ Praise the LORD. Praise the LORD, you his servants; praise the name of the LORD.

² Let the name of the LORD be praised, both now and forevermore.

³ From the rising of the sun to the place where it sets, the name of the LORD is to be praised.



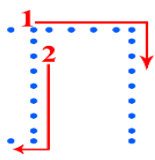
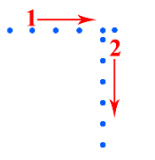
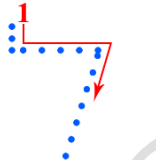
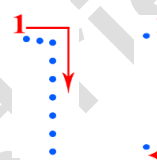
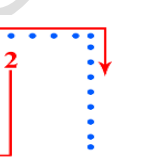
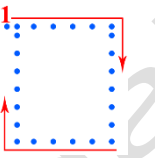
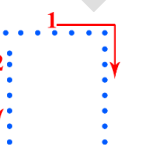
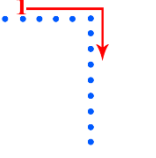
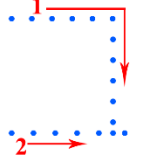
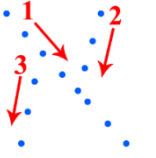
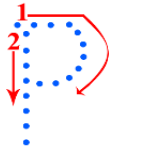
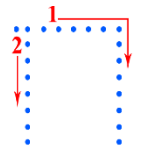
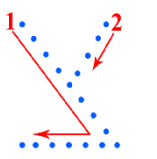
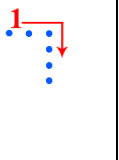
Life Verse Practice Genesis 26:4-5 (NKJV) (Say, Sing or Game to Practice)

⁴ And I will make your descendants multiply as the stars of heaven; I will give to your descendants all these lands; and in your seed all the nations of the earth shall be blessed; ⁵ because Abraham obeyed My voice and kept My charge, My commandments, My statutes, and My laws.”

Hebrew/English	<div> <div>← Write and read Hebrew from right to left.</div> <div>← Start here</div> </div>
Adonai, (LORD / YHVH The Name, The Merciful One)	<div> <div>Hey</div> <div>Vav</div> <div>Hey</div> <div>Yood</div> </div>
Practice Writing	
ELOHIM (Aloheem, Creator God)	<div> <div>Mem</div> <div>Yood</div> <div>Hey</div> <div>Lamed</div> <div>Aleph</div> </div>
Practice Writing	
Yeshua (Salvation, Jesus) (Son of God)	<div> <div>Ayin</div> <div>Vav</div> <div>Sheen</div> <div>Yood</div> </div>
Practice Writing	
Ruahk Hakodesh (Holy Spirit of God)	<div> <div>Sheen</div> <div>Dalet</div> <div>Vav</div> <div>Qoof</div> <div>Hey</div> <div>Chet</div> <div>Vav</div> <div>Reysh</div> </div>
Practice Writing	



Abraham and Isaac
received the same blessing

Hebrew /English	 Write and read Hebrew from right to left  Start here
TOLEDOTE (Generations)	<div style="display: flex; justify-content: space-around; align-items: flex-start;"> <div style="text-align: center;">Tav </div> <div style="text-align: center;">Dalet </div> <div style="text-align: center;">Lamed </div> <div style="text-align: center;">Vav </div> <div style="text-align: center;">Tav </div> </div>
Practice Writing	
Avraham (God is the great father, Abraham)	<div style="display: flex; justify-content: space-around; align-items: flex-start;"> <div style="text-align: center;">Final Mem </div> <div style="text-align: center;">Hay </div> <div style="text-align: center;">Reysh </div> <div style="text-align: center;">Veit </div> <div style="text-align: center;">Aleph </div> </div>
Practice Writing	
Yitzchaq (Isaac, he will laugh, he will rejoice)	<div style="display: flex; justify-content: space-around; align-items: flex-start;"> <div style="text-align: center;">Koof </div> <div style="text-align: center;">Chet </div> <div style="text-align: center;">Tsade </div> <div style="text-align: center;">Yood </div> </div>
Practice Writing	

GENERATIONS - (Toldote) תולדת

Genesis 25:19-28:9 ~ I Samuel 20:18-42 ~ Luke 3:1-18

Our Torah portion today is so exciting!! We are going to see a family tree grow. Did you know that you have a family tree? Everybody has a family tree. It shows how your family started, who is in your family and how it grew and branched out. Today we are going to see God begin **two nations out of one family**. We are going to watch this little family, with only 2 children, grow and become two great nations of people. We are going to see that there are problems in this family. But God made promises about what would happen with this family, and we are going to see how all that God said came true!



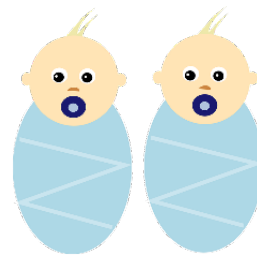
Are there ever any problems in your family? Of course, all families have problems of some kind. Maybe brothers and sisters are jealous of each other and they have squabbles, or maybe parents favor one child over another. These kinds of problems happen all the time and they happened in the family we will study today. But our God works wonders even when people make problems.

Do you remember Isaac, Abraham and Sarah's son? Well, when he was 40 years old, he married Rebekah. Rebekah was from Syria, the daughter of Bethuel, the Syrian. (Gen. 25:20) After many years of being married, Rebekah finally became pregnant, and she had twins in her womb who were **struggling with each other**. She asked the Lord why all the turmoil was going on inside of her. (Gen. 25:19-22)

Now listen and find the amazing things that the Lord told her.

He said,

- *Two nations are in your womb
- *Two different people groups will come from you.
- *One will be stronger than the other
- *The older will serve the younger! (Gen.25:23)



Did you find the 4 amazing things the Lord said?

How will this happen? Some of it would happen through problems!

Who would these two nations be? Let's find out.....

Rebekah gave birth to twin boys – Esau was the first born. He was a hunter who made delicious meals from the animals he caught. Isaac loved to eat Esau's delicious food. Esau was Isaac's favorite son. (Gen.25:27,28)

Jacob was born 2nd, and was the favorite son of his mother, Rebekah. Jacob was a mild man, not a hunter. He hung out in the tents.



One day, Jacob was hanging out in the tents, and he had cooked some lentil stew. Esau came in from hunting and asked Jacob for some of the stew. Jacob replied, Sell me your birthright, and I'll give you some food. Esau did not care at all for his birthright – even though it gave him special privileges - - he said that he was so hungry he didn't care about his birthright! So **he sold his birthright to Jacob for some food!** Do you think this was a wise thing to do? Did Esau make a good choice? (Gen. 25:29-34)

When you have to make a decision, think about whether you will be happy about this decision later.

Time passed and when Esau was 40 years old, he married two Hittite women. The Bible tells us that Esau's wives brought grief to Isaac and Rebekah. In class, you can discuss the choices Esau made.

Remember the 4 amazing things God told Rebekah, well, God made some amazing promises to Isaac, too. They were the very same promises that He had made to Abraham. Count the promises God made to Isaac and see how they are the same promises that He made to Abraham. Can you find all the ways they are the same?

To Isaac

Genesis 26:3 Dwell in this land and I will be with you and **bless you**.

For to you and your descendants I **give all these lands** and I will perform the oath which I swore to Abraham your father.

26:4 And I will make your descendants multiply as the stars of heaven;

I will give to your descendants all these lands;

in your seed all the nations of the earth

shall be blessed.

To Abraham, Isaac's Dad

Genesis 12:2 I will make you a great nation; I **will bless you!**

13:15 for all the land which you see I give to you and your descendants forever

22:17 And I will multiply your descendants as the stars of the heaven

15:18 To your descendants I have given this land.

12:3 And in you all the families of the earth shall be blessed

Did you find all the ways the promises to Abraham and Isaac were the same? YES or NO

Copyright © 2016 Sherry Lush, Karen L. Cowen, and Debora Sikes

God tells us WHY He was making these amazing promises to this family:

(Genesis 26:5) **Because Abraham obeyed My voice,
kept My charge, My commandments,
My statutes and My laws!**




When you think about this, how important do you think obeying God is?


Now we come to the part of this story where a **BIG TRICK** was played. Here is what happened.

Many years had gone by and Isaac was now old, he could no longer see, and he thought he was about to die. So, he called Esau and said, Please go hunt some game and come back and make some delicious food for me that I may bless you before I die. (Gen. 27:2-4)

Rebekah was listening to what Isaac had said to Esau, and she wanted Jacob to get the blessing, not Esau. She had a plan to trick Isaac. She called Jacob and told him Esau was about to get the blessing. So she said: do as I command you. Go get two choice little goats, and I will make savory food from them for your father such as he loves. Then YOU are going to take it to him, so he can eat it and bless **YOU**. (Gen. 27:5-10)



But Esau was a hairy guy and Jacob had smooth skin, so she put Esau's clothes on Jacob, and she put the skins from the goats on his hands and neck, so Isaac would think that Jacob was Esau. (Gen. 27:11-16)



Jacob took the delicious food into his dad. Isaac couldn't see Jacob, but he said, the voice is Jacob's voice, but the hands are the hands of Esau. The goat's skins on Jacob's hands had tricked Isaac into believing that Jacob was Esau, and Isaac **BLESSED JACOB!** Then Isaac said, Are you really my son Esau? Jacob said, I am. (Gen.27:21-24)

Now listen to the last part of this blessing and see if what God told Rebekah when she was pregnant is coming true: (Gen.27:29) **Let Peoples serve you, and nations bow down to you. Be master over your brethren** and let your **mother's sons bow down to you**. Cursed be everyone who curses you and blessed be those who bless you! Yes! God's words are coming true now!

When Isaac realized that he had been tricked, he told Esau and as you might imagine, Esau was furious with Jacob and **wanted to kill him!** (Gen. 27:37) So Rebekah told Jacob to **flee** to her family to get away from Esau. (Gen.27:42,43) There was a real battle going on! God's Son, Yeshua will come from this family. Do you think the enemy is trying to prevent Yeshua from being born?

And here we see the family tree start to grow and expand.

Abraham as the foundation, Isaac coming from that and then branching out into two directions – Esau becoming the Edomites (Gen. 36:1) and Jacob becoming the 12 tribes of Israel (Gen.35:)22c-26

12 tribes of Israel (from Jacob)

TORAH (God's Teachings / Law)
Genesis 35:22-26 (NKJV)

Now the sons of Jacob were twelve:

Jacob

Isaac

Abraham



Edomites (from Esau)

TORAH (God's Teachings / Law)
Genesis 36:1 (NKJV)

Now this *is* the genealogy
of Esau, who is Edom.

Samuel tells us of another time that the enemy tried to kill to prevent Yeshua from being born. There were two friends, Jonathan and David. King Saul was Jonathan's dad, and he was jealous of David because he knew that the LORD was with David. David knew his life was in great danger, but Jonathan was protecting David from his father.

(I Sam. 20: 3) And when Saul found out that Jonathan was protecting David, he was so angry at Jonathan that he threw a spear at him,(I Sam. 20 33) and he said,Now bring David to me, for he shall surely die. Saul was willing to kill David because he wanted his son Jonathan to be the next king. (I Sam. 20:31) Saul did not care about what the Lord wanted. But God protected David from Saul just as He protected Jacob from Esau.

Now for the amazing finale! Do you know WHO CAME OUT OF JACOB'S FAMILY? Luke, the apostle, tells us the **family tree of Yeshua**. Listen to the people who Luke said were part of the family of YESHUA

– (Luke 3:34) Yeshua was (LK 3:23,31) the son of **David, Jacob**, the son of **Isaac**, the son of **Abraham**.....)

Yeshua – the Son of God (Lk3:38) is in the family tree of Jacob and Isaac and David!!!

NOW FOR **THE BEST NEWS EVER**.....

YOU CAN BE GRAFTED INTO THIS FAMILY. IF YOU BELIEVE GOD AND ASK YESHUA TO FORGIVE YOUR SINS, AND YOU FOLLOW HIM, YOU BECOME PART OF THIS WONDERFUL, AMAZING FAMILY OF GOD!

TORAH (God's Teachings / Law) Genesis 25:19-21 (NOG)



¹⁹ This is the account of Abraham's son Isaac and his descendants.

Abraham was the father of Isaac.

²⁰ Isaac was 40 years old when he married Rebekah, daughter of Bethuel the Aramean from Paddan Aram and sister of Laban the Aramean.

²¹ Isaac prayed to *Yahweh* for his wife because she was childless.

Yahweh answered his prayer, and his wife Rebekah conceived.

1. Circle Answer: When Rebekah was childless what did Isaac do?

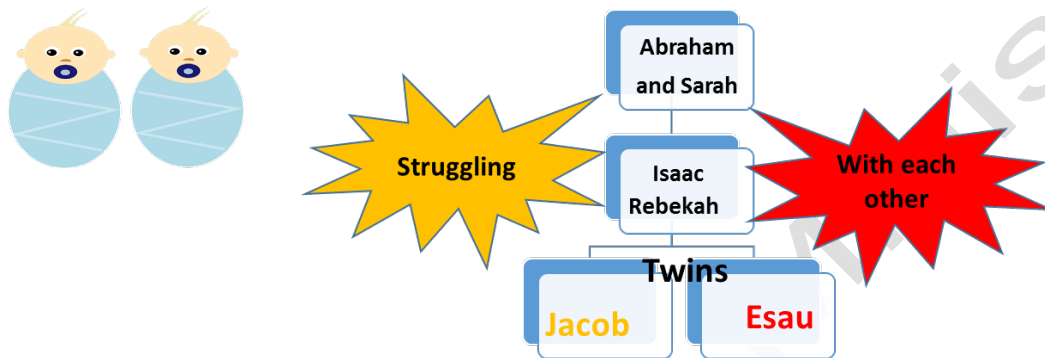
2. Draw a picture of Isaac's action.

3. Draw a picture something important in your life that you are praying for.

TORAH (God's Teachings / Law) Genesis 25:22-26 Names of God Bible (NOG)

²² When the children inside her were struggling with each other, she said, "If it's like this now, what will become of me?" So she went to ask *Yahweh*.

²³ *Yahweh* said to her, "Two countries are in your womb. Two nations will go their separate ways from birth. One nation will be stronger than the other, and the older will serve the younger."



²⁴ When the time came for her to give birth, she had twins.

²⁵ The first one born was red. His whole body was covered with hair, so they named him Esau .

²⁶ Afterwards, his brother was born with his hand holding on to Esau's heel, and so he was named Jacob. Isaac was 60 years old when they were born.

4. Circle Answer: What did Yahweh God tell Rebekah?

5. Who was the first born? Jacob or Esau

6. Who did Yahweh say would be stronger? Jacob or Esau

TORAH (God's Teachings / Law) Genesis 25:27-28 (NIV)

^{27R} The boys grew up, and Esau became a skillful hunter a man of the open country, while Jacob was content to stay at home among the tents.

^{28m} Isaac, who had a taste for wild game, loved Esau, but Rebekah loved Jacob.

1. Who was the hunter? _____

2. Who did Isaac love? _____

3. Who did Rebekah love? _____



4. Draw Esau as a hunter with bow hunting wild animal.

5. Draw Jacob sitting at his tent cooking stew.

TORAH (God's Teachings / Law) Genesis 25:29-34 (NIV)

²⁹ Once when Jacob was cooking some stew, Esau came in from the open country, famished. ³⁰ He said to Jacob, "Quick, let me have some of that red stew! I'm famished!" (That is why he was also called Edom.) ³¹ Jacob replied, "First sell me your birthright."³² "Look, I am about to die," Esau said. "What good is the birthright to me?"

³³ But Jacob said, "Swear to me first." So he swore an oath to him, selling his birthright to Jacob.

³⁴ Then Jacob gave Esau some bread and some lentil stew. He ate and drank, and then got up and left. So Esau despised his birthright.

6. Underline what Esau sold and despised.

7. Esau sold his birthright. Was this a wise thing to do? YES or NO

8. Do you think Esau will be happy with his choice later? YES or NO

Bad Choices!

TORAH (God's Teachings / Law) Genesis 26:34-35 (NIV)

³⁴ⁿ When Esau was forty years old, he married Judith daughter of Beerli the Hittite, and also Basemath daughter of Elon the Hittite.


^{35e} They were a source of grief to Isaac and Rebekah.

1. What is grief?

2. What is something you could do that would cause your parents or grandparents grief?

3. Draw what you think grief looks like in a heart.





TORAH (God's Teachings / Law) Genesis 12:2

I will make you a great nation; I will bless you!

TORAH: Genesis 13:15

the land which you see I give to you and your descendants forever.

TORAH: Genesis 22:17

I will multiply your descendants as the stars of the heaven

TORAH: Genesis 15:18

To your descendants I have given this land

TORAH: Genesis 12:3

and in you all the families of the earth shall be blessed

Amazing Promises to Isaac

TORAH (God's Teachings / Law) Genesis 26:2-5 Names of God Bible (NOG)

² ***Yahweh*** appeared to Isaac and said, "Don't go to Egypt. Stay where I tell you.

³ Live here in this land for a while, and I will be with you and bless you. I will give all these lands to you and your descendants. I will keep the oath that I swore to your father Abraham. ⁴ I will make your descendants as numerous as the stars in the sky and give all these lands to your descendants. Through your descendant all the nations of the earth will be blessed.

⁵ I will bless you because Abraham obeyed me and completed the duties, commands, laws, and instructions I gave him."

1. Are the promises the **SAME** for Abraham and Isaac? Yes or No
2. Read Aloud Genesis 26:5 How Important is Obeying God?
VERY Important LITTLE Important NOT Important
3. Underline the promises that are the same to Isaac as they were to Abraham.

TORAH (God's Teachings / Law) Genesis 27:2-10 (NIV)

² Isaac said, "I am now an old man and don't know the day of my death.


³ Now then, get your equipment—your quiver and bow—and go out to the open country to hunt some wild game for me.

⁴ Prepare me the kind of tasty food I like and bring it to me to eat, so that I may give you my blessing before I die."

⁵ Now Rebekah was listening as Isaac spoke to his son Esau. When Esau left for the open country to hunt game and bring it back, ⁶ Rebekah said to her son Jacob, "Look, I overheard your father say to your brother Esau, ⁷ 'Bring me some game and prepare me some tasty food to eat, so that I may give you my blessing in the presence of the LORD before I die.'

⁸ Now, my son, listen carefully and do what I tell you: ⁹ Go out to the flock and bring me two choice young goats, so I can prepare some tasty food for your father, just the way he likes it. ¹⁰ Then take it to your father to eat, so that he may give you his blessing before he dies."

1. What is the trick Rebekah wanted to play on Isaac? (Circle Answer)
2. Which son did she want to get the blessing? (Circle Answer)



TORAH (God's Teachings / Law) Genesis 27:21-24 (NIV)

²¹ Then Isaac said to Jacob, "Come near so I can touch you, my son, to know whether you really are my son Esau or not."

²² Jacob went close to his father Isaac, who touched him and said, "The voice is the voice of Jacob, but the hands are the hands of Esau." ²³ He did not recognize him, for his hands were hairy like those of his brother Esau; so he proceeded to bless him. ²⁴ "Are you really my son Esau?" he asked. "I am," he replied.

1. Did Isaac believe that Jacob was Esau? YES or NO
2. What did Jacob do to trick his father Isaac? (Circle Answer)

TORAH (God's Teachings / Law) Genesis 27:28-29 Names of God Bible (NOG)

²⁸ May *Elohim* give you dew from the sky, fertile fields on the earth,
and plenty of fresh grain and new wine.

²⁹ May nations serve you. May people bow down to you.

Be the master of your brothers, and may the sons of your mother bow down to you.

May those who curse you be cursed. May those who bless you be blessed.”

1. Draw Isaac blessing (praying for) his son Jacob.

2. READ the blessings given to Jacob by his dad Isaac.

a. What does dew from the sky mean? _____

b. What does fertile fields mean? _____

c. What does fresh grain mean? _____

d. What does it mean to be a master of your brothers?

3. How do you bless the Hebrew people called Jews or Israel?

TORAH (God's Teaching / Law) Genesis 27:42-43 New (NKJV)

^{42w} And the words of Esau her older son were told to Rebekah. So she sent and called Jacob her younger son, and said to him, “Surely your brother Esau comforts himself concerning you *by intending* to kill you.” ^{43o} Now therefore, my son, obey my voice: arise, flee to my brother Laban in Haran.

4. Why is it wrong to plan to kill your brother? Commandment # _____

HAFTARAH (Prophets / Writings)

Samuel tells us of another time that the enemy tried to kill to prevent Yeshua from being born. There were two friends, Jonathan and David. King Saul was Jonathan's dad, and he was jealous of David because he knew that the LORD was with David. David knew his life was in great danger, but Jonathan was protecting David from his father.

(I Sam. 20: 3) And when Saul found out that Jonathan was protecting David, he was so angry at Jonathan that he threw a spear at him, (I Sam. 20 33) and he said,Now bring David to me, for he shall surely die. Saul was willing to kill David because he wanted his son Jonathan to be the next king. (I Sam. 20:31) Saul did not care about what the Lord wanted.

But God protected David from Saul just as He protected Jacob from Esau.


HAFTARAH (Prophets / Writings) 1 Samuel 20:33, 31-33 (NKJV)

³ Then David took an oath again, and said, "Your father certainly knows that I have found favor in your eyes, and he has said, 'Do not let Jonathan know this, lest he be grieved.' But truly, as the LORD lives and as your soul lives, *there is* but a step between me and death."

³¹ For as long as the son of Jesse (David) lives on the earth, you shall not be established, nor your kingdom. Now therefore, send and bring him to me, for he shall surely die."

³² And Jonathan answered Saul his father, and said to him, "Why should he be killed? What has he done?" ³³ Then Saul cast a spear at him to kill him, by which Jonathan knew that it was determined by his father to kill David.

1. Who did Saul want to kill?
2. Why was Saul jealous of David?
3. Who tried to protect David?



12 tribes of Israel (from Jacob)


4. Draw a picture of King Saul throwing the spear at his son Jonathan when he was angry.

TORAH (God's Teachings / Law)

Genesis 35:22-26 (NKJV)

Now the sons of Jacob were twelve: ...

Jacob
Isaac
Abraham



Edomites (from Esau)

TORAH (God's Teachings / Law)

Genesis 36:1 (NKJV)

Now this is the genealogy of Esau, who is Edom.

BRIT CHADASHAH (New Testament) Luke 3:34-38 (NKJV)

³⁴ the son of Jacob, the son of Isaac, the son of Abraham, the son of Terah, the son of Nahor,

³⁵ the son of Serug, the son of Reu, the son of Peleg, the son of Eber, the son of Shelah,

³⁶ the son of Cainan, the son of Arphaxad, the son of Shem, the son of Noah, the son of
Lamech,

³⁷ the son of Methuselah, the son of Enoch, the son of Jared, the son of Mahalalel, the son of
Cainan, ³⁸ the son of Enosh, the son of Seth, the son of Adam, the son of God.

1. Can you find Abraham, Isaac, Jacob In the family tree of YESHUA, the Son of God?
(Underline Abraham, Isaac, and Jacob)

NOW Best news ever!

**You can be grafted into this family.
If you believe God and ask Yeshua to forgive your sins,
and you follow Yeshua (Jesus)
you become part of this wonderful, amazing family of God.**

Brit Chadashah (New Testament) Ephesians 2:8-9 (NKJV)

⁸ For by grace you have been saved through faith, and that not of yourselves; *it is* the gift of God, ⁹ not of works, lest anyone should boast.

Brit Chadashah (New Testament) Ephesians 2:19-21 Complete Jewish Bible (CJB)

¹⁹ So then, you are no longer foreigners and strangers. On the contrary, you are fellow-citizens with God's people and members of God's family.²⁰ You have been built on the foundation of the emissaries and the prophets, with the cornerstone being Yeshua the Messiah himself. ²¹ In union with him the whole building is held together, and it is growing into a holy temple in union with the Lord.

1. Draw yourself asking God to forgive your sins and choosing to follow Yeshua by choosing to hear and obey His Word each new day!

Barook (Blessing) May Adonai bless you with the blessing of obedience to God's laws.

(Teacher note:

You can bless the students at the end of the class with this blessing as a whole group or individually.)

Games and Activities Teacher Instructions

For each of the lessons one of the games has been suggested to re-enforce the theme of the lesson. We have used the following games in a variety of ways. You can use the game suggested or choose another which fits your students and your time frame.

A list of general games that can be used for any/all lessons is included on pages 255-256.

Aleph-Bet Game

We divided the Aleph-Bet into groups of 5 letters so students can learn them in sections. This makes it easier to remember and does not overwhelm them. Each game comes with a set of instructions. It is suggested that you start with the first set of 5 letters with lesson 2 of Noah (Noach) and use the next 4 sets with the following lessons.

1. We start by saying the letter and the letter's value. Example: Gimel is 3.
2. Then we say the sound the letter makes. Example: Gimel says "guh" as in "girl".
3. Then say the meaning of the letter is "camel, pride, to lift up".
4. Finally, we trace or write the letter.
5. As an option you can cut the page into the designated rectangles and then scramble and have the children put them in the right order.
6. For advanced scramble, cut the rectangle in half, separating the letter, value and meaning from the writing letter. Scramble all the pieces and have the students assembly in correct order.

You can use these lessons more than once and we have found that the students learn them quickly. This seems to be a "favorite" for the students and can be used as a writing page or cut up and used as an activity scramble game. Directions for the scramble game are provided at the top of the Aleph-Bet Hebrew Letter Practice page 120-222.

EACH ONE WRITE ONE

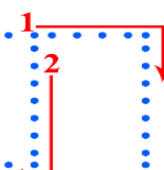
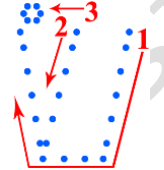
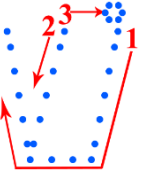
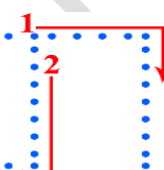
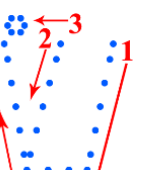
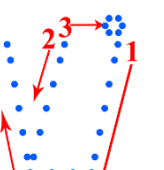
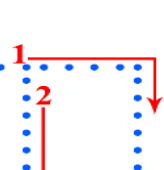
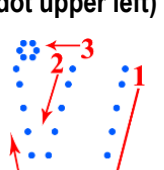
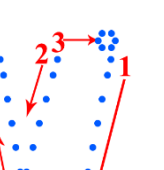
1. Form teams.
2. Have each team member write a question about the lesson on a 3x5 card or piece of paper. (Older children can assist younger children on their team who may need help with this.)
3. Pass all the questions in. The teacher reads one team's questions to the other team – one member at a time answers the question.
4. 1,000 points is awarded for each correct answer.
5. The first team to have 10,000 points wins!

Aleph-Bet Hebrew Letter Practice

Letters 21 through 22 (Say, Trace and Write)

- Say the name of each letter, say the value of the letter, say the sound the letter makes, say the meaning of the letter and trace the letter three times.
- Say the name of each letter, say value of letter and write letter.
- As an option, you can cut the page into the designated rectangles and then scramble and have the children put them in the right order.

Hebrew is read and written from right to left.  **START HERE!**

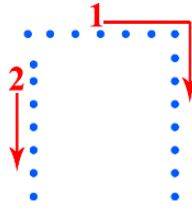
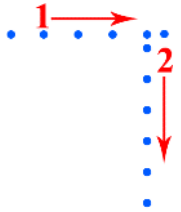
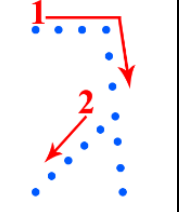
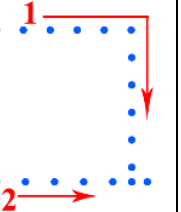
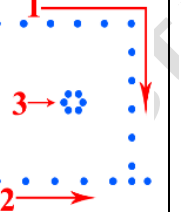
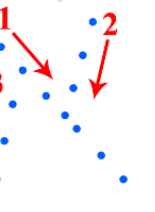
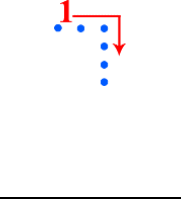
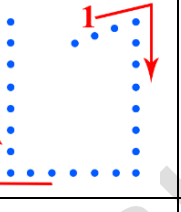
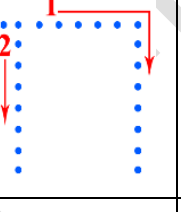
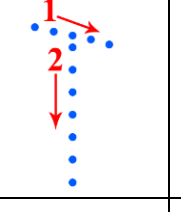
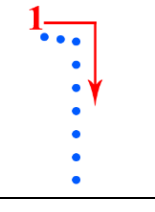
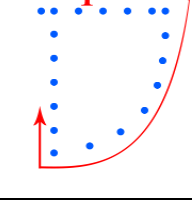
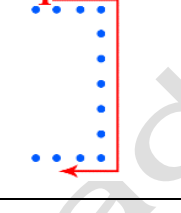
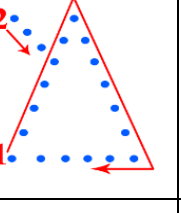
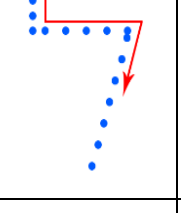
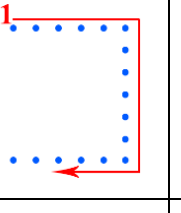
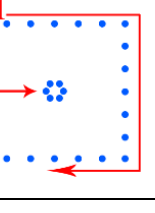
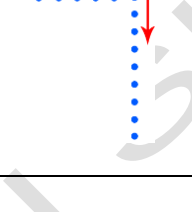
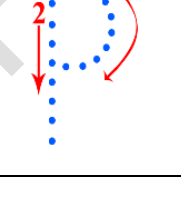
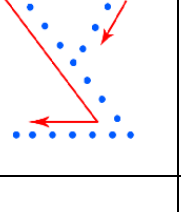
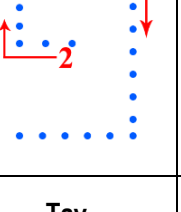
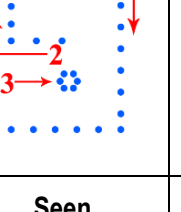
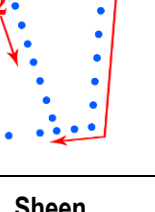
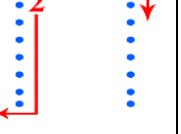
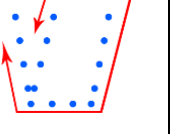
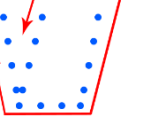
			<p>Tav = 400 T as in tall sign, seal, covenant</p> 	<p>Seen S as in sun (exactly like Sheen except dot upper left)</p> 	<p>Sheen = 300 Sh as in shy teeth, consume, destory</p> 
			<p>Tav = 400 T as in tall sign, seal, covenant</p> 	<p>Seen S as in sun (exactly like Sheen except dot upper left)</p> 	<p>Sheen = 300 Sh as in shy teeth, consume, destory</p> 
			<p>Tav = 400 T as in tall sign, seal, covenant</p> 	<p>Seen S as in sun (exactly like Sheen except dot upper left)</p> 	<p>Sheen = 300 Sh as in shy teeth, consume, destory</p> 
			Tav - 400	Seen	Sheen - 300

Aleph-Bet Hebrew Letter Song and Scramble Game

1. Use the ABC song or another simple song and replace words with Hebrew Aleph Bet.
2. Cut into pieces and use as a game with 3 or 4 students. Scramble the pieces and have teams put into the correct order. When finished sing the Aleph-Bet song.

Hebrew is read and written from right to left.

START HERE!

<p style="text-align: center;">Hay</p> 	<p style="text-align: center;">Dalet</p> 	<p style="text-align: center;">Gimmel</p> 	<p style="text-align: center;">Vet</p> 	<p style="text-align: center;">Bet</p> 	<p style="text-align: center;">Aleph</p> 
	<p style="text-align: center;">Yood</p> 	<p style="text-align: center;">Tet</p> 	<p style="text-align: center;">Chet</p> 	<p style="text-align: center;">Zayin</p> 	<p style="text-align: center;">Vav</p> 
<p style="text-align: center;">Samech</p> 	<p style="text-align: center;">Noon</p> 	<p style="text-align: center;">Mem</p> 	<p style="text-align: center;">Lamed</p> 	<p style="text-align: center;">Khaf</p> 	<p style="text-align: center;">Kaf</p> 
<p style="text-align: center;">Reysh</p> 	<p style="text-align: center;">Koof</p> 	<p style="text-align: center;">Tsadik</p> 	<p style="text-align: center;">Fev</p> 	<p style="text-align: center;">Pev</p> 	<p style="text-align: center;">Avin</p> 
			<p style="text-align: center;">Tav</p> 	<p style="text-align: center;">Seen</p> 	<p style="text-align: center;">Sheen</p> 

El Shaddai Ministries