

# Teacher's Lesson Flow: Judgments (Mishpatim) משפטים

Exodus 21:1-24:18 30:11-16 ~ 2 Kings 12:1-17 ~ Mark 9

Life Verse Practice: Mark 9:2-3 and 7

<sup>2</sup> Now after six days Jesus took Peter, James, and John, and led them up on a high mountain apart by themselves; and He was transfigured before them.

<sup>4</sup> And Elijah appeared to them with Moses, and they were talking with Jesus.

<sup>7</sup> And a cloud came and overshadowed them; and a voice came out of the cloud, saying, "This is My beloved Son. Hear Him!"

5.

Reinforcing the WORD to Build "Banah" lives

- Quickly review Prayer and Praise Words to Thank YHVH God.
- Quickly review Life Verse: Deuteronomy 6:4-5
- Quickly review the Hebrew letters and vocabulary.
- How does God lead you?
- Where do you hear, and find God's words today?
- How is Moses' experience and the transfiguration of Yeshua alike?
- How can you do what Yeshua says?

1.

**Start Here**

PRAISE "Hallel"

- Practice Prayer and Praise Words to the Lord Including the Fruit of the Spirit Definition and Hebrew Praise Word.
- Life Verse Practice
- Hebrew Writing Practice
- Read Story

4.

New Testament  
"B'rit Chadashah"

- Yeshua transfiguration  
- Mark 9:1-7

**Obedience  
to God is  
important**

3.

Prophets/Writings "Haftarah"

- Just how important is it to obey  
God's words – Jeremiah 39:8-11

Children's work pages begin here!

2.

God's Teachings / "Torah"

- 10 Commandments - Exodus 21-23:12
- Yahweh leads Israel - Exodus 23:20-23
- Obey God - Exodus 23:24-32
- God speaks to Moses - Exodus 24:2
- Moses writes God's words  
- Exodus 24:3-4
- God gives the 10 commandments  
-Exodus 24:9-12
- God on Mt. Sinai - Exodus 24:15-18

## Teacher's Special Instructions

We start with a lesson on the Hebrew language. We will both write and speak Hebrew.

We do this for two reasons:

- 1) All students are at the same level in learning a new language, and they enjoy it.
- 2) It gives the students a chance to learn biblical truths embedded in the original language of the Hebrew Scriptures (Old Testament). Start by pointing out they are used to reading from left to right, but Hebrew reads from right to left. They also will need to write Hebrew from right to left.

### Materials and Vocabulary:

- a. White board, black board or large easel and paper
- b. Markers
- c. Handouts or writing paper for the students
- d. Pens or pencils for the students
- e. The words used on their Hebrew writing pages are all words that are related to each individual lesson. Generally, a Hebrew word is chosen from the lesson and emphasized each week, both to teach character and increase understanding of the concepts being taught. New words will be in the box on the upper right of this page. Various names of God will also be taught in Hebrew.

#### NEW HEBREW WORDS TRANSLITERATED

Mishpatim (Judgments)

Devar (Word)

Shamah (Hear)

### Preparation:

- a. Choose 2 or 3 Hebrew words from the Hebrew writing page(s). On the board, write the words in English and in the transliterated form given in the left column of the Hebrew writing page(s).
- b. Leave space to write the word in Hebrew.
- c. Explain that the letters they see on the page are written in book print like they might print themselves.

### Procedure:

- a. Demonstrate the writing procedure of two or three Hebrew words on the board. Have the students follow your directions on their work pages. Be sure to point out the special features of each letter.
- b. Then have the students try a few words on their own, or complete the rest of the page. The ability to finish the whole exercise will depend on how much time you have. (2 to 5 minutes time is needed to finish the page.)

**Games/Activities:** Normally games are played after children's work pages are complete.

For this lesson work on learning the 10 commandments along with their corresponding letter and number. Start with trace and write name of Hebrew letter and then say the correct commandment. You will find them on page 120.



## Prayer and Praise Words


(Thank you ...Bless you...)

**KINDNESS:** Thank you, Lord, that **Your Holy Spirit** helps me to think of others and treat them like I want to be treated – with kindness!

1. Let's thank God for one thing He has blessed you with this week.

Write your thank you here: \_\_\_\_\_

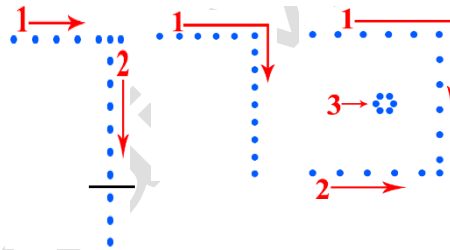
PRAISE is a way to THANK GOD for HIS Goodness to us and others.



Final Kaf

Reyesh

Bet



Praise word: Barak

EXPRESS HUMILITY and Adoration

Barak means “to kneel down, to bless God as an act of adoration.”

- Beit means House
- Reysh means a person, the head, the highest
- Kaf means palm, to cover, to open or allow

Barak could mean: What the household of the highest allows. To be blessed could mean: To do what the highest in the house allows. Is God the head of your hose and your heart?

Psalm 95:6 (NKJV)

Oh come, let us worship and bow down; Let us kneel before the LORD our Maker.



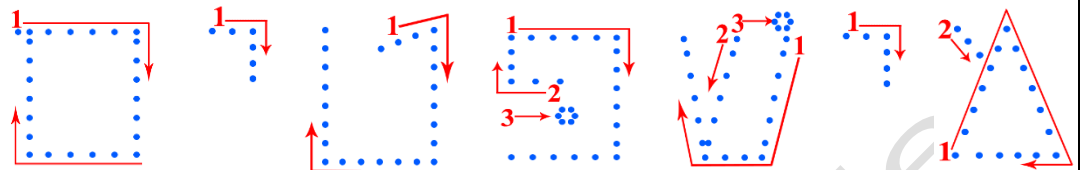
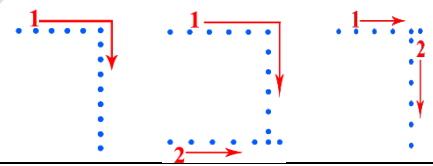
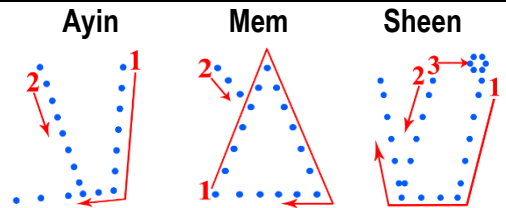
Life Verse Practice: Mark 9:2-4 and 7 (NKJV) (Say, Sing, Game for Practice)

<sup>2</sup> Now after six days Yeshua (Jesus) took Peter, James, and John, and led them up on a high mountain apart by themselves; and He (Yeshua/Jesus) was transfigured before them (Peter, James and John).

<sup>3</sup> His clothes became shining, exceedingly white, like snow, such as no launderer on earth can whiten them. <sup>4</sup> And Elijah appeared to them with Moses, and they were talking with Jesus. <sup>7</sup> And a cloud came and overshadowed them; and a voice came out of the cloud, saying, “This is My beloved Son. Hear Him!”

Hebrew/English	<div> <div>← Write and read Hebrew from right to left. ←</div> <div>Start here</div> </div>
<b>RAV CHESED</b> (Loving and Kind to all)	<div> <div>Dalet</div> <div>Samech</div> <div>Chet</div> <div>Vet</div> <div>Reysh</div> </div>
Practice Writing	
<b>EMET (Truth, Faithfulness)</b>	<div> <div>Tav</div> <div>Mem</div> <div>Aleph</div> </div>
Practice Writing	
<b>NOTZEIR CHESED</b> <b>L'ALAFIM</b> (Keeping loving-kindness for 1000s)	<div> <div>Dalet</div> <div>Samech</div> <div>Chet</div> <div>Reysh</div> <div>Tsade</div> <div>Noon</div> </div> <div> <div>Final Mem</div> <div>Yood</div> <div>Fey</div> <div>Lamed</div> <div>Aleph</div> <div>Lamed</div> </div>
Practice Writing	

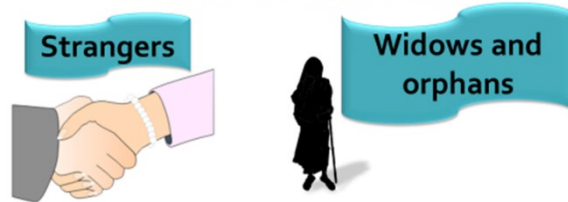
Obedience to God is important!

Hebrew /English	<div>  <b>Write and read Hebrew from right to left</b>  <b>Start here</b> </div>
Mishpatim (Judgments)	<div> <div>Final Mem</div> <div>Yood</div> <div>Tet</div> <div>Pey</div> <div>Sheen</div> <div>Yood</div> <div>Mem</div> </div> 
Practice Writing	
Devar (Word)	<div> <div>Reysh</div> <div>Veit</div> <div>Dalet</div> </div> 
Practice Writing	
Shamah (Hear)	<div> <div>Ayin</div> <div>Mem</div> <div>Sheen</div> </div> 
Practice Writing	

## Mishpatim - Judgments - משפטים

Exodus 21:1-24:18; Jeremiah 34:8-22; Mark 9

Treat others with kindness.



God continued to explain His commandments to the people because He wanted His people to treat each other with love and kindness and to do what was right. So He gave them judgments - or consequences - in case someone decided to disobey.

Do your parents give you consequences when you disobey?  
Well, God is our Father, so He wants us to know right and to know consequences for wrong. Here is a summary of what God said:

## Stay away from evil


The people were NEVER to allow sorcery - you know - things like witches and warlocks, and they were to treat strangers with kindness and take care of widows and orphans. He said keep yourself away from false things, and DON'T kill the innocent.

Our God even wanted to be sure people had something warm to sleep in. He reminded people that he would hear this one cry to Him, for He said, I AM GRACIOUS! Our God has always shown GRACE.

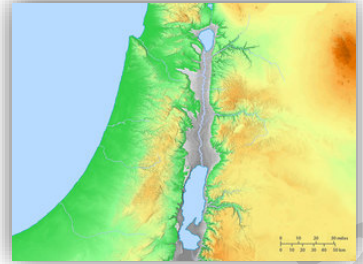
Because He is gracious, He wants us to rest, just as He did when He finished creation, so He said to work for 6 days and rest on the 7<sup>th</sup> day - do this every week. And work the land for 6 years, but let the land rest on the 7<sup>th</sup> year.

These are things that are very important to God. These are God's words, so they should also be important to us!

(Ex. 21 - 23:12)



Can you imagine having God's Angel lead you? That is what God did for His people. He sent His Angel before them; He said they were to obey His voice, because God's name is in Him! If they did obey Him, He would bring them into the Land He had promised to Abraham, and He would destroy their enemies! - That's a Big Deal!



He said, **I** will drive them out from before you little by little, until you have increased and you inherit the land. All these promises if they would only obey Him and have no other gods before them. Why does obeying God matter? (Ex.23:20-32)



Now imagine this,... God spoke directly to Moses saying - Come up to the Mountain where I am and Moses - you - only you, shall come near the LORD. How do you think Moses felt when he heard these words? Well, Moses obeyed going up the mountain to God, and he wrote all of God's words. Then he came down the mountain and told the people all of God's words. And the people said, All the words which the LORD has said we will do!

(Ex. 24:1-4)

Then Moses went up again and God said to him, Come up to Me on the mountain and be there; and I will give you tablets of stone, and the law and commandments which I have written!! And **God gave Moses** the stone tablets and the Law and the commandments **which God, Himself had written!** Can you imagine holding the tablets on which God Himself wrote His words? (Ex. 24:9-12)



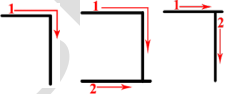




Then the glory of the LORD rested on Mt. Sinai, and the cloud covered it for 6 days. Do you know what God's glory looked like to the children of Israel? It was like a consuming fire. A consuming fire is huge and can devour everything in its path, but Mt. Sinai did not burn! Moses obeyed God's call even though God's glory appeared as a consuming fire! He went right up into the cloud and remained there for 40 days and 40 nights! Moses did not let fear or the unknown hold him back. He obeyed God! What can we learn from the example of Moses? (Ex. 24:15-18)

Just how important is it to obey God's Words? Jeremiah the prophet tells us about a time when the Lord came to king Zedekiah and made a covenant with all the people at Jerusalem - to proclaim freedom to them. (Jer. 34:8) God told everyone to set their slaves free. He reminded them how He had set them free from slavery in Egypt. At first, the people obeyed God, but then they changed their minds and brought their slaves back to continue to work for them. Oh, no! Then God gave those who did not obey Him a very sad consequence saying, I will deliver you to trouble all over the earth, king Zedekiah would be captured by the Babylonians and the cities of Judah would become empty and destroyed! (Jer. 34:17c, 21,22) All this trouble because they did not obey God's Words!




In Hebrew,  dalet, veit, reyesh  
The dalet means door or enter, the veit means house and the reyesh means head (highest or most important).  
Putting these meanings together you can get: The door to the house of the highest head (God), is His word!!! How do you enter His house? You enter His house through His word.



In the Brit Hadashah (New Testament), Yeshua (Jesus) took some of His disciples on an amazing fieldtrip to a mountain. Can you find things that happened in this account that remind you of what happened to Moses? Listen to what happened.

Yeshua (Jesus) said to His disciples that some of them standing there with Him would not die till they saw the kingdom of God present with power. And then after six days Jesus took Peter, James and John and led them up on a high mountain apart - by themselves. He was transfigured before them! Transfigured means that His outward appearance changed. When He was transfigured, His clothes were shining, exceedingly white, like snow, such as no laundry person on earth could ever whiten like this! Then people who had died a long time ago came to be with them! Elijah appeared to them with Moses, and **they were talking with Yeshua (Jesus)**!



The disciples were now very afraid and did not know what to say, but there was still more to happen. A cloud came and overshadowed them; and a voice came out of the cloud, saying, This is My beloved Son. Hear Him! (Mark 9:1-7)

Yeshua, God's beloved Son, came to show us how to live and obey God's Words. Do you remember how God was wrapped in a cloud on the mountain when He spoke to Moses? And God gave Moses His law and commandments so people would know how to live! Now a voice comes out of the cloud on another mountain...and God is telling us who Yeshua is - His beloved Son - and He wants us to Hear Him.

In Hebrew the word for "hear" is shamah:  Sheen, Mem, Ayin



It means hear and obey! Hearing and obeying go together. So when God said - Hear Him - He was saying DO WHAT HE SAYS. How will this affect your life this week?

# God gave judgments or consequences in case someone decided to disobey.

Yahweh (God) loves you, Yahweh (God) can help you, Yahweh (God) understands you!



## God is our Father!

HE wants us to know

what is right

and the consequences

for wrong.

Exodus 21:1-23:12

Draw a picture of you at home with family.


Draw a picture of you at school with others.

# Examples of God's Ways!

Never allow sorcery.



Keep away  
from  
Lies  
and  
Exaggerations.



Treat other with kindness!

Strangers

Widows

Orphans

(draw a picture showing kindness)


God wants us to rest!

Listen to His Words!

Work for 6 days and Rest on the 7<sup>th</sup> day!

God told Israel to work the land for 6 years  
and  
let the land rest on the 7<sup>th</sup> year.

This is important to God!



## That's a Big Deal!

If people of Israel obey Him,  
God would bring them  
into the land  
He had promised.

### Read Exodus 23:20-23 (NKJV)

<sup>20</sup> “Behold, I send an Angel before you to keep you in the way and to bring you into the place which I have prepared.

<sup>21</sup> Beware of Him and obey His voice; do not provoke Him, for He will not pardon your transgressions; for My name *is* in Him.

<sup>22</sup> But if you indeed obey His voice and do all that I speak, then I will be an enemy to your enemies and an adversary to your adversaries.

<sup>23</sup> For My Angel will go before you and bring you in to the Amorites and the Hittites and the Perizzites and the Canaanites and the Hivites and the Jebusites; and I will cut them off.

TORAH (God's Teachings / Law) God sent His angel before the Israelites!

**Obeying God  
matters!**





## The LORD Spoke! Who heard?



### TORAH (God's Teachings / Laws) Exodus 24:2-4 (NKJV)

<sup>2</sup> And Moses alone shall come near the LORD, by they shall not come near; nor shall the people go up with him."

<sup>3</sup> So Moses came and told the people all the words of the LORD and all the judgments. And all the people answered with one voice and said, "All the words which the LORD has said we will do."



### READ Exodus 23:24, 27, 32 (NKJV)

<sup>24</sup> You shall not bow down to their gods, nor serve them, nor do according to their works; but you shall utterly overthrow them and completely break down their *sacred* pillars.

<sup>27</sup> "I will send My fear before you, I will cause confusion among all the people to whom you come, and will make all your enemies turn *their* backs to you. For I will deliver the inhabitants of the land into your hand, and you shall drive them out before you.

<sup>32</sup> You shall make no covenant with them, nor with their gods.



1. Circle the actions that the people of Israel should do to show they obey God.



## TORAH (God's Teachings / Laws) Exodus 24:7-12 (NKJV)

<sup>7</sup> Then he took the Book of Covenant and read in the hearing of the people. And they said, "All that the LORD has said we will do, and be obedient."

<sup>8</sup> And Moses took the blood, sprinkled it on the people, and said, "This is the blood of the covenant which the LORD has made with you according to all these words."



<sup>9</sup> Then Moses went up, also Aaron, Nadab, and Abihu, and seventy of the elders of Israel.

<sup>4</sup> And Moses wrote all the words of the LORD. And he rose early in the morning, and built an altar at the foot of the mountain, and twelve pillars, according to the twelve tribes of Israel. And they ate and drank.

Then the LORD said to Moses, "Come up to Me on the mountain and be there; and I will

give you tablets of stone, and I will write on them the words of the covenant which I have spoken to you."

What did Moses tell the people? all the \_\_\_\_\_

3. What did the people of Israel promise to do? \_\_\_\_\_

4. Moses \_\_\_\_\_ all the \_\_\_\_\_ of the \_\_\_\_\_.

Why did Moses build an altar at the foot of the mountain and twelve pillars for the twelve tribes of Israel? \_\_\_\_\_

5. What do you do when you promise to do something the LORD asks you to do?

What can we learn  
from Moses' example?



**TORAH ( God's Teachings / Laws) Exodus 24:15-18 (ESV)**

**<sup>15</sup> Then Moses went up on the mountain, and the cloud covered the mountain.**

**<sup>16</sup> The glory of the LORD dwelt on Mount Sinai, and the cloud covered it six days. And on the seventh day He called to Moses out of the midst of the cloud.**

1. Moses took the Book of the \_\_\_\_\_ and read in the hearing of the people of Israel.
2. What did the people of Israel promise?
3. All that the \_\_\_\_\_ has said we will \_\_\_\_\_ and \_\_\_\_\_
4. Moses called the sprinkled blood on the people the blood of the covenant, which the LORD has made according to all these words. Define what Covenant means to you. \_\_\_\_\_



**Circle Answer and fill-in:**

5. After making Covenant with God, Moses, Aaron, Aaron's sons and 70 leaders of Israel saw \_\_\_\_\_ they \_\_\_\_\_ and \_\_\_\_\_ to celebrate the Covenant with God?
6. The LORD had written the \_\_\_\_\_ and \_\_\_\_\_ on \_\_\_\_\_ of stone to give to Moses to \_\_\_\_\_ Israel.

## Just how important is it to obey God's Words?

1. Divide in groups, read the scripture and create a skit about the story.

### HAFTARAH ( Prophets / Writings) Jeremiah 34:8-11 (NKJV)

<sup>8</sup> *This is* the word that came to Jeremiah from the LORD, after King Zedekiah had made a covenant with all the people who were at Jerusalem to proclaim liberty to them:

<sup>9</sup> that every man should set free his male and female slave—a Hebrew man or woman—that no one should keep a Jewish brother in bondage.



<sup>17</sup> Now the appearance of the glory of the LORD was like a devouring fire on the top of the mountain in the sight of the people of Israel.

<sup>18</sup> Moses entered the cloud and went up on the mountain. And Moses was on the mountain forty days and forty nights.


#### Circle answer in scripture and fill-in:

1. What covered the mountain? a \_\_\_\_\_
2. The \_\_\_\_\_ of the LORD rested on Mount Sinai, and the \_\_\_\_\_ covered it for \_\_\_\_\_ days.
3. The appearance of the glory of the LORD was like what in the sight of Israel.

<sup>10</sup> Now when all the princes and all the people, who had entered into the covenant, heard that everyone should set free his male and female slaves, that no one should keep them in bondage anymore, they obeyed and let *them* go.

<sup>11</sup> But afterward they changed their minds and made the male and female slaves return, whom they had set free, and brought them into subjection as male and female slaves...

<sup>17</sup> "Therefore thus says the LORD: 'You have not obeyed Me in proclaiming liberty, every one to his brother and every one to his neighbor. Behold, I proclaim liberty to you,' says the LORD—to the sword, to pestilence, and to famine! And I will deliver you to trouble among all the kingdoms of the earth... <sup>21</sup> And I will give Zedekiah king of Judah and his princes into the hand of their enemies, into the hand of those who seek their life, and into the hand of the king of Babylon's army which has gone back from you. <sup>22</sup> Behold, I will command,' says the LORD, 'and cause them to return to this city. They will fight against it



### In the Brit Chadashah

Yeshua took some of His disciples up on a mountain.

1. Read each verse separately and say what it means in your own words.
2. What happened that day that reminds you of what happened to Moses?

2. What is the important thing for you to remember about hearing from God?

---


---

**Brit Chadashah (New Testament) Mark 9:1-7 NKJV**

<sup>1</sup>And He(Yeshua) said to them, “Assuredly, I say to you that there are some standing here who will not taste death till they see the kingdom of God present with power.”

<sup>2</sup> Now after six days Jesus took Peter, James, and John, and led them up on a high mountain apart by themselves; and He was transfigured before them.

<sup>3</sup> His clothes became shining, exceedingly white, like snow, such as no launderer on earth can whiten them.



<sup>4</sup> And Elijah appeared to them with Moses, and they were talking with (Yeshua) Jesus.

<sup>5</sup> Then Peter answered and said to (Yeshua) Jesus, “Rabbi, it is good for us to be here; and let us make three tabernacles: one for You, one for Moses, and one for Elijah”—

<sup>6</sup> because he did not know what to say, for they were greatly afraid.

**Games and Activities Teacher Instructions**

For

<sup>7</sup> And a cloud came and overshadowed them; and a voice came out of the cloud, saying, “This is My beloved Son. Hear Him!”

each of the

lessons one of the

**Barook (Blessing) As you arise may Yeshua bless you with a spirit of courage.**

(Teacher note: You can bless the students at the end of the class with this blessing as a whole group or individually.)

games has been suggested to re-enforce the theme of the lesson. We have used the following games in a variety of ways. You can use the game suggested or choose another which fits your students and your time frame.

A list of general games that can be used for any/all lessons is included at the end of this volume.

### **The TEN WORDS worksheets**

We have given four consecutive sessions for the students to learn the 10 commandments and their connecting letter and number. For this lesson they will trace the letters and say the letter, write the name of the letter, say the number and the commandment. They will then do a worksheet which gives them the chance to write the letter in connection with each commandment.

1. Pass out the “Trace and Say” worksheet.
2. Have students say the number then trace and say the letter, then say the corresponding commandment or “Word.”
3. Do each line two or three times.
4. Pass out the “Write the Letter” page and have the students write the correct letter in the space with its corresponding name and commandment.
5. Read through them again if there is time.

You can use these lessons more than once. We have found that the students learn them quickly.

### **SKITS**

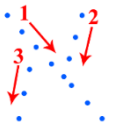
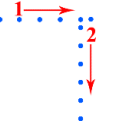
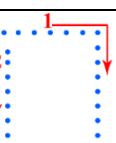
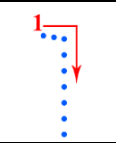
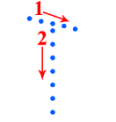
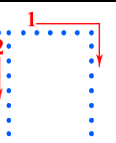
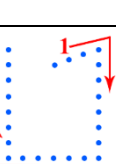
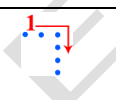
It is always fun to have kids “act out” a part of the day’s teaching that has a lot of action in it. “Props” for skits can be purchased at garage sales, 2<sup>nd</sup> hand stores or from friends who may be cleaning out their children’s closets. Items like stuffed animals, robes, crowns, walking sticks, etc. are fun to have on hand.

You can read the part of the story as the children act it out – OR - you can write a simple dialogue that the children can read and act out.

### **10 “Words” Commandments**



Trace Letter, Write the correct Name of the Hebrew letter and Say each Commandment.

Chet	Hey	Tet	Vav	Gimmel	Zayin	Bet	Yood	Aleph	Dalet
Letter	Name	Number	Commandment						
		1	I AM the Lord your God						
		2	You shall have no other gods before ME						
		3	You shall not take the name of the Lord your God in vain						
		4	Remember the Sabbath Day and keep it holy						
		5	Honor your father and mother						
		6	You shall not murder						
		7	You shall not commit adultery						
		8	You shall not steal						
		9	You shall not bear false witness						
		10	You shall not covet						