

**Teacher's Lesson Flow: When You Go Forth (Ki Tetze) כִּי תֵצֵא**  
**Deuteronomy. 21:10-25:19 ~ Isaiah. 54:1-10 ~ Acts 13-15**

Life Verse Practice: Acts 13:38-39 (NKJV)

<sup>38</sup> Therefore let it be known to you, brethren, that through this Man is preached to you the forgiveness of sins; <sup>39</sup> and by Him everyone who believes is justified from all things from which you could not be justified by the law of Moses.

5.

Reinforcing the WORD to Build "Banah" lives

- a. Prayer and Praise Words to Thank YHVH God.
- b. Review Life Verse: Acts 13:38-39.
- c. Review Hebrew letters and vocabulary.
- d. How is God showing His kind heart by teaching us to return things, care for things and by being who he made us to be?
- e. Who is the door of kindness?
- f. How does Yeshua/Jesus show us kindness when he saves us?
- g. Who can we show kindness to this week?
- h.

4.

New Testament  
"B'rit Chadashah"

- a. Paul's message about God's kindness  
– Acts 13:13-39
- b. Jesus is the door to salvation  
(God's Kindness to us)  
– Acts 10:7-9

**The  
kindness of  
God and the  
door of  
Salvation**

1.

PRAISE "Hallel"

**Start Here**

- a. Practice Prayer and Praise Words to the Lord Including the Fruit of the Spirit Definition and Hebrew Praise Word.
- b. Life Verse Practice
- c. Hebrew Writing Practice
- d. Read Story

3.

Prophets/Writings "Haftarah"

- a. God's encouraging words  
– Isaiah 54:1-5
- b. God's mercy to Israel  
– Isaiah 54:7,8,10

Children's work pages begin here!

2.

God's Teachings / "Torah"

- a. Instructions about care for animals  
– Deuteronomy 22:1-7
- b. Be what God made you to be  
– Deuteronomy 22:5
- c. Instructions for lost things  
– Deuteronomy 22:3

## Teacher's Special Instructions

We start with a lesson on the Hebrew language. We will both write and speak Hebrew.

We do this for two reasons:

- 1) All students are at the same level in learning a new language, and they enjoy it.
- 2) It gives the students a chance to learn biblical truths embedded in the original language of the Hebrew Scriptures (Old Testament). Start by pointing out they are used to reading from left to right, but Hebrew reads from right to left. They also will need to write Hebrew from right to left.

### Materials and Vocabulary:

- a. White board, black board or large easel and paper
- b. Markers
- c. Handouts or writing paper for the students
- d. Pens or pencils for the students
- e. The words used on their Hebrew writing pages are all words that are related to each individual lesson. Generally, a Hebrew word is chosen from the lesson and emphasized each week, both to teach character and increase understanding of the concepts being taught. New words will be in the box on the upper right of this page. Various names of God will also be taught in Hebrew.

#### New Hebrew words transliterated

Ki Tetze (When you go forth)

Kchsed (Kindness)

Abedah (Lost)

### Preparation:

- a. Choose 2 or 3 Hebrew words from the Hebrew writing page(s). On the board, write the words in English and in the transliterated form given in the left column of the Hebrew writing page(s).
- b. Leave space to write the word in Hebrew.
- c. Explain that the letters they see on the page are written in book print like they might see on a sign, or that they would print themselves.

### Procedure:

- a. Demonstrate the writing procedure of two or three Hebrew words on the board. Have the students follow your directions on their work pages. Be sure to point out the special features of each letter. Be sure to write from right to Left.
- b. Then have the students try a few words on their own, or complete the rest of the page. The ability to finish the whole exercise will depend on how much time you have. (2 to 5 minutes time is needed to finish the page.)

#### Israeli street sign



**Games/Activities:** Normally games are played after children's work pages are complete.

General game instructions are on page 193.

## Prayer and Praise Words

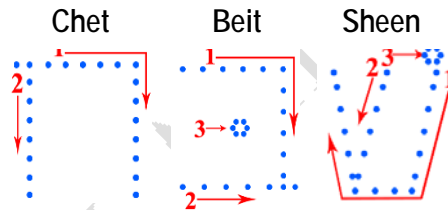
(Thank you ...Bless you...)

Self-Control: Thank you, Lord for your gift of **self-control** that **strengthens** me **to do what is right and good!**

1. Let's thank God for one thing He has blessed you with this week.

Write your thank you here: \_\_\_\_\_

PRAISE is a way to THANK GOD for HIS Goodness to us and others.



Praise word: Shabach

EXPRESS Confidence in God's Ability

Shabach means: "to shout, to address in a loud tone, to command, to triumph"

Psalm 145:4 (NKJV)

One generation shall praise Your works to another,  
And shall declare Your mighty acts.

Life Verse Practice: Acts 13:38-39 (NKJV)

<sup>38</sup> Therefore let it be known to you, brethren, that through this Man is preached to you the forgiveness of sins; <sup>39</sup> and by Him everyone who believes is justified from all things from which you could not be justified by the law of Moses.

**Ki Tetze ~When You Go Forth ~ כי תצא**  
**Deuteronomy. 21:10-25:19 ~ Isaiah. 54:1-10 ~ Acts 13-15**




Have you ever gone somewhere with your family and gotten separated from them? You looked up, and they weren't there? Quickly you looked around, but you couldn't see them anywhere. You called-, and no one answered. Then that terrible feeling hit you – you were lost!! That's a scary feeling.

God cares about people that are lost, and God cares about animals that are lost. Here is what God says to do: If you see your friend's animal out wandering around away from his home, get the animal and take him home. And if you don't know whose animal it is then you should take it to your house and care for it until the owner comes looking for it. Then you will give it back to him even if you have cared for the animal for a long time. If you see a sick animal, help it. If you see a bird's nest on the ground or in a tree with baby birds or little bird's eggs in it, and the mother bird is sitting on them, you must not take the mother with the babies. You should let the mother go and only take the young with you. When you do this, the Bible says that it will go well with you and that your days will be prolonged. (Deut.22:1-7)



God added something else too; He said don't steal someone else's identity by having a woman dress like a man or a man dress like a woman. God does not like this. He wants you to be who He made you. (Deut. 22:5)



If someone loses their clothes or their wallet or some money or jewelry or anything – you should do the same thing. If you find it, try to find the owner and give it back to them. Don't pretend that it's yours.

So, return what is not yours, help when you can, be kind even to little birds, and be who God made you.

Can you say how God is showing His kind heart by teaching us to return things, care for things and by being who He made us?



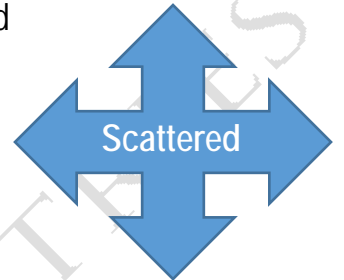


The prophet Isaiah also showed us God's kind heart. He reminded women who were sad because they weren't married or because they didn't have children, that God Himself, their Maker, is their husband! – Wow! How do you think this kindness encouraged their hearts?

And what about Israel? God had to discipline Israel, and they were scattered all over the world for many years. But listen and see if you can find the kindness of God in His Words to Israel:....With great mercies I will gather you, says the LORD your Redeemer. For the mountains shall depart and the hills be removed, but My kindness

Shall not depart from you...says the LORD who has mercy on you. Do you know when God gathered His people back to their land? How did this show kindness?

(Isa 54:7b,8b,10)



From the book of Acts in our Torah portion, count more ways God has shown His kindness to His people. While in the synagogue one day, Paul stood up proclaiming, Men of Israel and you who fear God, - God chose our fathers and exalted the people when they were in Egypt, then He brought them out of Egypt with an uplifted arm. He destroyed 7 nations in the land of Canaan to give them their own land. He raised up king David for them – a man after God's own heart to lead them. And from David's family God raised up for Israel

a Savior, Yeshua!!

How many more kind ways did you count?

In Hebrew the word for kindness is:  (kchsed) (dalet, samech, khet)

Taking the meaning of each Hebrew letter, these letters say - Kindness is being surrounded and supported by the One who is the Door.

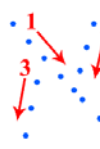

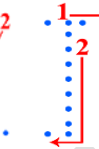
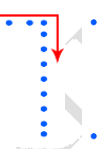


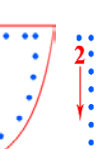

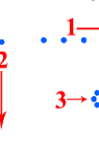

Do you know the One who is the Door? Listen to Yeshua's words. He said, I am the door. If anyone enters by Me, he will be saved.

How is Yeshua showing kindness when He saves you?

Who can you show kindness to this week?



## The kindness of God and the door of Salvation

Hebrew /English	<div style="display: flex; justify-content: space-between; align-items: center;"> <span>← Write and read Hebrew from right to left</span> <span>← Start here</span> </div>
Ki Tetze (When you go forth)	<div style="display: flex; justify-content: space-around; align-items: flex-start;"> <div style="text-align: center;"> <b>Aleph</b>   </div> <div style="text-align: center;"> <b>Tsade</b>   </div> <div style="text-align: center;"> <b>Tav</b>   </div> <div style="text-align: center;"> <b>Khaf</b>   </div> </div>
Practice Writing	
Kchsed (Kindness)	<div style="display: flex; justify-content: space-around; align-items: flex-start;"> <div style="text-align: center;"> <b>Dalet</b>   </div> <div style="text-align: center;"> <b>Samech</b>   </div> <div style="text-align: center;"> <b>Chet</b>   </div> </div>
Practice Writing	
Abedah (Lost)	<div style="display: flex; justify-content: space-around; align-items: flex-start;"> <div style="text-align: center;"> <b>Dalet</b>   </div> <div style="text-align: center;"> <b>Beit</b>   </div> <div style="text-align: center;"> <b>Aleph</b>   </div> </div>
Practice Writing	

TORAH (God's Instructions/Laws) Deuteronomy 22:1-7, (NKJV)



God cares about  
people that are lost, and  
God cares about animals  
that are lost.

1. Circle what you are to do with lost animals below.

Take lost animals home.  
Ignore them until they go away.  
Take care of the animal.

Then give it back when the  
owner comes looking for it.

**Deuteronomy 22:5**

God added something else too; He said  
don't steal  
someone else's identity



God does not like this.  
He wants you to be who He made you.

2. Underline what else you should do.

If you see a sick animal, help  
it.



If you see a bird's nest  
you must not take the mother with the babies.

**Deuteronomy 22:6-7**

**Deuteronomy 22:3**

Return what is not yours,  
help when you can,  
be kind even to little birds,  
and be who God made you to be.

3. Can you say how God is showing  
His kind heart by teaching  
us to return things, care for things  
and by being who He made us?

YES OR NO

Haftarah (Prophets/Writings) Isaiah 54:1-5

Not  
Married



No Children

God Himself, their Maker,  
is their husband!

Haftarah (Prophets/Writings) Isaiah 54:7,8,10

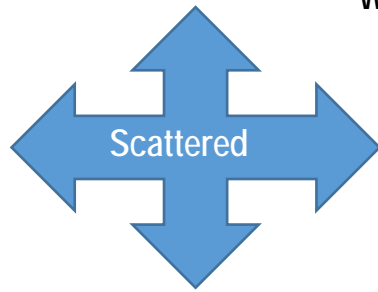
With great mercies I will gather you, says the LORD  
your Redeemer.  
For the mountains shall depart  
and the hills be removed,  
but My kindness  
Shall not depart from you...  
says the LORD who has mercy on you.

2. When did God gather  
His people back to their land?

---







What about Israel?

The kindness  
of God  
in His Words  
to Israel



1. Read Isaiah 54:7-8 and tell your classmate how God showed kindness?



Isaiah 54:7-8 (CJB)

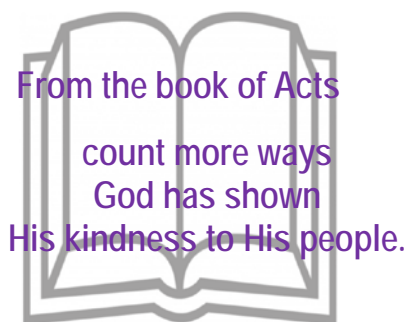
<sup>7</sup> "Briefly I abandoned you, but with great compassion I am taking you back.

<sup>8</sup> I was angry for a moment and hid my face from you; but with everlasting grace I will have compassion on you," says *ADONAI* your Redeemer.

God gave the land of Canaan (Israel) to Abraham, to Isaac, to Jacob (Israel) and returned the Jewish people to Israel.

2. Pray for Israel and their neighbors; Egypt, Jordan, Syria, Lebanon, Gaza to be kind to each other.

BRIT CHADASHAH (New Testament) ~ Acts 13:16-19 (NKJV)



2. How many more  
kind ways did you count?
- \_\_\_\_\_

<sup>16</sup> Then Paul stood up, and motioning with *his* hand said,  
“Men of Israel, and you who fear God, listen:

<sup>17</sup> The God of this people Israel chose our fathers, and  
exalted the people when they dwelt as strangers in the  
land of Egypt, and with an uplifted arm He brought them  
out of it. <sup>18</sup> Now for a time of about forty years He put up  
with their ways in the wilderness.

<sup>19</sup> And when He had destroyed seven nations in the land  
of Canaan, He distributed their land to them by  
allotment.

BRIT CHADASHAH (New Testament) ~ Acts 13:22-23 (NKJV)

<sup>22</sup> And when He had removed him,  
He raised up for them David as king, to whom also He gave  
testimony and said, ‘I have found David the *son* of Jesse, a  
man after My *own* heart, who will do all My will.’

<sup>23</sup> From this man’s seed, according to *the* promise, God raised  
up for Israel a Savior—Jesus—



1. Find the purple kindnesses in  
the scripture and circle them.

➤ And from David’s family God raised  
up for Israel a Savior, Yeshua!!

➤ He raised up king David for them – a man after God’s own heart to lead them.



Kindness is being surrounded  
and supported by the One  
who is the Door.

**Kchsed = Kindness**

ד ס ח

**Dalet Samech Chet**

John 10:9 (NKJV)

<sup>9</sup> I am the door.  
If anyone enters by Me, he will be saved,  
and will go in and out and find pasture.

2. Who is the one  
that is the Door?

Acts 13:38-39 (ESV)

<sup>38</sup> Let it be known to you therefore, brothers,  
that through this man (Yeshua)  
forgiveness of sins is proclaimed to you,  
<sup>39</sup> and by him everyone who believes is freed  
from everything from which you  
could not be freed by the law of Moses.

3. Who can you show kindness to this week?

In your family \_\_\_\_\_

Among your friends \_\_\_\_\_

Someone at El Shaddai \_\_\_\_\_

**Barook (Blessing)**

May Yeshua bless you with the **ability to go out** and **make disciples for Him**.

(Teacher note: You can bless the students at the end of the class with this blessing as a whole group or individually.)

## Games and Activities Teacher Instructions

For each of the lessons one of the games has been suggested to re-enforce the theme of the lesson. We have used the following games in a variety of ways. You can use the game suggested or choose another which fits your students and your time frame.

A list of general games that can be used for any/all lessons is included on page 193.

### 10 Commandments

Divide the students into teams and have them complete the 10 commandment scramble game using pages 203 and 204. The team which finishes them correctly wins.

### ATTRIBUTES OF GOD

Use the “find the Transliteration worksheet on page 208 to review the attributes of God.

### TIC TACK TOE

1. Compile a list of questions covering information you that the children have learned in the lesson.
2. Organize teams. If you have a large number of children, you can have several Tic Tack Toe grids being played at once. If possible keep the teams small in number - 3 to 4 children on a team gives each one more opportunity to answer a question and choose a box to put their X or O in the box.
3. Have large Tic Tack Toe grids on the board or large paper at front of room.
4. Alternate questions by team.
5. If correct answer is given the child answering puts an X or an O in the box they choose until one team has 3 of the same letter in a row and wins.