

Teacher's Lesson Flow:

After death (Acharei Mot) **קדושים**~Holy Ones (Kedoshim) **אחרי מות**

Leviticus 16:1-20:27:~Amos 9:7-15~Luke 14-17

Life Verse: James 4:8 (NKJV)

Draw near to God and He will draw near to you. Cleanse your hands, you sinners; and purify your hearts you double-minded.

5.

Reinforcing the WORD to Build "Banah" lives

- Quickly review Prayer and Praise Words to Thank YHVH God.
- Review quickly Life Verse: James 4:8
- What must Israel do as a nation once a year?
- What does it mean to afflict ourselves?
- The 10th of Tishri was Israel's national day of _____
- What happens if you confess your sin to God?
- Do you tell others what the Ruach HaKodesh (Holy Spirit teaches)
- How do we know that Yahweh loves Israel and us?
- How can we love Yahweh every day?

4.

New Testament
"B'rit Chadashah"

- Parable of the Prodigal
- Luke 15: 11=24
- Draw near to God
- James 4:8
- Be Holy – 1 Peter 1:15-16;
Ephesians 1:4

Pattern to
Draw Near to
LORD God
and be Holy

1.

PRAISE "Hallel"

- Practice Prayer and Praise Words to the Lord Including the Fruit of the Spirit Definition and Hebrew Praise Word.
- Life Verse Practice
- Hebrew Writing Practice
- Read Story

Start Here

2.

God's Teachings/Law – "Torah"

- A day to atone - Leviticus 16:1-31
- Afflict yourselves - Leviticus 16:29
- You shall be holy
- Leviticus 19:1-2; Leviticus 19:9-18

Children's work pages begin here!

3.

Prophets/Writings "Haftarah"

- Restoration of Israel promised
- Amos 9: 11-12

Teacher's Special Instructions

We start with a lesson on the Hebrew language. We will both write and speak Hebrew.

We do this for two reasons:

- 1) All students are at the same level in learning a new language, and they enjoy it.
- 2) It gives the students a chance to learn biblical truths embedded in the original language of the Hebrew Scriptures (Old Testament). Start by pointing out they are used to reading from left to right, but Hebrew reads from right to left. They also will need to write Hebrew from right to left.

Materials and Vocabulary:

- a. White board, black board or large easel and paper
- b. Markers
- c. Handouts or writing paper for the students
- d. Pens or pencils for the students

Kedoshim (Holy Ones)

Aanah (Afflict)

Col (commonness, profane)

Preparation:

- a. Choose 2 or 3 Hebrew words from the Hebrew writing page(s). On the board, write the words in English and in the transliterated form given in the left column of the Hebrew writing page(s).
- b. Leave space to write the word in Hebrew.
- c. Explain that the letters they see on the page are written in book print like they might see on a sign, or that they would print themselves.
- d. The words used on their Hebrew writing pages are all words that are related to each individual lesson. Generally, a Hebrew word is chosen from the lesson and emphasized each week, both to teach character and increase understanding of the concepts being taught. New words will be in the box on the upper right of this page. We also teach various names of the Triune God in Hebrew.

Israeli street sign



Procedure:

- a. Demonstrate the writing procedure of two or three Hebrew words on the board. Have the students follow your directions on their work pages. Be sure to point out the special features of each letter.
- b. Then have the students try a few words on their own, or complete the rest of the page. The ability to finish the whole exercise will depend on how much time you have. (2 to 5 minutes time is needed to finish the page.)

Games/Activities: Normally games are played after children's work pages are complete.

You will continue to use the Count the Omer activity on page 169 with teacher instructions on page 167.

Prayer and Praise Words

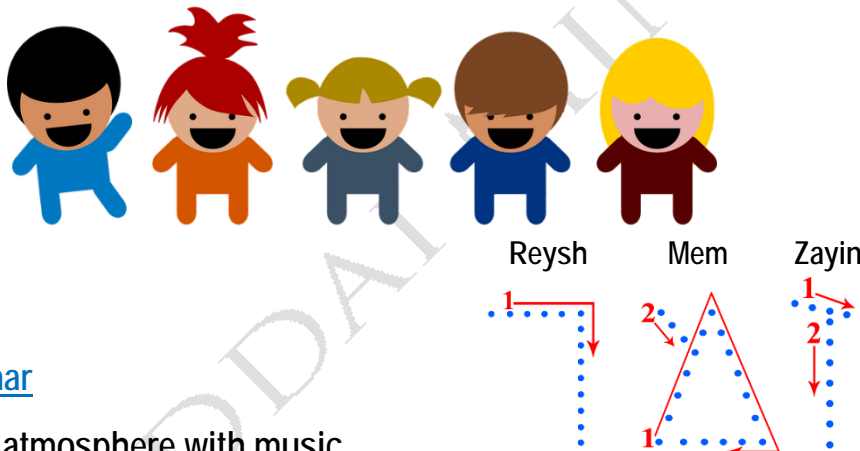
(Thank you ...Bless you...)

Say together and discuss briefly.

Self-Control: Thank you, Lord, for your gift of **self-control** that **strengthens** me **to do what is right and good!**

1. Let's thank God for one thing He has blessed you with this week.
Write your thank you here.

PRAISE is a way to THANK GOD for HIS Goodness to us and others.



Praise word: Zamar

EXPRESS a Holy atmosphere with music

Zamar means "to pluck the strings of an instrument, to sing, to praise."

Psalm 21:13 (NKJV)

Be exalted, O LORD, in Your own strength! We will sing and praise Your power.

Life Verse: James 4:8 (NKJV)

Draw near to God and He will draw near to you. Cleanse your hands, you sinners; and purify your hearts you double-minded.

Hebrew/English	<div> <div>← Write and read Hebrew from right to left.</div> <div>← Start here</div> </div>
Kedoshim (Holy Ones)	<div> <div>Final Mem</div> <div>Yood</div> <div>Sheen</div> <div>Dalet</div> <div>Qoof</div> </div>
Practice Writing	
Col (Commonness)	<div> <div>Lamed</div> <div>Chet</div> </div>
Practice Writing	
Tzedakah (Charity)	<div> <div>Hey</div> <div>Qoof</div> <div>Dalet</div> <div>Tsade</div> </div>
Practice Writing	
Acharei Mot (After death)	<div> <div>Tav</div> <div>Vav</div> <div>Mem</div> <div>Yood</div> <div>Reysh</div> <div>Chet</div> <div>Aleph</div> </div>
Practice Writing	

Pattern to Draw Near to God and be Holy

Hebrew /English	<p>← Write and read Hebrew from right to left ← Start here</p>
Aanah (Afflict)	<p>Hey Noon Ayin</p>
Practice Writing	
Yom Kippur (Day of Attonement)	<p>Reysh Vav Pey Khaf Final Mem Yood</p>
Practice Writing	
Selichah (Forgiveness)	<p>Hey Chet Lamed Samech</p>
Practice Writing	

After the Death/Holy Acrei Mot אהרי מות ~ Holy One ~Kedoshim קדושים Leviticus 16:1-20:27; Amos 9:7-15; Luke 14-17



On this particular day, the whole camp of Israel was somber. The death of Abihu and Nadab for bringing illegitimate fire before the Lord was still fresh on everyone's mind. Could all of Israel be thinking about their own sin, and how they needed to be forgiven, so they could draw near to God? We're going to find out. Listen for clues that will help you find the answer to what is happening on this day.

Here's the first clue: The Lord was giving directions to Moses to tell his brother, Aaron, the priest. He said, tell Aaron not to go inside the Holy Place just any time that was inside the veil where the mercy seat is, or he would die! Then the Lord said He would appear in a cloud above the mercy seat! (Could THIS be that day?) (Lev.16:1,2)

Here is the 2nd clue: The Lord also said, when Aaron comes into the Holy Place, he must bring the blood of a bull for a sin offering and a ram as a burnt offering. He must also wear special white linen clothes – not his colorful priestly garments. (Lev.16:4,5) By using the blood of the bull and the goat, Aaron was to make atonement for himself and his house, for the Holy Place, all the assembly of Israel, the altar and the tabernacle of meeting for all transgressions and all sins.



Woe – this sounds like a very serious day! (Lev.16:16,17,18,20) What would all the people be doing on this day? Here comes the final clue:

The people were to “afflict their souls” and do no work at all, whether they were natives of Israel or strangers who dwelt among the Israelites. The Hebrew word for “afflict” is



(hey, noon, ayeen or aanah). If you take the Hebrew meanings of each letter, they could be saying: understand, to behold life you must afflict your souls and humble yourselves. (Lev. 16:28)



Have you figured out that this day is the 10th of Tishrei?

The 10th of Tishrei is Yom Kippur – the Day of Atonement. This is Israel's national day of repentance.

In order to repent, they have to humble themselves and understand that to have real life, they need to acknowledge that they have sinned and ask God for forgiveness of their sins. In this way, they could draw near to God. Being near to God is where you find real life. When you realize you have sinned, does it make you feel somber? Do you want to run to God for forgiveness and draw close to Him? (Lev. 16:28-34)



Remember that God was going to come in a cloud over the mercy seat? Well, is there going to be another cloud in that Holy Place? Yes! And it would be a cloud made by Aaron, the priest! The LORD told him to make it with hot coals from the altar and sweet smelling incense placed on the hot coals. This cloud would cover the mercy seat, and the cloud that God was in would be above the mercy seat!

Do you see that the two clouds would be close to each other, even mixing with each other. Does this show us a picture of God's forgiveness, and that He draws near to us when our sins are forgiven? This truly is a special day! (Lev. 16:2,12,13)

Yom Kippur is a very solemn day, because sin is a very serious issue. Why is sin so serious? Because it separates us from God, and sin brings death! (Amos 9:10)

But there's a day coming when He will raise up the fallen tabernacle of David, and the Gentiles who are called by His Name will be possessed by God with a remnant of Edom! The captives of Israel will be brought back to the land. They will build the fallen cities, plant vineyards and gardens and eat and drink from them. And they will not be taken from the Land again. (Amos 9:10-13)

All this will happen because our God forgives sin when we sincerely ask Him to.



In the Brit Hadashah, Yeshua told us another story of forgiveness. There was a father who had two sons. The youngest son asked his father to give him the goods he would receive from his inheritance. He then took his money and went far away, living in sin and wasting what his father had given him. He ended up having to feed pigs, and he was so hungry that he wished he could eat the pigs' food!! Finally, he realized what he had done; he went home and said this to his father: Father, I have sinned against heaven and in your sight, and am no longer worthy to be called your son. But the father said to his servants, Bring out the best robe and put it on him, and put a ring on his hand and sandals on his feet. And bring the fatted calf here and kill it, and let us eat and be merry for this my son was dead and is alive again; he was lost and is found. And they began to be merry with food and music and dancing! (Lk. 15:11-25)





Did you notice that the son had to acknowledge his sin and humble himself to go to his father and ask forgiveness and confess his sin? When he was in sin, he was feeding pigs, but when he came home to his father and confessed his sin, he had true life and joy!

Do you think Yeshua was telling us this story so we would understand how God, our Father, wants us to confess our sins so we can be close to Him and know the joy He gives?

You can confess your sins and know the joy God our Father gives today!



You can confess your sins
and know the joy
God our Father gives today!



TORAH (God's Teachings / Law) Leviticus 16:1-31

The death of Abihu and Nadab for bringing illegitimate fire before the Lord was still fresh on everyone's mind.

Look for clues of what is happening this day.

This sounds like a very serious day!

Number the clues to this day.

Clue 1 – Leviticus 16: 1-2


(What must only happen once a year?)

Clue 2 – Leviticus 16:4-5

(When Aaron comes into the Holy Place what must he bring?)

Clue 3 – Leviticus 16:29-31


(What must Israel do as a nation once a year?)



CLUE # _____

Aaron must bring the blood of a bull for a sin offering and a ram (male goat) as a burnt offering.

He must also wear special white linen clothes – not his colorful priestly garments.



CLUE # _____

Do not enter the Holy Place just any time where the mercy seat is.



Then the Lord said He would appear in a cloud above the mercy seat!



Leviticus 16:15-19

Aaron was to make atonement for himself and his house, for the Holy Place, all the assembly of Israel, For the altar and the tabernacle of meeting and for all transgressions and all sins.



TORAH (God's Teachings/Law: Leviticus 16:29-31 New King James Version (NKJV) CLUE # _____

²⁹ "This shall be a statute forever for you: In the seventh month, on the tenth day of the month, you shall afflict your souls, and do no work at all, whether a native of your own country or a stranger who dwells among you.

³⁰ For on that day the priest shall make atonement for you, to cleanse you, that you may be clean from all your sins before the LORD.

³¹ It is a Sabbath of solemn rest for you, and you shall afflict your souls. It is a statute forever.

1. Which feast is this? Passover or Yom Kippur

TORAH (God's Teachings / Law) Leviticus 16:1-31



Afflict

עָנָה

aanah



Understand, to behold life
you must afflict your
souls and humble
yourselves.

**Israel's national day
of repentance**



1. What does it mean to afflict ourselves?

To make a sad face, talk bad about yourself

Or

To pray, fast and repent (stop doing your way and do God's way)

2. The 10th of Tishri was Israel's national day of _____

Celebration passing through the Red Sea

or

Repentance of all the people of Israel

TORAH (God's Teachings / Law) Leviticus 16:12-16


In Moses and Aaron's Time

Leviticus 16:12-16 English Standard Version (ESV)

¹² And he shall take a censer full of coals of fire from the altar before the LORD, and two handfuls of sweet incense beaten small, and he shall bring it inside the veil ¹³ and put the incense on the fire before the LORD, that the cloud of the incense may cover the mercy seat that is over the testimony, so that he does not die. ¹⁴ And he shall take some of the blood of the bull and sprinkle it with his finger on the front of the mercy seat on the east side, and in front of the mercy seat he shall sprinkle some of the blood with his finger seven times.

¹⁵ "Then he shall kill the goat of the sin offering that is for the people and bring its blood inside the veil and do with its blood as he did with the blood of the bull, sprinkling it over the mercy seat and in front of the mercy seat.

¹⁶ Thus he shall make atonement for the Holy Place, because of the uncleannesses of the people of Israel and because of their transgressions, all their sins. And so he shall do for the tent of meeting, which dwells with them in the midst of their uncleanness



How do you feel when
you know you have sinned?



Do you go to God
and ask for forgiveness
and
choose to do things
God's way?

Yes or No

Now what do you Do TODAY?

BRIT CHADASHAH (New Testament)

James 4:8 (NKJV)

⁸ Draw near to God

and He will draw near to you.

Cleanse *your* hands, *you* sinners;

and purify *your* hearts, *you* double-minded.

1. Say Life Verse James 4:8 aloud.
2. How do you draw near to God?
3. How do you cleanse your hands, life from sins?
4. What does double-minded mean?

Do you know the Lord God Loves you,
understands you and will help you?

Yes or No

TORAH (God's Teachings / Law) Leviticus 19:9-18 (CJB)

⁹ "When you harvest the ripe crops produced in your land, don't harvest all the way to corners of your field, and don't gather the ears of grain left by the harvesters.

¹⁰ Likewise, don't gather the grapes left on the vine or fallen on the ground after harvest; leave them for the poor and the foreigner; I am *ADONAI* your God.

¹¹ "Do not steal from, defraud or lie to each other. ¹² Do not swear by my name falsely, which would be profaning the name of your God; I am *ADONAI*.

¹³ Do not oppress or rob your neighbor; specifically, you are not to keep back the wages of a hired worker all night until morning.

¹⁴ "Do not speak a curse against a deaf person or place an obstacle in the way of a blind person; rather, fear your God; I am *ADONAI*.

¹⁵ "Do not be unjust in judging — show neither partiality to the poor nor deference to the mighty, but with justice judge your neighbor.

¹⁶ "Do not go around spreading slander among your people, but also don't stand idly by when your neighbor's life is at stake; I am *ADONAI*. ¹⁷ "Do not hate your brother in your heart, but rebuke your neighbor frankly, so that you won't carry sin because of him.

¹⁸ Don't take vengeance on or bear a grudge against any of your people; rather, love your neighbor as yourself; I am *ADONAI*.

How can you be Holy?
How can you love your neighbor?

Underline the answers in scripture

Do not steal Do not lie

Do not rob another, pay what you owe them

Do fair in your judgment of your neighbor

Do not be unkind to deaf or blind person



Do not spread rumors

Warn others of evil

Help others be safe

Do not try to get even
– forgive others

Give to the poor and foreigner

Do not Use the name of God wrongly

HAFTARAH (Prophets / Writings) Amos 9:11-12 (NKJV)

Israel Will Be Restored

¹¹ "On that day I will raise up The tabernacle of David, which has fallen down, And repair its damages; I will raise up its ruins, And rebuild it as in the days of old;

¹² That they may possess the remnant of Edom, And all the Gentiles who are called by My name," Says the LORD who does this thing.

When Israel repents, God will restore them and their nation.

1. What does this tell you if you repent and turn back to Him?

Draw a picture of you praying for you

1. to give up your sins and turn to God
2. and do things His way.

Draw a picture of you praying for your family

1. to give up their sins and turn to God
2. and do things His Way



You can confess your sins
and know the joy
God our Father gives today!



BRIT CHADASHAH (New Testament) 1 Peter 1:15-16 (NKJV)

... ¹⁵ but as He who called you is holy, you also be holy in all *your* conduct, ¹⁶ because it is written, "Be holy, for I am holy."

BRIT CHADASHAH (New Testament) Ephesians 1:4 (NKJV)

...⁴ just as He chose us in Him before the foundation of the world, that we should be holy and without blame before Him in love,

Brit Chadashah (New Testament) Mark 15:11-24 Read aloud and match the picture with the words!







1. The youngest son asked for his inheritance.
2. He was given the money and he spent it in sin.
3. He found himself feeding the pigs.
4. He went home repenting for his actions.
5. He asked for forgiveness and a job.
6. Father was so happy to have him home he threw a party.







2. Did you notice that the son had to understand his sin and humble himself to go to his father and confess his sin and ask forgiveness?

Do you think Yeshua was telling us this story so we would understand
how God, our Father,
wants us to confess our sins so we can be close to Him
and know the joy He gives? Yes or No

Life Verse: James 4:8 (NKJV)

Draw near to God and He will draw near to you.
Cleanse your hands, you sinners;
and purify your hearts you double-minded.

Be Holy and Love Others!

Forgive and
Ask Forgiveness
at Home, at School,
Everywhere!

No - Rah (evil)
Yes - Tov (good)

Barook (Blessing)

May Yeshua bless you
with the ability to go out
and make disciples for Him.



Games and Activities Teacher Instructions

For each of the lessons one of the games has been suggested to re-enforce the theme of the lesson. We have used the following games in a variety of ways. You can use the game suggested or choose another which fits your students and your time frame.

A list of general games that can be used for any/all lessons is included at the end of this volume.

COUNTING THE OMER

When this portion is usually read we are "Counting the Omer." This is the traditional countdown between First Fruit and Shavuot. We practice with the students and count the days as well as say the prayer and Psalm 67. The activity page is on page 169 and the teacher instructions are on page 167.

1. Speak aloud the blessing.
2. Read Psalm 67 aloud.
3. Have the students draw hearts to count the days that have already passed adding one for this day.

SCAVENGER HUNT

1. Divide into small teams – 2 to 3 children per team. Give each team a name or number.
2. Around the room, have answers to questions written out on 8 1/2 by 11 paper. Use large print that is easy to read.
3. Tape the questions around the room on the walls or on chair backs, etc.
4. Write out the answers on 8 1/2 x 11 paper and hand them out. No one can look at the questions or answers until you say, "Go"! (Be sure the team numbers or names are written on the back of the answers.)
5. Each team captain has tape.
6. As soon as the team finds the correct answer(s) to the question(s) they have, they tape it under the question.
7. The first team to have the largest number of matching questions and answers wins.

EL SHADDADAI MINISTRIES