

Teacher's Lesson Flow: Yitro ("Jethro") יתרו

Exodus 18:1-20:23~Isaiah 6:1-7:6~Mark 7,8

Life Verse: Isaiah 9:6 (NKJV)

⁶ For unto us a Child is born, Unto us a Son is given; And the government will be upon His shoulder. And His name will be called Wonderful, Counselor, Mighty God, Everlasting Father, Prince of Peace.

5.

Reinforcing the WORD to Build "Banah" lives

- Quickly review Prayer and Praise Words to Thank YHVH God.
- Review the Life Verse: Isaiah 9:6
- Review the Hebrew letters and vocabulary.
- To receive God's promises what were the Israelites responsible for?
- Why is it important for you to obey God?
- Does God know what is best for you?
- Do you do what Jesus tells you to do?
- Why do we obey what Jesus tells us to do?

4.

New Testament "B'rit Chadashah"

- Jesus speaks about the commands of God - Mark 7:7-10
- Christ as messiah - Mark 8:29-39

**Obedience
to God is
Important**

1.

Start Here

PRAISE "Hallel"

- Practice Prayer and Praise Words to the Lord Including the Fruit of the Spirit Definition and Hebrew Praise Word.
- Life Verse Practice
- Hebrew Writing Practice
- Read Story

3.

Prophets/Writings "Haftarah"

- Holy is the Lord; His glory fills the earth - Isaiah 6:1-4
- His government will never end. - Isaiah 9:6,7

Children's work pages begin here!

2.

God's Teachings/Law - "Torah"

- Moses' family comes - Exodus 18:2-6
- Jethro's advice - Exodus 18:13-26
- The promise for obedience - Exodus 19:3-6
- God talks to Moses - Exodus 19:16-18
- Preparation - Exodus 19:10-12
- The people hear God - Exodus 19:19-22

Teacher's Special Instructions

We start with a lesson on the Hebrew language. We will both write and speak Hebrew.

We do this for two reasons:

- 1) All students are at the same level in learning a new language, and they enjoy it.
- 2) It gives the students a chance to learn biblical truths embedded in the original language of the Hebrew Scriptures (Old Testament). Start by pointing out they are used to reading from left to right, but Hebrew reads from right to left. They also will need to write Hebrew from right to left.

Materials and Vocabulary:

- a. White board, black board or large easel and paper
- b. Markers
- c. Handouts or writing paper for the students
- d. Pens or pencils for the students
- e. The words used on their Hebrew writing pages are all words that are related to each individual lesson. Generally, a Hebrew word is chosen from the lesson and emphasized each week, both to teach character and increase understanding of the concepts being taught. New words will be in the box on the upper right of this page. Various names of God will also be taught in Hebrew.

NEW HEBREW WORDS TRANSLITERATED

Yitro (Jethro)

Pahley (wonder)

Echad (one)

Preparation:

- a. Choose 2 or 3 Hebrew words from the Hebrew writing page(s). On the board, write the words in English and in the transliterated form given in the left column of the Hebrew writing page(s).
- b. Leave space to write the word in Hebrew.
- c. Explain that the letters they see on the page are written in book print like they might see on a sign, or that they would print themselves.

Procedure:

- a. Demonstrate the writing procedure of two or three Hebrew words on the board. Have the students follow your directions on their work pages. Be sure to point out the special features of each letter.
- b. Then have the students try a few words on their own, or complete the rest of the page. The ability to finish the whole exercise will depend on how much time you have. (2 to 5 minutes time is needed to finish the page.)

Israeli street sign



Games/Activities: Normally games are played after children's work pages are complete.

For this lesson work on learning the 10 commandments along with their corresponding letter and number. Start with trace and say page and then have them do the write it activity. You will find them on pages 99 and 100.

Prayer and Praise Words

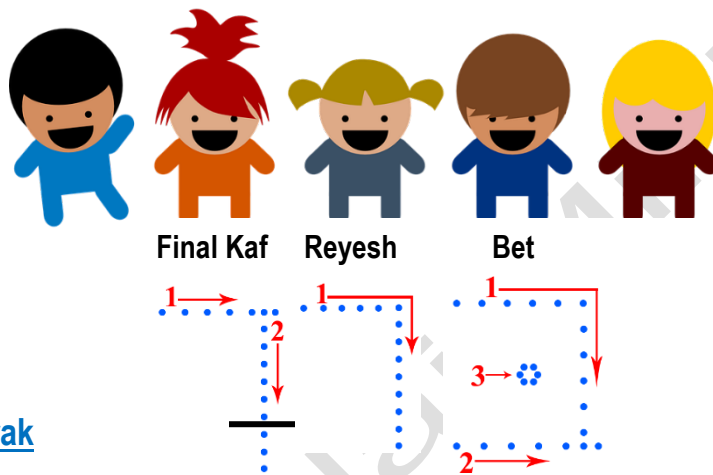
(Thank you ...Bless you...)

Self-Control: Thank you, Lord, for your gift of **self-control** that **strengthens** me to do what is right and good.

1. Let's thank God for one thing He has blessed you with this week.

Write your thank you here:

PRAISE is a way to THANK GOD for HIS Goodness to us and others.



Praise word: Barak

EXPRESS HUMILITY and Adoration

Barak means “to kneel down, to bless God as an act of adoration.”

- Beit means House
- Reysh means a person, the head, the highest
- Kaf means palm, to cover, to open or allow

Barak could mean: What the household of the highest allows. To be blessed could mean: To do what the highest in the house allows. Is God the head of your house and your heart?

Psalm 95:6 (NKJV)









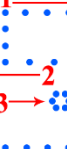


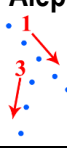
Oh come, let us worship and bow down; Let us kneel before the LORD our Maker.

Life Verse: Isaiah 9:6 (NKJV)

⁶For unto us a Child is born, unto us a Son is given; And the government will be upon His shoulder. And His name will be called Wonderful, Counselor, Mighty God, Everlasting Father, Prince of Peace.

Hebrew/English	<div> <div>←</div> <div>Write and read Hebrew from right to left.</div> <div>←</div> <div>Start here</div> </div>
RAV CHESED (Loving and Kind to all)	<div> <div>Dalet</div> <div>Samech</div> <div>Chet</div> <div>Vet</div> <div>Reysh</div> </div>
Practice Writing	
EMET (Truth, Faithfulness)	<div> <div>Tav</div> <div>Mem</div> <div>Aleph</div> </div>
Practice Writing	
NOTZEIR CHESED L'ALAFIM (Keeping loving-kindness for 1000s)	<div> <div>Dalet</div> <div>Samech</div> <div>Chet</div> <div>Reysh</div> <div>Tsade</div> <div>Noon</div> </div>
Practice Writing	

Obedience to God is important!

Hebrew /English	 Write and read Hebrew from right to left  Start here
Yitro (Jethro)	<div style="display: flex; justify-content: space-around; align-items: flex-start;"> <div style="text-align: center;"> Vav  </div> <div style="text-align: center;"> Reysh  </div> <div style="text-align: center;"> Tav  </div> <div style="text-align: center;"> Yood  </div> </div>
Practice Writing	
Pahley (wonder)	<div style="display: flex; justify-content: space-around; align-items: flex-start;"> <div style="text-align: center;"> Aleph  </div> <div style="text-align: center;"> Lamed  </div> <div style="text-align: center;"> Pey  </div> </div>
Practice Writing	
Echad (One)	<div style="display: flex; justify-content: space-around; align-items: flex-start;"> <div style="text-align: center;"> Dalet  </div> <div style="text-align: center;"> Chet  </div> <div style="text-align: center;"> Aleph  </div> </div>
Practice Writing	

Yitro - Jethro - יתרו

Exodus 18:1- 20:3; Isaiah 6:1-7:6, 9:5-7; Mark 7,8;

Last week we saw how God's righteous, mighty hand delivered the Israelites from the fierce Egyptian army that was pursuing them and had them trapped.

News about all that God had done for Moses and for the Israelites had made its way to Jethro, who was Moses' father in law. Knowing that Moses was now not too far from him, Jethro brought Moses' wife and his two sons back to Moses, so they could be together. Notice the names of Moses' sons. How do they connect with what you have learned? One was named Gershom which means: "I have been a stranger in a foreign land", and the other was Eliezer which means – "The God of my father was my help"! Pretty amazing meanings, don't you think? Moses and Jethro talked about all that the LORD had done, and Jethro rejoiced in all the good the LORD had done for Israel, and he said,

"Now I know that the LORD is greater than all the gods;"
Think of all the reasons you know that is true. (Ex. 18:1-11)



Now Moses was in charge of all the people, and he worked from morning until evening. The people all came to him to ask about how God would want their problems to be solved. Moses would explain the statutes and laws of God to them. But Moses father in law saw that this was too much work for one man. He gave Moses a good plan. He said, Have other faithful men help you with the smaller problems, and you help the people that have big problems.

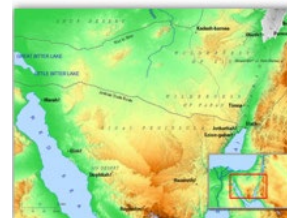


Share the work! It is good to listen to our fathers. They can have wisdom that will really help us. And Moses did listen to Jethro's good advice, and did all he had said.(Ex. 18:13-26)

Then 3 months after leaving Egypt, Israel was camped in the wilderness of Sinai. It was there that the LORD called Moses to come up the mountain, because the LORD wanted to talk with him!

God spoke as a father and told these amazing words to Moses.

As you listen to these words, find what the children of Israel were responsible for and the promise God made IF they would obey:



The Lord wanted to talk to Moses.



Now if you will indeed obey My voice and keep My covenant, then you shall be a special treasure to Me above all people, for all the earth is Mine. And you shall be to Me a kingdom of priests and a holy nation....” Moses told these words to the people, and they responded by saying: All that the LORD has said, we will do!

Did you find all the amazing promises God made to the people? What were the people responsible for?



All that the LORD
has said,
we will do!

So, when God spoke these things to Moses, could Moses see God?

Oh, no! God was wrapped in a thick cloud, so He was hidden. Then God told Moses He was going to come down on the mountain and speak to all the people. He wanted the people to wash, and to wash all their clothes, and to dedicate themselves to do God's will.

They were also told NOT TO TOUCH the mountain, or they would die! God wanted them to hear His voice, so they would always believe what Moses told them. (Ex.19:9-11)



Would you be excited about this or what?! Sure enough, on the 3rd day there were **thunderings** and **lightnings** and a **thick cloud** was on the mountain. And the **sound of the trumpet was very loud**, and all the people who were in the camp **trembled!** Moses brought all the people out to the mountain to meet with God, and they stood at the foot of Mt. Sinai which was **completely in smoke** because the **LORD came down in fire**, and the **whole mountain quaked greatly!** The trumpet blew louder and louder! Moses spoke, and **God answered him BY VOICE!** In all of these things the people could see and hear and even feel their **all- powerful God!** Do you think this is why they trembled? Then God called Moses up to the top of the mountain, and when Moses arrived, He told Moses to go back down and warn the people not to try to break through to see Him or they would perish! Wow!! What a day! (Ex. 19:16-21)

Do you remember that God said He was doing this because He wanted the people to hear when He spoke with Moses and believe Moses forever. God knew how important it was that the people believe what Moses said. Moses was like a father who wanted to teach and protect the people, so he wanted them to obey God's Words. Why do you think this was important? Like Jethro, who was Moses' father in law and wanted what was best for Moses, God is our Father, and He wants what is best for us. When we do what HE SAYS, He knows it will always be best for us! (Ex. 19:9)



Isaiah the prophet saw the Lord. Isaiah saw the Lord sitting on a throne that was high and lifted up, and His long train of His robe filled the temple. The angels above His throne and called out these words:

Holy, holy, holy is the LORD of hosts; the whole earth is full of His glory! The voice of the angel that said this was so powerful, that the door posts shook and the temple was filled with smoke.

(Isa. 6:1-4)

And then Isaiah said these amazing words that the Lord spoke to him: For unto us a Child is born. Unto us a son is given; and the government will be upon His shoulder. And His name will be called Wonderful, Counselor, Mighty God, Everlasting Father, Prince of Peace. His government and peace will increase, and it will never end! (Isa. 9:6,7a) Do you see the wonder of our amazing God?

Do you think about the day you will see Him face to face?

The Hebrew word for wonder is  (pahley).
 (pahley) means: to be extraordinary or to be wonderful!

The Kaph means mouth, the lamed means shepherd/ruler and the aleph means God.

So we see that when God, the shepherd/ruler speaks it is amazing and wonderful! The words of God are incredible!

How are you amazed by the words of God?

Our Father God's Words are wonderful.

So we need to remember how important it is to DO what God's Word tells us to do.



In the book of Mark, Yeshua (Jesus) tells us the same thing. He said, don't do what other people do, because they follow habits that men have made up. Don't follow all those habits, but do what Moses told you to do. Honor your father and your mother! (Mk. 7:7-10)

And why do we want to do what Yeshua (Jesus) tells us? Well, listen to this:

Jesus asked Peter a question: Who do you say that I am? Peter answered and said to Him, You are the Christ. Christ means that He is the Messiah – **the Anointed One that God sent to tell us how to live by His Word**. Remember how Moses was explaining to people how to live by God's Word?

Yeshua (Jesus) came to explain His Father's words about how we should live, and He is coming again in the glory of His Father with the holy angels. Let's listen to and obey His Words!

(Mk.8:29&38)

TORAH (God's Teachings/Law) Exodus 18:2-6 (NKJV)

(Circle and write answers)



² Then Jethro, Moses' father-in-law, took Zipporah, Moses' wife, after he had sent her back, ³ with her two sons, of whom the name of one was Gershom (for he said, "I have been a stranger in a foreign land")

⁴ and the name of the other was Eliezer (for he said, "The God of my father was my help, and delivered me from the sword of Pharaoh");

⁵ and Jethro, Moses' father-in-law, came with his sons and his wife to Moses in the wilderness, where he was encamped at the mountain of God.

⁶ Now he had said to Moses, "I, your father-in-law Jethro, am coming to you with your wife and her two sons with her."



1. Who was Moses' wife?

2. What was the name of Moses' 1st son?

3. What did Gershom mean?

4. What was the name of Moses' 2nd son?

5. What does Eliezer mean?



TORAH (God's Teachings/Law) Exodus 18:9-11 (NOG) (Circle and write answers)

⁹ Jethro was delighted to hear about all the good things Yahweh (the LORD) had done for Israel in rescuing them from the Egyptians.

¹⁰ He said, "Thank Yahweh! He rescued you from the Egyptians and their Pharaoh and rescued these people from the control of the Egyptians, ¹¹ who treated Israel with contempt. Now I know that *Yahweh* is greater than all other gods."



1. Jethro was _____ to _____ about all the _____ had done for _____ in rescuing them from the _____.
2. He said, "_____! He rescued you from the _____ and their _____.
3. Now I know that _____ is _____ than _____ gods."

(delighted means: pleased, glad, happy, thrilled)

4. Do you tell others what Yahweh God has done for you?

YES or NO

5. Do you Thank Yahweh God for the good things HE has done for you and your family?

YES or NO

6. List something you are thankful to Yahweh God for:

TORAH (God's Teachings/Law) Exodus 18:13-16 (NKJV) (Circle and write answers)

¹³ And so it was, on the next day, that Moses sat to judge the people; and the people stood before Moses from morning until evening.

¹⁴ So when Moses' father-in-law saw all that he did for the people, he said,
"What *is* this thing that you are doing for the people?
Why do you alone sit, and all the people stand before you from morning until evening?"

¹⁵ And Moses said to his father-in-law, "Because the people come to me (Moses) to inquire of God. ¹⁶ When they have a difficulty, they come to me, and I judge between one and another; and I make known the statutes of God and His laws."

Share the work.

Moses helps with the big and difficult problems.



1. Who sat to judge the people? _____
2. The people stood before Moses from _____ until _____.
3. When Moses' father-in-law Jethro saw all that Moses did for the people, what two questions did he ask? (Circle your answer)
4. And Moses said to his father-in-law, "Because the _____ come to _____ to _____ of _____."
5. When the people had difficulty, they came to Moses. What did Moses do? I _____ between one and another; and I _____ the _____ of _____ and His _____."

Moses chose able men to help with the smaller problems.



TORAH (God's Teachings/Law) Exodus 18:17-21 (NKJV) (Circle and write answers)

¹⁷ So Moses' father-in-law said to him, "The thing that you do *is* not good.

¹⁸ Both you and these people who *are* with you will surely wear yourselves out. For this thing *is* too much for you; you are not able to perform it by yourself.

¹⁹ Listen now to my voice; I will give you counsel, and God will be with you: Stand before God for the people, so that you may bring the difficulties to God.

²⁰ And you shall teach them the statutes and the laws, and show them the way in which they must walk and the work they must do. ²¹ Moreover you shall select from all the people able men, such as fear God, men of truth, hating covetousness; and place *such* over them *to be* rulers of thousands, rulers of hundreds, rulers of fifties, and rulers of tens.

1. So, Moses' father-in-law said to him, "The thing that you do is ____ .
2. Jethro said, both you and these people who are with you will surely ____ .
3. Jethro instructed Moses, you shall ____ them the ____ and the ____, and show them the ____ in which they must ____ and the ____ they must ____ .
4. Jethro instructed Moses to select from all the people ____, such as ____, men of ____ hating ____ and place such over them to be ____ of ____, rulers of ____, ruler of ____ and rulers of tens.



TORAH (God's Teachings/Law) Exodus 19:3-8 (NKJV)

³ And Moses went up to God, and the LORD called to him from the mountain, saying, "Thus you shall say to the house of Jacob, and tell the children of Israel:

⁴ 'You have seen what I did to the Egyptians, and *how* I bore you on eagles' wings and brought you to Myself.

⁵ Now therefore, if you will indeed obey My voice and keep My covenant, then you shall be a special treasure to Me above all people; for all the earth *is* Mine.


⁶ And you shall be to Me a kingdom of priests and a holy nation.' These *are* the words which you shall speak to the children of Israel."

⁷ So Moses came and called for the elders of the people, and laid before them all these words which the LORD commanded him.

⁸ Then all the people answered together and said, "All that the LORD has spoken we will do." So, Moses brought back the words of the people to the LORD.

The promise of God IF they obey.
Exodus 19:3-6

You shall be
a special
treasure
to Me above
all people.



THINK ABOUT:

Answer in your mind/heart.

1. Do you Listen carefully to God's Word and hear His promises?
2. How do you know God loves you and God wants to help you?
3. How do you choose to obey God and His Word (the Bible)?

All that the LORD
has said,
we will do!



HAFTARAH (Prophets / Writings) Isaiah 9:6-7 (NKJV)

⁶ For unto us a Child is born,
Unto us a Son is given;
And the government will be upon His shoulder.
And His name will be called
Wonderful, Counselor, Mighty God,
Everlasting Father, Prince of Peace.
⁷ Of the increase of *His* government and peace
There will be no end,
Upon the throne of David and over His kingdom,
To order it and establish it with judgment and justice
From that time forward, even forever.
The zeal of the LORD of hosts will perform this.

Do you see the wonder of
our amazing God?

Do you think about the day
you will see Him face to
face?

The Hebrew word for wonder is  (pahley).

(pahley) means: to be extraordinary or to be wonderful!



Pey means mouth



Lamed means shepherd/ruler



Aleph means God

When God, the Shepherd/ruler speaks it is amazing and wonderful!

Do you need to remember how important it is to DO what God's Word tells us to do?

YES or NO

Brit Chadashah (New Testament) Mark 7:7-10, 8:29-

Mark 7:7-10

"You have let go
of the commands of God
and are holding on
to human traditions."

For Moses said,
"Honor your father
and mother,"



Why do we do what Jesus tells us?



You are the Christ.
He is the Messiah
which means the
anointed one.

Mark 8:29-38



Let's listen and obey!



1. Do you choose to listen and obey the Bible?
2. Do you choose to listen and obey the "10 Commands given to Moses by God on Mt Sinai with God's love and God's help?"

If so, draw your face here with a big smile! Draw your hands and feet too!

Barook (Blessing) May Yeshua bless you with the ability to go out and make disciples for Him..

(Teacher note:

You can bless the students at the end of the class with this blessing as a whole group or individually.)

Games and Activities Teacher Instructions

For each of the lessons one of the games has been suggested to re-enforce the theme of the lesson. We have used the following games in a variety of ways. You can use the game suggested or choose another which fits your students and your time frame.

A list of general games that can be used for any/all lessons is included at the end of this volume .

The TEN WORDS worksheets

We have given four consecutive weeks for the students to learn the 10 commandments and their corresponding letter and number. For week one they will trace the letters and say the letter, the number and the commandment. They will then do a worksheet which gives them the chance to write the letter corresponding with each commandment.

1. Pass out the "Trace and Say Worksheet."
2. Have students say the number then trace and say the letter, then say the corresponding commandment or "Word."
3. Do each line two or three times.
4. Pass out the Write the Letter page and have the students write the correct letter in the space with its corresponding name and commandment.
5. Read through them again if there is time.

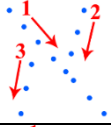
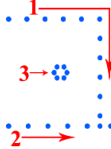
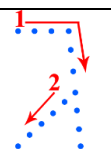
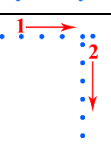
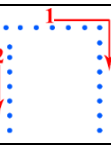

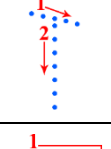
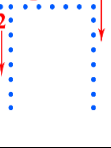

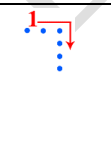
You can use these lessons more than once and we have found that the students learn them quickly.

EACH ONE WRITE ONE

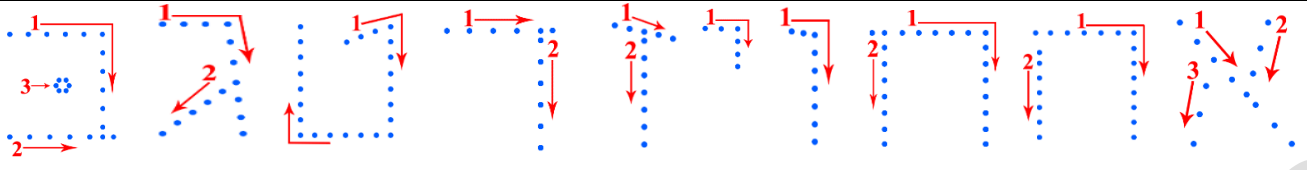
1. **Form teams.**
2. Have each team member write a question about the lesson on a 3x5 card or piece of paper. (Older children can assist younger children on their team who may need help with this.)
3. Pass all the questions in. The teacher reads one team's questions to the other team – one member at a time answers the question.
4. 1,000 points is awarded for each correct answer.
5. The first team to have 10,000 points wins

Aleph-Bet and 10 “Words” Commandments

Trace each Hebrew letter and Say Letter, Number and Commandment.

Letter	Name	Number	Commandment
	Aleph	1	I AM the Lord your God
	Bet	2	You shall have no other gods before ME
	Gimmel	3	You shall not take the name of the Lord your God in vain
	Dalet	4	Remember the Sabbath Day and keep it holy
	Hey	5	Honor your father and mother
	Vav	6	You shall not murder
	Zayin	7	You shall not commit adultery
	Chet	8	You shall not steal
	Tet	9	You shall not bear false witness
	Yood	10	You shall not covet

10 “Words” Commandments - Write Letter for Commandment.



Letter	Name	Number	Commandment
	Aleph	1	I AM the Lord your God
	Bet	2	You shall have no other gods before ME
	Gimmel	3	You shall not take the name of the Lord your God in vain
	Dalet	4	Remember the Sabbath Day and keep it holy
	Hey	5	Honor your father and mother
	Vav	6	You shall not murder
	Zayin	7	You shall not commit adultery
	Chet	8	You shall not steal
	Tet	9	You shall not bear false witness
	Yood	10	You shall not covet