

**Teacher's Lesson Flow: Chayei Sarah – “Sarah’s Life” חיי שרה**  
Genesis 23:1-25:18 / Micah 5:2/ Hosea 11:1 / Matthew 2

Life Verse: Matthew 12:21 (NIV)

<sup>21</sup> And In His name gentiles (the nations) will put their hope.”

5.

Reinforcing the WORD to build “Banah” lives

- a. Prayer and Praise to Thank YHVH God for what He has done.
- b. Read aloud Life Verse: Matthew 12:21
- c. Read aloud Hebrew letters and vocabulary.
- d. Nothing is impossible with God?
- e. What do you believe God can and will do?
- f. If we believe God we have faith.
- g. If we have faith we act on the promises.

4.

New Testament  
“B’rit Chadashah”

- a. Word of God is living  
– Hebrews 4:12
- b. Escape and Return to Israel  
– Matthew 2:13-16
- c. Fulfilled prophesy  
– Matthew 12:19-21
- d. Game or Activity

**God does not  
Forget; you can  
Count on HIS  
Promises!**

1.

**Start Here**

PRAISE “Hallel”

- a. Prayer/Praise to the Lord  
including Fruit of the Spirit  
definition and Hebrew Praise Word.
- b. Life Verse Practice
- c. Hebrew Writing Practice

Children’s work pages begin here!

2.

Teaching/Law – “Torah”

- a. Sarah’s death and burial  
– Gen. 23:2
- b. Charge to Eliezer to find a bride for Isaac  
– Genesis 24:2-6
- c. Eliezer and Rebekah  
– Genesis 24:10-20
- d. Outcome – Genesis 24:30-40

3.

Prophets/Writings “Haftarah”

- a. The promise of a shepherd / King  
– Micah 5:2
- b. God will call His son out of Egypt  
– Hosea 11:1

## Teacher's Special Instructions

We start with a lesson on the Hebrew language. We will both write and speak Hebrew.

We do this for two reasons:

- 1) All students are at the same level in learning a new language, and they enjoy it.
- 2) It gives the students a chance to learn biblical truths embedded in the original language of the Hebrew Scriptures (Old Testament). Start by pointing out they are used to reading from left to right, but Hebrew reads from right to left. They also will need to write Hebrew from right to left.

### Materials:

- a. White board, black board or large easel and paper
- b. Markers
- c. Handouts or writing paper for the students
- d. Pens or pencils for the students

Chayei Sarah (Life of Sarah)

Avraham (Father of Nations)

### Preparation:

- a. Choose 2 or 3 Hebrew words from the Hebrew writing page(s). On the board, write the words in English and in the transliterated form given in the left column of the Hebrew writing page(s).
- b. Leave space to write the word in Hebrew.
- c. Explain that the letters they see on the page are written in book print like they might see on a sign, or that they would print themselves.
- d. The words used on their Hebrew writing pages are all words that are related to each individual lesson. Generally, a Hebrew word is chosen from the lesson and emphasized each week, both to teach character and increase understanding of the concepts being taught. We also teach various names of the Triune God in Hebrew. New words are listed in the box to the right above.

Israeli street sign



### Procedure:

- a. Demonstrate the writing procedure of two or three of Hebrew words on the board. Have the students follow your directions on their work pages. Be sure to point out the special features of each letter.
- b. Then have the students try a few words on their own, or complete the rest of the page. The ability to finish the whole exercise will depend on how much time you have. (2 to 5 minutes time is needed to finish the page.)

**Games/Activities:** Normally games are played after children's work pages are complete.

See: Aleph-Bet Hebrew Letter Practice: Letters 16 through 20 (Say, Trace and Write) on page 97.

# Prayer and Praise Words

(Thank you ...Bless you...)


**JOY:** Thank you, Lord for the **JOY of the Holy Spirit that bubbles up** inside and springs into **praise for all the wonderful blessings** that come from **YOU!**

1. Let's thank God for one thing He has blessed you with this week.

Write your thank you here:

---

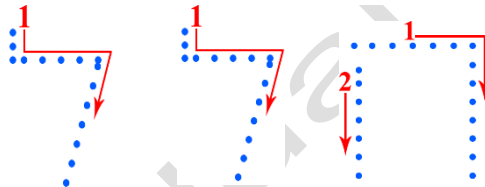
PRAISE is a way to THANK GOD for HIS Goodness to us and others.



Lamed

Lamed

Hey



Praise word: Hallel



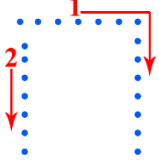

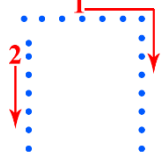

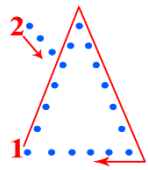

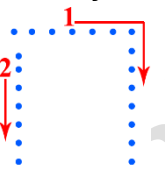

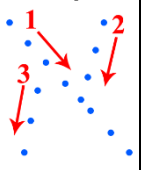
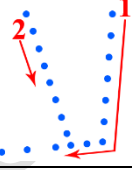

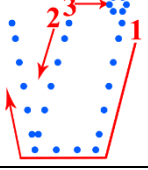

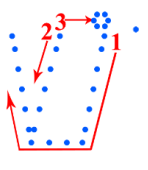



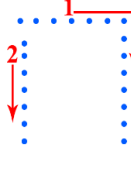
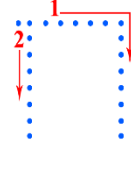

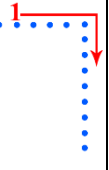
**SHOW JOY, AND CELEBRATE.** Hallel is a primary Hebrew root word for praise. Our word “hallelujah” comes from this root word. It means “to be clear, to shine, to boast, to show, to rave, and to celebrate.” The Hebrew letters in the Hebrew word “Praise”(Hallel) mean Behold, the tongue, the tongue is created to Praise!

## Psalm 113:1-3 (NKJV)

- <sup>1</sup> Praise the LORD. Praise the LORD, you his servants; praise the name of the LORD.
- <sup>2</sup> Let the name of the LORD be praised, both now and forevermore.
- <sup>3</sup> From the rising of the sun to the place where it sets, the name of the LORD is to be praised.



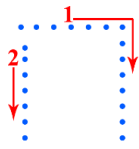
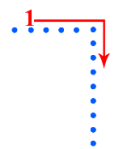
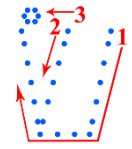


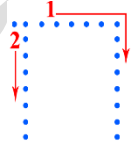
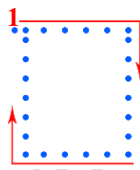
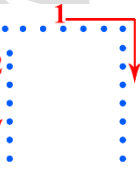
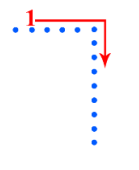
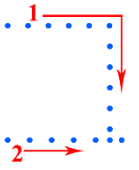
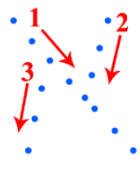
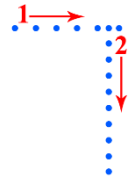

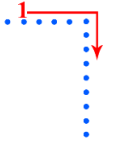
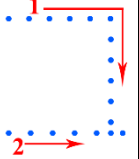
## Life Verse Practice: Matthew 12:21 (NIV) (Say, Sing or Game to Practice)

<sup>21</sup> And In His name gentiles (the nations) will put their hope.

| Hebrew/English  |  <b>Write and read Hebrew from right to left</b>   |
|---|--|
| <b>Adonai,</b><br><b>(LORD / YHVH</b><br><b>The Name,</b><br><b>The Merciful</b><br><b>One)</b> | <div style="display: flex; justify-content: space-around; align-items: flex-start;"> <div style="text-align: center;"> <b>Hey</b><br/>  </div> <div style="text-align: center;"> <b>Vav</b><br/>  </div> <div style="text-align: center;"> <b>Hey</b><br/>  </div> <div style="text-align: center;"> <b>Yood</b><br/>  </div> </div>   |
| <b>Practice Writing</b>   |  |
| <b>ELOHIM</b><br><b>( Aloheem,</b><br><b>Creator God)</b>                                       | <div style="display: flex; justify-content: space-around; align-items: flex-start;"> <div style="text-align: center;"> <b>Mem</b><br/>  </div> <div style="text-align: center;"> <b>Yood</b><br/>  </div> <div style="text-align: center;"> <b>Hey</b><br/>  </div> <div style="text-align: center;"> <b>Lamed</b><br/>  </div> <div style="text-align: center;"> <b>Aleph</b><br/>  </div> </div>   |
| <b>Practice Writing</b>   |  |
| <b>Yeshua</b><br><b>(Salvation,</b><br><b>Jesus)</b><br><b>(Son of God)</b>                     | <div style="display: flex; justify-content: space-around; align-items: flex-start;"> <div style="text-align: center;"> <b>Ayin</b><br/>  </div> <div style="text-align: center;"> <b>Vav</b><br/>  </div> <div style="text-align: center;"> <b>Sheen</b><br/>  </div> <div style="text-align: center;"> <b>Yood</b><br/>  </div> </div>   |
| <b>Practice Writing</b>   |  |
| <b>Ruahk</b><br><b>Hakodesh</b><br><b>(Holy Spirit of</b><br><b>God)</b>                        | <div style="display: flex; justify-content: space-around; align-items: flex-start;"> <div style="text-align: center;"> <b>Sheen</b><br/>  </div> <div style="text-align: center;"> <b>Dalet</b><br/>  </div> <div style="text-align: center;"> <b>Vav</b><br/>  </div> <div style="text-align: center;"> <b>Qoof</b><br/>  </div> <div style="text-align: center;"> <b>Hey</b><br/>  </div> <div style="text-align: center;"> <b>Chet</b><br/>  </div> <div style="text-align: center;"> <b>Vav</b><br/>  </div> <div style="text-align: center;"> <b>Reysh</b><br/>  </div> </div> |
| <b>Practice Writing</b>   |  |

God does not forget;  
you can count on HIS promises!



| Hebrew /English                  |  <b>Write and read Hebrew from right to left</b>  <b>Start here</b>   |
|----------------------------------|---|
| Chayei Sarah<br>(Sarah's life)   | <div style="display: flex; justify-content: space-around; align-items: flex-start;"> <div style="text-align: center;"> <b>Hey</b><br/>  </div> <div style="text-align: center;"> <b>Reyesh</b><br/>  </div> <div style="text-align: center;"> <b>Seen</b><br/>  </div> <div style="text-align: center;"> <b>Yood</b><br/>  </div> <div style="text-align: center;"> <b>Yood</b><br/>  </div> <div style="text-align: center;"> <b>Chet</b><br/>  </div> </div> |
| Practice Writing                 |   |
| Abraham<br>(Father of nations)   | <div style="display: flex; justify-content: space-around; align-items: flex-start;"> <div style="text-align: center;"> <b>Mem</b><br/>  </div> <div style="text-align: center;"> <b>Hey</b><br/>  </div> <div style="text-align: center;"> <b>Reyesh</b><br/>  </div> <div style="text-align: center;"> <b>Veit</b><br/>  </div> <div style="text-align: center;"> <b>Aleph</b><br/>  </div> </div>  |
| Practice Writing                 |   |
| Baruch<br>(Barook)<br>(Blessing) | <div style="display: flex; justify-content: space-around; align-items: flex-start;"> <div style="text-align: center;"> <b>Final Kaf</b><br/>  </div> <div style="text-align: center;"> <b>Vav</b><br/>  </div> <div style="text-align: center;"> <b>Reysh</b><br/>  </div> <div style="text-align: center;"> <b>Veit</b><br/>  </div> </div>  |
| Practice Writing                 |   |

# SARAH'S LIFE - (Chayei Sarah) חיי שרה

Genesis 23:1-25-18 ~ I Kings 1:1-31 ~ Matthew 11-12


Today's Torah Portion is very exciting because we are going to see how even though people die, **God's promises are ALIVE forever**, and God **keeps His promises**.

For the word of God is living and powerful (Heb.4:12) Can you find all the ways God is keeping His promises in today's lesson?



You will remember Sarah and Abraham. God promised Sarah a baby, and even though she was way too old to have a baby, God did a miracle and Sarah gave birth to Isaac when she was 90 years old! After Isaac's birth, the years continue to go by and at 127 years old, Sarah died in Hebron. (Gen. 23:2) Though Sarah did die, God kept His promise to her, and she had a son, Isaac!

Now Abraham has to find a place to bury Sarah. He doesn't have any land of his own because he is a foreigner in the land of Canaan. Where will he bury Sarah? (23:4) He spoke to Ephron the Hittite who lived in Canaan. Ephron owned land. Ephron wanted **to give** Abraham the Cave of Machpelah to bury Sarah in, but Abraham said, No, you can't give it to me, but **I will BUY IT** from you, Ephron. He paid Ephron 400 shekels for this place to bury Sarah. 400 shekels is so much money that it had to be WEIGHED OUT! Abraham was the first Jewish person **to buy** part of the Promised Land. Many years earlier, God said to Abraham, I give to you and your descendants after you the land in which you are a stranger, all the land of Canaan, as an everlasting possession.... (Gen.17:8) God was causing His promise about the Land to come true in Abraham's life. God gave Abraham enough money to buy the first piece of the Promised Land.



Once Sarah is buried, Abraham begins to think about his son, Isaac. He knows that it is time for Isaac to get married, and he wants to find a bride for Isaac. But Abraham did not want Isaac's bride to come from the Canaanites who lived around them. So he asked his servant Eliezer to make a promise to him that he would travel back to the place where Abraham's family lived, and find a bride for him there. (Gen. 24:2-6)

That was a big assignment. Eliezer asked, what if the woman will not come back here with me? Shall I take Isaac there? Abraham replied, Do not take my son there. **THEN ABRAHAM REMEMBERED A PROMISE GOD HAD MADE TO HIM.** He told it to Eliezer saying, The LORD God of heaven, who took me from my father's house and from the land of my family,.....swore to me saying, To your descendants I give this land. **He will send His angel before you,** and you shall take a wife for my son from there. (Gen.24:7) Wow! Did you catch **that promise?** Let's see what happens.

So Eliezer packed up 10 of Abraham's camels- wouldn't that be fun?! and began his journey to Nahor in Mesopotamia where Abraham's family lived.. (Gen.24:10) When he arrived, he made the camels lay down by the well of water, and he prayed to the God of Abraham. Now listen to this prayer and see if a miracle happens. Eliezer prayed:

Now let it be that the young woman to whom I say, Please let down your pitcher that I may drink, and she says, **Drink, and I will also give your camels and drink** – let her be the one You have appointed for Your servant Isaac. And by this I will know that You have shown kindness to my master.



And it happened, **before he had finished speaking, that behold, Rebekah**, who was born to Abraham's brother, came out with her pitcher on her shoulder. Rebekah was very beautiful, and she said, Drink, my lord. Then she quickly let her pitcher down to her hand, and gave him a drink. And when she had finished giving him a drink, she said, **I will draw water for your camels also, until they have finished drinking.** (Gen.24:11-20)

Now that was a miracle! **Before Eliezer even finished praying, the answer to his prayer appeared.** Can you imagine how much water Rebekah had to pull up from the well. Remember how many thirsty camels there were that needed water. Rebekah must have been a hard worker!

God answered Eliezer's prayer very quickly. What would you say about how God does His miracles? Does He do them all quickly? You can talk about this in class. When there are times that you have to wait, as Sarah had to wait, for God to answer your prayers, you can think about and remember how His promises all came to be for Abraham and Sarah, and now Eliezer. You can remember that **God does NOT CHANGE.** Even when we have to wait, we can believe God's Word.



Then Eliezer remembered God's promise to Abraham, and told it to Rebekah's family, saying: The LORD, before whom I walk, will send His angel with you and prosper your way; and you shall take a wife for my son from my family and from my father's house. (Gen. 24:40) Now Eliezer is seeing this promise come true before his eyes! And what else is Eliezer doing? He is telling other people how true God's promises are. How is Eliezer a good example for us?

So, Rebekah said she would go with Eliezer and, and she would marry Isaac. Her family then blessed her saying: Our sister, may you become the mother of thousands of ten thousands; and may your descendants possess the gates of those who hate them. (Gen.24:60) This is AMAZING!! **God would now begin to fulfill another promise He made to Abraham and begin multiply Abraham's family into thousands and 10's of thousands of people.**



Would this happen quickly or would people need to be patient and believe?

Abraham married again and had more children. Abraham, who had walked and talked with God, lived 175 years and then he died. His sons Isaac and Ishmael buried him in the same cave of Machpelah where Sarah was buried. People die, but God always keeps His promises. God's promises are alive!

Let's get in our time machine and go forward in time to Micah the prophet's day. God made a promise to a little town named Bethlehem. Listen to what he told Micah about Bethlehem: But you Bethlehem, in the land of Judah, are not the least among the rulers of Judah; for out of you shall come a Ruler who will shepherd My people Israel. (Micah 5:2) Do you know WHO that Ruler/shepherd would be? It would be Yeshua!!

Hurry, let's get back in the time machine and go to Bethlehem 400 years after God made this promise. What was happening? Well, **God had kept His promise, and Yeshua was born there!! Yeshua was born in the town of Bethlehem just as the prophet Micah was told!**



At the time Yeshua was born, the king in this area was named Herod. One day the sleepy little town on Bethlehem woke up and there was great excitement everywhere. What was happening? Listen can you hear the sound of horses' hooves pounding in the streets? People must have been scurrying out of their houses to see what all the commotion was about. Oh, my! These men on the horses were the wise men who had traveled 100's of miles on horses and camels. Why were they here?



(Matt. 2:2) They told king Herod in Jerusalem that they had come to worship the King of the Jews. They had traveled all these 100's of miles because they had seen His star in the east! So God had signaled to them from the stars He had made!

Now king Herod was worried because he did not want a new king to take his power. He called the chief priest and the scribes together and asked them where the Messiah, the Ruler/shepherd, was to be born. Do you know what they said? They repeated the words that God had promised to Micah over 400 years ago! They said that OUT OF BETHLEHEM WOULD COME THE RULER WHO WILL SHEPHERD MY PEOPLE ISRAEL!! (Mat. 2:6) Did you catch that? 400 years had gone by, but GOD KEEPS HIS PROMISES!

Now Herod is very worried about losing his power. So he secretly meets with the wise men, telling them to go search for the child, and come back and tell him when they found Him. They did go and find the young child who was the Messiah, and they worshiped Him and gave Him gifts. But they were divinely warned in a dream NOT to go back and tell Herod, so they went home a different way. (Mat. 2:8-12)



Herod was so jealous and angry that he wanted to destroy the young child, **but God**, who knows everything, warned Joseph, the young child's earthly father, to **FLEE to Egypt** and remain there until He said to come back. This would be important because king Herod ordered all the boys who were 2 years old and younger to be put to death. Oh, that is terrible. (Matt. 2:13,14)

But do you know that God kept ANOTHER PROMISE when He sent the young child named Yeshua to Egypt? Yes, God told the prophet Hosea 800 years before that He would call His Son out of Egypt! (Hosea 11:1)

Do you think that Hosea even understood what that meant? The important thing is that God knows all things. He knows what will happen in the future, and He tells people His promises – sometimes a LONG TIME before they happen.

In our portion today, we see another promise of God happen! Joseph and Mary did take the young child to Egypt. They left in the dark of the night, so they would not be seen. God knew that they would all be safe in Egypt while Herod was doing all the killing in Bethlehem. (Matt. 2:16-18)



But one day, Herod died. When Herod died, the promise that God made to Hosea came true!! Here is what the Bible says: When he arose, he took the young Child and His mother by night and departed for Egypt, and was there until the death of Herod, that it might **be fulfilled** which was **spoken by the Lord** through the prophet saying, “OUT OF EGYPT I CALLED MY SON.” (Matt. 2:14,15)

Now people understood what God had promised 800 years earlier!

God would tell Joseph and Mary with the young child to go hide in Egypt, so that they would be safe. But He would also call them out of Egypt and back to Israel, when it was safe. Eight hundred years later, God's promise came true!

GOD DOES NOT FORGET! His promises are alive!

We may not always understand what God is doing or how God is going to do something, but we can ALWAYS REMEMBER that His promises will ALWAYS come true, because God's promises are alive, they never change. You can count on God to keep His promises. How does this encourage you? How does this encourage you?



**TORAH (God's Teaching / Law) Genesis 23:12-18 (NIV)**

12 Again Abraham bowed down before the people of the land 13 and he said to Ephron in their hearing, "Listen to me, if you will. I will pay the price of the field. Accept it from me so I can bury my dead there." 14 Ephron answered Abraham, 15 "Listen to me, my lord; the land is worth four hundred shekels of silver, but what is that between you and me? Bury your dead."

16 Abraham agreed to Ephron's terms and weighed out for him the price he had named in the hearing of the Hittites: four hundred shekels of silver, according to the weight current among the merchants.

17 So Ephron's field in Machpelah near Mamre—both the field and the cave in it, and all the trees within the borders of the field—was deeded 18 to Abraham as his property in the presence of all the Hittites who had come to the gate of the city.

1. Abraham wanted to buy what from Ephron? \_\_\_\_\_
2. What was the price for the field? \_\_\_\_\_ shekels of \_\_\_\_\_
3. The property had the field and the \_\_\_\_\_ in it, all the \_\_\_\_\_ within the \_\_\_\_\_ of the field was deeded to \_\_\_\_\_ as his property.



**TORAH (God's Teachings / Law) Genesis 24:3-6 (NIV)**



<sup>3</sup> I want you to swear by the LORD, the God of heaven and the God of earth, that you will not get a wife for my son from the daughters of the Canaanites, among whom I am living,

<sup>4</sup> but will go to my country and my own relative and get a wife for my son Isaac.”

<sup>5</sup> The servant asked him, “What if the woman is unwilling to come back with me to this land? Shall I then take your son back to the country you came from?”

<sup>6</sup> “Make sure that you do not take my son back there,” Abraham said.

1. What was the servant Eliezer, sent to go find for Isaac? (Circle Answer) \_\_\_\_\_
2. Should Isaac go back to the country that Abraham came from? YES or NO



<sup>7</sup> The Lord God of heaven, who took me from my father's house and from the land of my family, and who spoke to me and swore to me, saying, ‘To your descendants I give this land,’ He will send His angel before you, and you shall take a wife for my son from there. <sup>8</sup> And if the woman is not willing to follow you, then you will be released from this oath; only do not take my son back there.”

1. Who took Abraham from his father's house and the land of his family? (Circle Answer)
2. Who did the God give the land of Canaan (Israel) to? \_\_\_\_\_
3. Who will go before Eliezer? \_\_\_\_\_

1. Read Genesis 24:10-21 and Number the pictures in the order they happened.

TORAH (Teachings / Law) Genesis 24:10-21 (NIV)

<sup>10</sup> Then the servant left, taking with him ten of his master's camels loaded with all kinds of good things from his master. He set out for Aram Naharai and made his way to the town of Nahor. <sup>11</sup> He had the camels kneel down near the well outside the town; it was toward evening, the time the women go out to draw water. <sup>12</sup> Then he prayed, "LORD, God of my master Abraham, make me successful today, and show kindness to my master Abraham. <sup>13</sup> See, I am standing beside this spring, and the daughters of the townspeople are coming out to draw water

<sup>14</sup> May it be that when I say to a young woman, 'Please let down your jar that I may have a drink,' and she says, 'Drink, and I'll water your camels too'—let her be the one you have chosen for your servant Isaac. By this I will know that you have shown kindness to my master." <sup>15</sup> Before he had finished praying, Rebekah came out with her jar on her shoulder. She was the daughter of Bethuel son of Milkah, who was the wife of Abraham's brother Nahor.

<sup>16</sup> The woman was very beautiful, a virgin; no man had ever slept with her. She went down to the spring, filled her jar and came up again.

<sup>17</sup> The servant hurried to meet her and said, "Please give me a little water from your jar." <sup>18</sup> "Drink, my lord," she said, and quickly lowered the jar to her hands and gave him a drink. <sup>19</sup> After she had given him a drink, she said, "I'll draw water for your camels too, until they have had enough to drink." <sup>20</sup> So she quickly emptied her jar into the trough, ran back to the well to draw more water, and drew enough for all his camels. <sup>21</sup> Without saying a word, the man watched her closely to learn whether or not the LORD had made his journey successful.



Water for  
me and for  
the camels!

# \_\_\_\_\_



"I will draw water  
for your camels

# \_\_\_\_\_



# \_\_\_\_\_

"10 Thirsty camels."



## TORAH (Teachings / Law) Genesis 24:34-49 (NKJV)

<sup>34</sup> So he said, “I *am* Abraham’s servant. <sup>35</sup> The LORD has blessed my master greatly, and he has become great; and He has given him flocks and herds, silver and gold, male and female servants, and camels and donkeys. <sup>36</sup> And Sarah my master’s wife bore a son to my master when she was old; and to him he has given all that he has. <sup>37</sup> Now my master made me swear, saying, ‘You shall not take a wife for my son from the daughters of the Canaanites, in whose land I dwell; <sup>38</sup> but you shall go to my father’s house and to my family, and take a wife for my son.’ <sup>39</sup> And I said to my master, ‘Perhaps the woman will not follow me.’ <sup>40</sup> But he said to me, ‘The LORD, before whom I walk, will send His angel with you and prosper your way; and you shall take a wife for my son from my family and from my father’s house. <sup>41</sup> You will be clear from this oath when you arrive among my family; for if they will not give *her* to you, then you will be released from my oath.’

<sup>42</sup> “And this day I came to the well and said, ‘O LORD God of my master Abraham, if You will now prosper the way in which I go, <sup>43</sup> behold, I stand by the well of water; and it shall come to pass that when the virgin comes out to draw *water*, and I say to her, “Please give me a little water from your pitcher to drink,” <sup>44</sup> and she says to me, “Drink, and I will draw for your camels also,”—*let her be* the woman whom the LORD has appointed for my master’s son.’

1. How can we share God’s promises with others like Eliezer did?
2. Do you know the promises that God has given to your family?  
Ask your parents or family members.
3. Even though Abraham died, GOD kept his promises to Abraham through who?\_\_\_\_\_





**HAFTARAH (Prophets / Writings) Micah 5:2 (NKJV)**

<sup>2</sup> “But you, Bethlehem Ephrathah,  
Though you are little among the thousands of Judah,  
Yet out of you shall come forth to Me. The One to be Ruler in Israel,  
Whose goings forth are from of old, From everlasting.”



God promised 400 years  
Before Jesus' birth where  
He would be born by the  
Prophet Micah.

**BRIT CHADASHAH (New Testament) Matthew 2:1 (NKJV)**

Now after Jesus (Yeshua) was born in Bethlehem of Judea in  
the days of Herod the King...

**HAFTARAH (Prophet / Writings) Hosea 11:1 (NKJV)**

<sup>11</sup> “When Israel was a child, I loved him,  
And out of Egypt I called My son.



**BRIT CHADASHAH (New Testament) Matthew 2:13-16 (NKJV)**

<sup>13</sup> Now when they had departed, behold, an angel of the Lord appeared to Joseph in a dream, saying, “Arise, take the young Child and His mother, flee to Egypt, and stay there until I bring you word; for Herod will seek the young Child to destroy Him.”

<sup>14</sup> When he arose, he took the young Child and His mother by night and departed for Egypt, <sup>15</sup> and was there until the death of Herod that it might be fulfilled which was spoken by the Lord through the prophet, saying, “Out of Egypt I called My Son.”

1. What was the promise God made in Micah 5:2? (Circle the answer)
2. What was Jesus (Yeshua) born?
3. From where would God call His son? (Circle the answer)
4. Did God keep his promises? Yes or No

**Barook (Blessing) May Yeshua bless you with trust in Him.**

(Teacher note:

You can bless the students at the end of the class with this blessing as a whole group or individually.)

## Games and Activities Teacher Instructions

For each of the lessons one of the games has been suggested to re-enforce the theme of the lesson. We have used the following games in a variety of ways. You can use the game suggested or choose another which fits your students and your time frame.

A list of general games that can be used for any/all lessons is included on pages 255-256.

### Aleph-Bet Game

We divided the Aleph-Bet into groups of 5 letters so students can learn them in sections. This makes it easier to remember and does not overwhelm them. Each game comes with a set of instructions. It is suggested that you start with the first set of 5 letters with lesson 2 of Noah (Noah) and use the next 4 sets with the following lessons.

1. We start by saying the letter and the letter's value. Example: Gimel is 3.
2. Then we say the sound the letter makes. Example: Gimel says "guh" as in "girl".
3. Then say the meaning of the letter is "camel, pride, to lift up".
4. Finally, we trace or write the letter.
5. As an option you can cut the page into the designated rectangles and then scramble and have the children put them in the right order.
6. For advanced scramble, cut the rectangle in half, separating the letter, value and meaning from the writing letter. Scramble all the pieces and have the students assembly in correct order.

You can use these lessons more than once and we have found that the students learn them quickly. This seems to be a "favorite" for the students and can be used as a writing page or cut up and used as an activity scramble game. Directions for the scramble game are provided at the top of the Aleph-Bet Hebrew Letter Practice page 97.

### RING TOSS (OR BALL IN THE BUCKET)

\*\*\*\*For this game you will need any of the following materials:

Plastic rings to toss around bottles or pegs or cones.

If you can't find plastic rings, you could use light-weight foam balls and throw them in a bucket or a box. Compile a list of questions from the lesson.

1. Choose teams
2. Kids take turns tossing the ring or the ball. If the toss is successful, they get to answer a question. Younger children should stand closer to the target.
3. The first team to answer 5 questions correctly wins. (Keep track of correct answer by marking lines on the board or on large paper.)

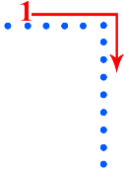
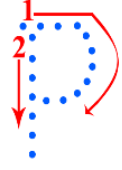
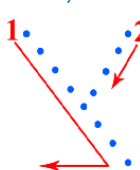
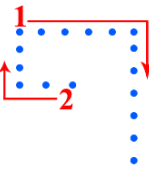
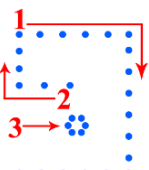
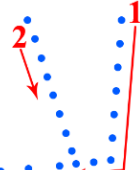
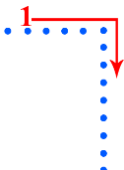
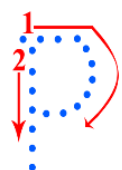
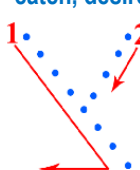
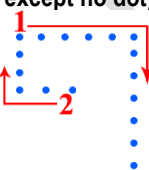
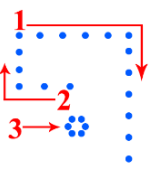
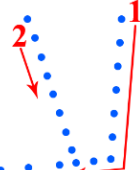
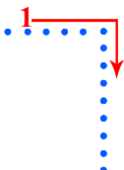
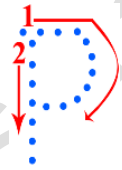
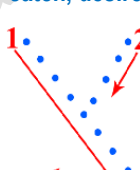
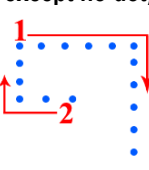
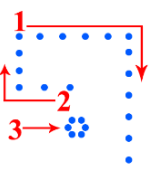
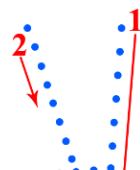
## Aleph-Bet Hebrew Letter Practice

### Letters 16 through 20 (Say, Trace and Write)

- Say the name of each letter, say the value of the letter, say the sound the letter makes, say the meaning of the letter and trace the letter three times.
- Say the name of each letter, say value of letter and write letter.
- As an option, you can cut the page into the designated rectangles and then scramble and have the children put them in the right order.

**Hebrew is read and written from right to left.** ←

**START HERE!**

|   |  |   |   |  |  |
|---|--|---|---|--|--|
| <b>Reysh = 200</b><br>R as in rain<br>head, a person,<br>The head, highest<br>   | <b>Koof = 100</b><br>Q as in queen<br>back of the head,<br>behind, the last,<br>the least<br>   | <b>Tsadee = 90</b><br>Ts as in nuts<br>fishhook,<br>catch, desire,<br>   | <b>Fey</b><br>Ph as in phone<br>(exactly like Pey except no dot)<br>   | <b>Pey = 80</b><br>P as in park<br>mouth, speak,<br>a word, to open<br>   | <b>Ayin = 70</b><br>Silent<br>eye, see, know,<br>experience<br>   |
| <b>Reysh = 200</b><br>R as in rain<br>head, a person,<br>The head, highest<br>  | <b>Koof = 100</b><br>Q as in queen<br>back of the head,<br>behind, the last,<br>the least<br>  | <b>Tsadee = 90</b><br>Ts as in nuts<br>fishhook,<br>catch, desire,<br>  | <b>Fey</b><br>Ph as in phone<br>(exactly like Pey except no dot)<br>  | <b>Pey = 80</b><br>P as in park<br>mouth, speak,<br>a word, to open<br>  | <b>Ayin = 70</b><br>Silent<br>eye, see, know,<br>experience<br>  |
| <b>Reysh = 200</b><br>R as in rain<br>head, a person,<br>The head, highest<br> | <b>Koof = 100</b><br>Q as in queen<br>back of the head,<br>behind, the last,<br>the least<br> | <b>Tsadee = 90</b><br>Ts as in nuts<br>fishhook,<br>catch, desire,<br> | <b>Fey</b><br>Ph as in phone<br>(exactly like Pey except no dot)<br> | <b>Pey = 80</b><br>P as in park<br>mouth, speak,<br>a word, to open<br> | <b>Ayin = 70</b><br>Silent<br>eye, see, know,<br>experience<br> |
| <b>Reysh - 200</b>  | <b>Koof - 100</b>  | <b>Tsadee - 90</b>  | <b>Fey</b>  | <b>Pey - 80</b>  | <b>Ayin - 70</b>   |

El Shaddai Ministries