

Teacher's Lesson Flow: And appeared (Vayera) וַיֵּרָא

Genesis 18:1-22:24 - II Kings 4:1-37 – Luke 2:1-3:8, Matthew 8-10

Life Verse: Genesis 18:14 (NKJV)

¹⁴Is anything too hard for the LORD (YHVH)?

At the appointed time I will return to you, according to the time of life,
and Sarah shall have a son."

5.

Reinforcing the WORD to Build "Banah" lives

- Prayer and Praise Words to Thank YHVH God.
- Read aloud Life Verse: Genesis 18:14
- Read aloud Hebrew letters and vocabulary.
- Nothing is impossible with God
- What do you believe God can and will do?
- If we believe God we have faith.
- If we have faith we act on the promises.

4.

New Testament
"B'rit Chadashah"

- Promise of God, Angel visited Mary
- Luke 1:28-33, 35, 37
- Angels give glory for the promise fulfilled
- Luke 2:7, 10, 13, 14
- Centurion's faith brings healing
- Matthew 8:5-13
- Game or Activity

**Having Faith
and Believing
God Keeps HIS
Promises!**

Start Here

1.

PRAISE "Hallel"

- Prayer and Praise to the Lord including Fruit of the Spirit and Hebrew Praise Word.
- Life Verse Practice
- Hebrew Writing Practice
- Read Story

3.

Prophets/Writings "Haftarah"

**Better to obey than sacrifice
- 1 Sam 15:22
Promise to the Shunammite woman
- 2 Kings 4:16-17
Story of her faith for the life of her son
- 2 Kings 4:20-37**

Children's work pages begin here!

2.

God's Teachings/Law – "Torah"

- Lord's visitation - Genesis 18:1-8
- Promise of a son - Genesis 18:13-14
- Sarah laughed - Gen 18:15
- Ishmael - Genesis 16:15
- Better to obey - Gen 16:7-9

Teacher's Special Instructions

We start with a lesson on the Hebrew language. We will both write and speak Hebrew.

We do this for two reasons:

- 1) All students are at the same level in learning a new language, and they enjoy it.
- 2) It gives the students a chance to learn biblical truths embedded in the original language of the Hebrew Scriptures (Old Testament). Start by pointing out they are used to reading from left to right, but Hebrew reads from right to left. They also will need to write Hebrew from right to left.

Materials:

- a. White board, black board or large easel and paper
- b. Markers
- c. Handouts or writing paper for the students
- d. Pens or pencils for the students

Vayera (and appeared)

Avraham (Abraham)

Preparation:

- a. Choose 2 or 3 Hebrew words from the Hebrew writing page(s). On the board, write the words in English and in the transliterated form given in the left column of the Hebrew writing page(s).
- b. Leave space to write the word in Hebrew.
- c. Explain that the letters they see on the page are written in book print like they might see on a sign, or that they would print themselves.
- d. The words used on their Hebrew writing pages are all words that are related to each individual lesson. Generally, a Hebrew word is chosen from the lesson and emphasized each week, both to teach character and increase understanding of the concepts being taught. New words will be in the box on the upper right of this page.



Israeli street sign

We also teach various names of the Triune God in Hebrew.

Procedure:

- a. Demonstrate the writing procedure of two or three of Hebrew words on the board. Have the students follow your directions on their work pages. Be sure to point out the special features of each letter.
- b. Then have the students try a few words on their own, or complete the rest of the page. The ability to finish the whole exercise will depend on how much time you have. (2 to 5 minutes' time is needed to finish the page.)

Games/Activities: Normally games are played after children's work pages are complete.

See: Aleph-Bet Hebrew Letter Practice: Letters 11 through 15 (Say, Trace and Write) on page 80.

Prayer and Praise Words


(Thank you ...Bless you...)

JOY: Thank you, Lord for the **JOY of the Holy Spirit that bubbles up** inside and springs into **praise for all the wonderful blessings** that come from **YOU!**

1. Let's thank God for one thing He has blessed you with this week.

Write your thank you here:

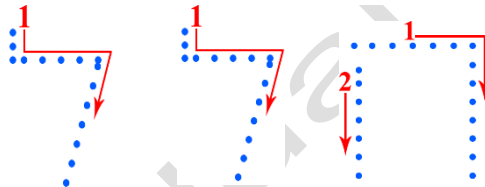
PRAISE is a way to THANK GOD for HIS Goodness to us and others.



Lamed

Lamed

Hey



Praise word: Hallel

SHOW JOY, AND CELEBRATE. Hallel is a primary Hebrew root word for praise. Our word “hallelujah” comes from this root word. It means “to be clear, to shine, to boast, to show, to rave, and celebrate.” The Hebrew letters in the Hebrew word “Praise” (Hallel) mean Behold, the tongue, the tongue is created to Praise!



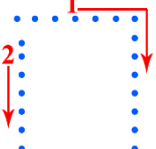

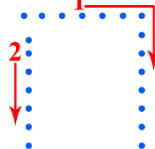

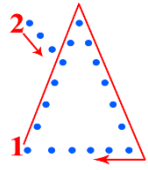

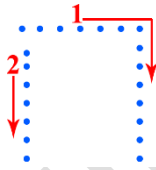
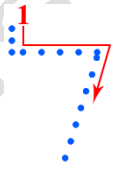
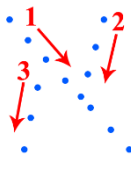
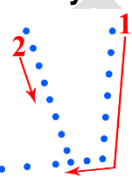

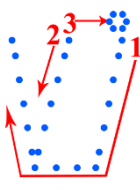

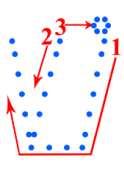


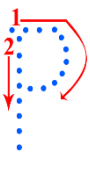
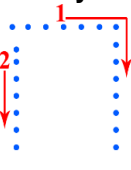



Psalm 113:1-3 (NKJV)

- ¹ Praise the LORD. Praise the LORD, you his servants; praise the name of the LORD.**
- ² Let the name of the LORD be praised, both now and forevermore.**
- ³ From the rising of the sun to the place where it sets, the name of the LORD is to be praised.**

Life Verse: Genesis 18:14 (NKJV) (Say, Sing or Game Practice)

¹⁴ Is anything too hard for the LORD (YHVH)?

At the appointed time I will return to you, according to the time of life, and Sarah shall have a son.”

Hebrew/English	 Write and read Hebrew from right to left  Start here
Adonai, (LORD / YHVH The Name, The Merciful One)	<div style="display: flex; justify-content: space-around; align-items: flex-start;"> <div style="text-align: center;"> Hey  </div> <div style="text-align: center;"> Vav  </div> <div style="text-align: center;"> Hey  </div> <div style="text-align: center;"> Yood  </div> </div>
Practice Writing	
ELOHIM (Aloheem) (Creator God)	<div style="display: flex; justify-content: space-around; align-items: flex-start;"> <div style="text-align: center;"> Mem  </div> <div style="text-align: center;"> Yood  </div> <div style="text-align: center;"> Hey  </div> <div style="text-align: center;"> Lamed  </div> <div style="text-align: center;"> Aleph  </div> </div>
Practice Writing	
Yeshua (Salvation, Jesus) (Son of God)	<div style="display: flex; justify-content: space-around; align-items: flex-start;"> <div style="text-align: center;"> Ayin  </div> <div style="text-align: center;"> Vav  </div> <div style="text-align: center;"> Sheen  </div> <div style="text-align: center;"> Yood  </div> </div>
Practice Writing	
Ruahk Hakodesh (Holy Spirit of God)	<div style="display: flex; justify-content: space-around; align-items: flex-start;"> <div style="text-align: center;"> Sheen  </div> <div style="text-align: center;"> Dalet  </div> <div style="text-align: center;"> Vav  </div> <div style="text-align: center;"> Qoof  </div> <div style="text-align: center;"> Hey  </div> <div style="text-align: center;"> Chet  </div> <div style="text-align: center;"> Vav  </div> <div style="text-align: center;"> Reysh  </div> </div>
Practice Writing	



GOD
 is
LOVE

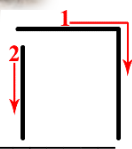
Hebrew /English	Write and read Hebrew from right to left Start here
Vayera (and appeared)	<div style="display: flex; justify-content: space-around; align-items: flex-start;"> <div style="text-align: center;"> Aleph </div> <div style="text-align: center;"> Reysh </div> <div style="text-align: center;"> Yood </div> <div style="text-align: center;"> Vav </div> </div>
Practice Writing	
A-hav (Love)	<div style="display: flex; justify-content: space-around; align-items: flex-start;"> <div style="text-align: center;"> Veit </div> <div style="text-align: center;"> Hey </div> <div style="text-align: center;"> Aleph </div> </div>
Practice Writing	
Chen (Favor/ Grace)	<div style="display: flex; justify-content: space-around; align-items: flex-start;"> <div style="text-align: center;"> Final Noon </div> <div style="text-align: center;"> Chet </div> </div>
Practice Writing	

And appeared (Vayera) וַיֵּרָא

Gen. 18:1-22:24 ~2 Kings 4:1-37 ~ Luke 2:1-3:8 ~ Matthew 8-10



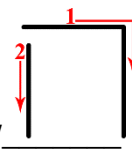
Has something **so exciting** ever happened to you that you just had **to run** and tell your mom or your friend? Maybe you felt like Abraham felt on the day that **the LORD- (Yood, Hey, Vav, Hey) appeared to him!** (Gen. 18:1)



Vav



Hey



Yood



(LORD in Hebrew is Hey Vav Hey Yood)

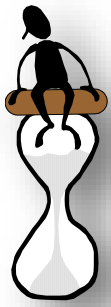
Talk about exciting – Abraham RAN to the tent door to meet the three men that had come to see him. He bowed himself the ground. (Gen.18:2) Abraham wanted his visitors to feel welcome, so he hurried to tell Sarah his wife to make some fresh bread. Then he ran to get a tender calf so he could cook some delicious meat. (Gen.18:6-8) Abraham was **really excited!** The LORD was at his house! Did you know that **you can meet with the LORD** every day? Yes, you can read His Word and talk with the LORD. His Spirit will be there to teach you and listen to you and even talk to you. Just think about how exciting that is! How do you make the LORD feel welcome at your house?

As the men ate with Abraham, **Sarah was listening** to what they were saying. And **the LORD said that Sarah was going to have a baby boy!** (Gen18:14) When Sarah heard this, **she laughed in her heart.** Why did she laugh at this promise? Because she knew that she was WAY TOO OLD to have a baby. She was old enough to be a great grandma!! Great grandmas can't have babies. (Gen. 18:13)

Now the LORD heard the laugh inside of Sarah's heart, and He wanted for Sarah and Abraham to think about **WHO** was making this promise. Even though it is true that great grandmas can't have babies, the LORD asked Abraham a **BIG** question. He said **"Is anything too hard for the LORD?"** Do you know the answer to that question? **NOTHING** is too hard for the LORD! He wanted Sarah and Abraham to think about that.

When do WE need to think about that? Well, when something looks impossible, or maybe when it seems like everything is going wrong – then we can remember the big question: **Is anything too hard for the LORD? NO!!**





But God doesn't always do things **when** we think He is going to. Sarah thought she had waited long enough, and she was not pregnant, so she had an idea. In Sarah's time, there were women who would help other women by having a baby for them. Sarah thought Abram should have a baby through one of these "helper" women named Hagar. Sarah told Abram her idea and he agreed. And Hagar, Sarah's helper had Abram's son whose name was Ishmael. (Gen.6:15) Abraham was 86 years old when Ishmael was born.

You know what can happen when somebody you are close to gets something you really want? Sometimes that can cause PRIDE OR JEALOUSY. Well, when Hagar got pregnant, she and Sarah were not friends any more. Sarah told her to leave, and Hagar fled into the desert. (Gen. 16:6) Hagar was sitting in the desert by a spring of water, and guess who found her? The Angel of the LORD found her and told her to go back and obey Sarah, her mistress! The Bible says that 'To obey is better than to sacrifice!' (1 Samuel 15:22) Do you think it would be easy for Hagar to go back and obey Sarah? Is it ever difficult for you to obey? Yes. Let these words help you too – It is better to obey than to sacrifice!



Sarah **kept waiting** for the Lord's promise to come true. After **14 years of waiting**, she had a visit from the LORD – **as He had promised. And even though Sarah was 90** years old – old enough to be a great, great grandma, and way too old to have a baby, Sarah got pregnant and had a baby boy **named ISAAC**. Isaac was the child that the **LORD had promised to give to** Sarah and Abraham. ISAAC means **LAUGHTER!** Remember how Sarah laughed when the LORD said she would have a child? **This time** when she laughed, it was from **great joy!** Why? God had done a great miracle for her. Only God could have caused this child to be born. What can we remember from this? God always keeps his promises. We can TRUST WHAT GOD SAYS.

The prophet Elisha went to Shunem where a notable woman lived who made sure he had food to eat. This woman knew that Elisha came by often, so she persuaded her husband to build a room with a bed, a table and a lampstand. When he came to Shunam, he would have a place to stay. Her kindness caused Elisha to ask the woman, What can I do for you? She didn't want anything, but Elisha's helper, Gehazi, said, Her husband is old and she has no son!

So Elisha said, This time next year you will have a son, and sure enough, she did have a baby boy within a year!

(2 Kings 4:8-17)

The child grew and one day he was out in the field with his father when suddenly he got very sick. He father took him home, but he did not get better. He died while his mom was holding him. Do you think this woman gave up at this time? Oh, no! She got on a donkey and rode as fast as she could go to Elisha. When Elisha saw her, he asked, Is it well with the child? She answered saying, It is well! Why do you think she said that? Her son had died! Do you think she knew that nothing was too hard for God? (2 Kings 4:18-26)

Elisha went to her home with her where the boy lay dead, and went into action! He prayed and then he laid himself right on the boy's body – mouth to mouth, eye to eye and hand to hand! And warmth began to come into the boy's body. Elisha got up, walked around the house a few times, returned and again stretched himself on the boy's body.

This time, the child sneezed 7 times and opened his eyes. He had come back to life!! God had done a miracle again. (2 Kings 4:32-36)

Just as God promised Sarah a son, He also promised another very special Son – His very own Son.

Listen to how God's son was born and find the miracle.

There was a young woman who was not yet married, but she was engaged. Her name was Mary. One day she had a surprise visitor- an **angel named Gabriel**. Gabriel said some **amazing** things to Mary, he said "...you will conceive in your womb and **bring forth a**

Son, and shall call **His name YESHUA!**" He will be great, and will be called the **Son of the Highest**; and the Lord God will **give Him the throne** of His father David. And **He will reign** over the house of Jacob **forever**, and of **His kingdom** there will be **no end**.(LUKE 1:31-33) WOW! Did you catch all those promises??



But Mary had a question. She said: **How** can this be since I have never been with a man? She did not understand that God was going to do a miracle, and Gabriel told her how she would become pregnant. Gabriel said: The Holy Spirit will come upon you, and power of the Highest will overshadow you; also, that Holy One who is to be born will be called the SON OF GOD. (Luke 1:35)

When we remember what



God

Has done

We believe

what He says He will do.



Remember how the LORD asked Sarah and Abraham:
Is anything too hard for the LORD?

Now listen to what Mary said when she learned that she would give birth to God's Son: she said

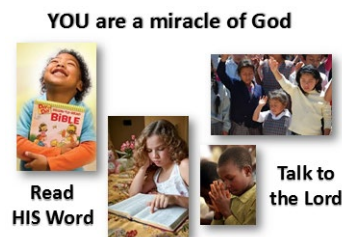
"For with God NOTHING will be impossible." (Lk. 1:37)

Do you think Mary could have been thinking about the miracle God had done for Sarah? When we remember what God **has done**, we believe what He says HE **will do**.

Did God's Son come into the world as a miracle baby? Here is what happened: While Joseph and Mary were in Bethlehem, Mary brought forth her firstborn son! And an angel said, "For there is born to you this day in the city of David a Savior who is Christ the Lord.....And suddenly there was with the angel a multitude of the heavenly host praising God and saying Glory to God in the highest, and on earth peace, goodwill toward men. (Lk.2:7,10,13,14)

Today we have seen how Isaac was a miracle child and the Son of God was a miracle, and they came into the world in very special ways. And do you know that every child that is born is a miracle of God? Did you know that YOU are a miracle of God? He created you with a special plan that only you can do. When you spend time with him, read the Bible and talk to God and obey Him, He will show you the special works He has created **for you** to do.

It is amazing to serve a God of miracles! Remember: With God, NOTHING will be impossible!



TORAH (God's Teachings/Laws) Genesis 18:2-8 (NIV)

1 The LORD appeared to Abraham near the great trees of Mamre while he was sitting at the entrance to his tent in the heat of the day.

2 Abraham looked up and saw three men standing nearby.

When he saw them, he hurried from the entrance of his tent to

meet them and bowed low to the ground. **3** He said, "If I have found favor in your eyes, my lord, do not pass your servant by. **4** Let a little water be brought, and then you may all wash your feet and rest under this tree.

5 Let me get you something to eat, so you can be refreshed and then go on your way—now that you have come to your servant."

"Very well," they answered, "Do as you say." **6** So Abraham hurried into the tent to Sarah. "Quick," he said, "Get three seahs of the finest flour; knead it and bake some bread." **7** Then he ran to the herd and selected a choice, tender calf and gave it to a servant, who hurried to prepare it. **8** He then brought some curds and milk and the calf that had been prepared, and set these before them. While they ate, he stood near them under a tree.



The LORD
(Yod, Hey, Vav, Hey)

יְהוָה

Appeared to him!

He ran
to meet
the visitors.

1. Who appeared to Abraham? (Circle answer)
2. What did Abraham give them to eat? (Circle answers)



Genesis 18:13-14 (NIV) **13** Then the LORD(YHVH) said to Abraham, "Why did Sarah laugh and say, 'Will I really have a child, now that I am old?' **14** Is anything too hard for the LORD (YHVH)? I will return to you at the appointed time next year, and Sarah will have a son."

3. Why did Sarah laugh? _____

4. What did the LORD promise Sarah would have by next year? _____

5. Is anything too hard for the LORD (YHVH)? Yes or No

TORAH (God's Teachings/Laws) Genesis 16:15-16 (NIV)

¹⁵ So Hagar bore Abram a son, and Abram gave the name Ishmael to the son she had borne. ¹⁶ Abram was eighty-six years old when Hagar bore him Ishmael.



1. Circle the name of the child Hagar bore to Abram.
2. How old was Abram when Ishmael was born? _____
3. Do you notice a change in Abraham's and Sarah's names from chapter 16 to chapter 18?
YES or NO
4. What Hebrew letter did God add to each of their names? _____
5. What Hebrew letter was dropped from Sarah's name? _____

Hebrew /English	Write and read Hebrew from right to left Start here
Avram (great father, Abram)	<div style="display: flex; justify-content: space-around; align-items: flex-start;"> <div>Final Mem </div> <div>Reysh </div> <div>Vet </div> <div>Aleph </div> </div>
Avraham (God the great father, Abraham, father of nations)	<div style="display: flex; justify-content: space-around; align-items: flex-start;"> <div>Final Mem </div> <div>Hey </div> <div>Reysh </div> <div>Vet </div> <div>Aleph </div> </div>
Sarai (princess)	<div style="display: flex; justify-content: space-around; align-items: flex-start;"> <div>Yood </div> <div>Reysh </div> <div>Seen </div> </div>
Sarah (princess of God, mother of nations)	<div style="display: flex; justify-content: space-around; align-items: flex-start;"> <div>Hey </div> <div>Reysh </div> <div>Seen </div> </div>

God's Teachings/Laws (TORAH) Genesis 16:7-9 (NIV)

To obey is better
than sacrifice!
1 Samuel 15:22

⁷ The angel of the LORD found Hagar near a spring in the desert;

it was the spring that is beside the road to Shur. ⁸ And he said,

“Hagar, slave of Sarai, where have you come from, and where are you going?”

“I’m running away from my mistress Sarai,” she answered.

⁹ Then the angel of the LORD told her, “Go back to your mistress and submit to her.”

6. Where did the angel of the Lord find Hagar? Near a spring in the _____
7. Who was Hagar running away from? _____
8. Circle what the angel of the Lord told her to do?
9. 1 Samuel says “To _____ is better than sacrifice!”
10. Circle obey in 1 Samuel 15:22.
11. How have you found that “to obey” is better than the consequences of disobedience?

HAFTTARAH (Prophets/writings) 1 Samuel 15:22 (ESV)

²² And Samuel said, “Has the LORD as great delight in burnt offerings and sacrifices, as in obeying the voice of the LORD?

Behold, to obey is better than sacrifice, and to listen than the fat of rams.

God's Teachings/Laws (TORAH): Genesis 18:13-14 (NIV)

¹³ Then the LORD said to Abraham, "Why did Sarah laugh and say, 'Will I really have a child, now that I am old?'" ¹⁴ Is anything too hard for the LORD? I will return to you at the appointed time next year, and Sarah will have a son."

Isaac means laughter



Find these answers:


says, trust, too old, laughter, promises

1. What does God always keep? His P _____
2. What does Isaac mean? _____
3. Why did Sarah laugh? _____
4. We can't _____ what GOD s _____

5. What is hard for you to do?

6. Is anything too hard for the LORD? _____

7. What can you do to get the help of the Holy Spirit/The Lord?



HAFTTARAH (Prophets/writings) 2 Kings 4:20, 27-28 (NIV)

²⁰ After the servant had lifted him up and carried him to his mother, the boy sat on her lap until noon, and then he died.

²⁷ When she reached the man of God at the mountain, she took hold of his feet. Gehazi came over to push her away, but the man of God said, "Leave her alone! She is in bitter distress, but the LORD has hidden it from me and has not told me why." ²⁸ "Did I ask you for a son, my lord?" she said. "Didn't I tell you, 'Don't raise my hopes'?"



1. What was the problem of the Shunammite woman? (Circle Answer)

HAFTTARAH (Prophets/writings) 2 Kings 4:32-37 (NIV)

³² When Elisha reached the house, there was the boy lying dead on his couch. ³³ He went in, shut the door on the two of them and prayed to the **LORD (YHVH)**. ³⁴ Then he got on the bed and lay on the boy, mouth to mouth, eyes to eyes, hands to hands. As he stretched himself out on him, the boy's body grew warm. ³⁵ Elisha turned away and walked back and forth in the room and then got on the bed and stretched out on him once more. The boy sneezed seven times and opened his eyes. ³⁶ Elisha summoned Gehazi and said, "Call the Shunammite." And he did. When she came, he said, "Take your son."

³⁷ She came in, fell at his feet and bowed to the ground. Then she took her son and went out.



1. After Elisha reached the house and shut the door what did he do first?
(Circle Answer)
2. The boy sneezed how many times? _____
3. Did the Shunammite woman believe God could do a miracle? Yes or No

BRIT CHADASHAH (New Testament): Luke 1:28-33 (NIV)

²⁸ The angel went to her and said, “Greetings, you who are highly favored! The Lord is with you.”

²⁹ Mary was greatly troubled at his words and wondered what kind of greeting this might be.

³⁰ But the angel said to her, “Do not be afraid, Mary; you have found favor with God. ³¹ You will conceive and give birth to a son, and you are to call him Jesus. ³² He (Jesus/ Yeshua) will be great and will be called the Son of the Most High. The Lord God will give him the throne of his father David, ³³ and he will reign over Jacob’s descendants forever; his kingdom will never end.”



Luke 1:37 (NIV)

³⁷ For no word from God will ever fail.”

1. The angel said to Mary “Do not be _____, Mary; you have found _____ with _____.
2. He (Jesus/ Yeshua) will be _____ and will be called the _____ of the _____.
3. Circle what the angel says the Lord God will give Jesus.
4. What from God will never fail? _____

**SON
OF GOD**
THE MIRACLE



BRIT CHADASHAH (New Testament): Luke 2:7 (NIV)

⁷ And she gave birth to her firstborn, a son. She wrapped him in cloths and placed him in a manger, because there was no guest room available for them.

5. Mary gave birth to her firstborn. Did God keep HIS promise to her? Yes or No?

BRIT CHADASHAH (New Testament): Luke 2:13-14 (NIV)

¹³ Suddenly a great company of the heavenly host appeared with the angel, praising God and saying,

¹⁴ “Glory to God in the highest heaven, and on earth peace to those on whom his favor rests.”

1. Circle what the angel and heavenly host said in Luke 2:13-14?

BRIT CHADASHAH (New Testament): Matthew 8:5-13 (NIV)

⁵ When Jesus had entered Capernaum, a centurion came to him, asking for help. ⁶ “Lord,” he said, “my servant lies at home paralyzed, suffering terribly.” ⁷ Jesus said to him, “Shall I come and heal him?” ⁸ The centurion replied, “Lord, I do not deserve to have you come under my roof. But just say the word, and my servant will be healed. ⁹ For I myself am a man under authority, with soldiers under me. I tell this one, ‘Go,’ and he goes; and that one, ‘Come,’ and he comes. I say to my servant, ‘Do this,’ and he does it.” ¹⁰ When Jesus heard this, he was amazed and said to those following him, “Truly I tell you, I have not found anyone in Israel with such great faith. ¹¹ I say to you that many will come from the east and the west, and will take their places at the feast with Abraham, Isaac and Jacob in the kingdom of heaven. ¹² But the subjects of the kingdom will be thrown outside, into the darkness, where there will be weeping and gnashing of teeth.” ¹³ Then Jesus said to the centurion, “Go! Let it be done just as you believed it would.” And his servant was healed at that moment.

NOTHING is impossible with God! Luke 1:37

1. Underline what the centurion wanted Jesus to do.
2. Circle what Jesus says about the centurion.
3. What is impossible with God according to Luke 1:37?

Barook (Blessing): May Adonai bless you in knowing that nothing is too hard for Him.

(Teacher note:

You can bless the students at the end of the class with this blessing as a whole group or individually.)

Games and Activities Teacher Instructions

For each of the lessons one of the games has been suggested to re-enforce the theme of the lesson. We have used the following games in a variety of ways. You can use the game suggested or choose another which fits your students and your time frame.

A list of general games that can be used for any/all lessons is included on pages 255-256.

Aleph-Bet Game

We divided the Aleph-Bet into groups of 5 letters so students can learn them in sections. This makes it easier to remember and does not overwhelm them. Each game comes with a set of instructions. It is suggested that you start with the first set of 5 letters with lesson 2 of Noah (Noach) and use the next 4 sets with the following lessons.

1. We start by saying the letter and the letter's value. Example: Gimel is 3.
2. Then we say the sound the letter makes. Example: Gimel says "guh" as in "girl".
3. Then say the meaning of the letter is "camel, pride, to lift up".
4. Finally, we trace or write the letter.
5. As an option you can cut the page into the designated rectangles and then scramble and have the children put them in the right order.
6. For advanced scramble, cut the rectangle in half, separating the letter, value and meaning from the writing letter. Scramble all the pieces and have the students assembly in correct order.

You can use these lessons more than once and we have found that the students learn them quickly. This seems to be a "favorite" for the students and can be used as a writing page or cut up and used as an activity scramble game. Directions for the scramble game are provided at the top of the Aleph-Bet Hebrew Letter Practice page 80.

RING TOSS (OR BALL IN THE BUCKET)

****For this game you will need any of the following materials:

Plastic rings to toss around bottles or pegs or cones.

If you can't find plastic rings, you could use light-weight foam balls and throw them in a bucket or a box. Compile a list of questions from the lesson.

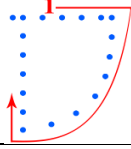

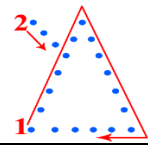
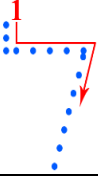
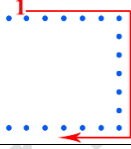
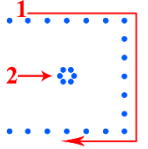
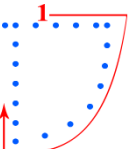

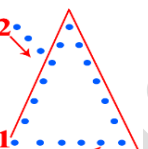
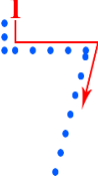

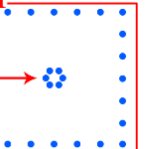
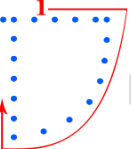

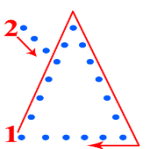
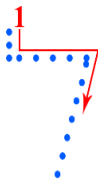

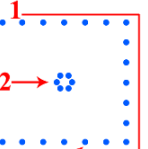
1. Choose teams
2. Kids take turns tossing the ring or the ball. If the toss is successful, they get to answer a question. Younger children should stand closer to the target.
3. The first team to answer 5 questions correctly wins. (Keep track of correct answer by marking lines on the board or on large paper.)

Aleph-Bet Hebrew Letter Practice

Letters 11 through 15 (Say, Trace and Write)

- Say the name of each letter, say the value of the letter, say the sound the letter makes, say the meaning of the letter and trace the letter three times.
- Say the name of each letter, say value of letter and write letter.
- As an option, you can cut the page into the designated rectangles and then scramble and have the children put them in the right order.

Hebrew is read and written from right to left.  **START HERE!**

<p>Samech = 60 S as in son prop, support,</p> 	<p>Noon = 50 N as in now fish, activity,</p> 	<p>Mem = 40 M as in mom water, liquid, massive,</p> 	<p>Lamed = 30 l as in look shepherd hook, control, authority</p> 	<p>Khaf (exactly like Kaf except no dot)</p> 	<p>Kahf = 20 K as in kite Palm open hand, cover, open</p> 
<p>Samech = 60 S as in son prop, support,</p> 	<p>Noon = 50 N as in now fish, activity,</p> 	<p>Mem = 40 M as in mom water, liquid, massive,</p> 	<p>Lamed = 30 l as in look shepherd hook, control, authoritv</p> 	<p>Khaf (exactly like Kaf except no dot)</p> 	<p>Kahf = 20 K as in kite Palm open hand, cover, open</p> 
<p>Samech = 60 S as in son prop, support,</p> 	<p>Noon = 50 N as in now fish, activity,</p> 	<p>Mem = 40 M as in mom water, liquid, massive,</p> 	<p>Lamed = 30 l as in look shepherd hook, control, authority</p> 	<p>Khaf (exactly like Kaf except no dot)</p> 	<p>Kahf = 20 K as in kite Palm open hand, cover, open</p> 
Samech - 60	Noon - 50	Mem - 40	Lamed - 30	Khaf	Kahf - 20