

Teacher's Lesson Flow: 8th (Shemini) שמני

Leviticus 9:1-11:47 ~ 2 Samuel 6:1-7:17 ~ Luke 7 ~ Hebrews 12:29

Life Verse Practice: John 3:16 (NKJV) For God so loved the world that He gave His only begotten Son, that whoever believes in Him should not perish but have everlasting life.

Life Verse Practice: John 17:21-22 (NKJV)

...that they all may be one, as You, Father, are in Me (Yeshua/Jesus), and I in You; that they also may be one in Us, that the world may believe that You (Father) sent Me (Yeshua/Jesus).

5.

Reinforcing the WORD to Build "Banah" lives

- Prayer and Praise Words to Thank YHVH God.
- Review Life Verse: John 17:21-22
- Review Hebrew letters and vocabulary.
- Do you Hear and Obey?
- How do you prepare for God's glory in your life?
(Accept Yeshua's Word? Praise the Lord? Prayer - Talk with Him?)
- How will you practice unity with other believers this week?

4.

New Testament "B'rit Chadashah"

- God's love for us through His Son -John 3:16
- God is a consuming fire -Hebrews 12:29
- Unity is important to God -Acts 2:1-3; John 17:21-22

Patterns Of Hearing and Obeying God and Unity

1.

Start Here

PRAISE "Hallel"

- Practice Prayer and Praise Words to the Lord
Including the Fruit of the Spirit Definition and Hebrew Praise Word.
- Life Verse Practice
- Hebrew Writing Practice
- Read Story

3.

Prophets/Writings "Haftarah"

- Bringing in the ark the wrong way
- 2 Samuel 6:1-4-7
- Bringing in the ark the right way to Jerusalem 2 Samuel 6:13-15

Children's work pages begin here!

2.

God's Teachings / "Torah"

- Preparing for the LORD - Leviticus 9:5-21
- The Glory of the LORD - Leviticus 9:21-24
- Nadab and Abinu - Leviticus 10:1-2

Teacher's Special Instructions

We start with a lesson on the Hebrew language. We will both write and speak Hebrew.

We do this for two reasons:

- 1) All students are at the same level in learning a new language, and they enjoy it.
- 2) It gives the students a chance to learn biblical truths embedded in the original language of the Hebrew Scriptures (Old Testament). Start by pointing out they are used to reading from left to right, but Hebrew reads from right to left. They also will need to write Hebrew from right to left.

New Hebrew words transliterated

Shemini (Eight)

Eash (Fire)

A ashrei (Blessed)

Eechaad (One)

Materials and Vocabulary:

- a. White board, black board or large easel and paper
- b. Markers
- c. Handouts or writing paper for the students
- d. Pens or pencils for the students
- e. The words used on their Hebrew writing pages are all words that are related to each individual lesson. Generally, a Hebrew word is chosen from the lesson and emphasized each week, both to teach character and increase understanding of the concepts being taught. New words will be in the box on the upper right of this page. Various names of God will also be taught in Hebrew.

Preparation:

- a. Choose 2 or 3 Hebrew words from the Hebrew writing page(s). On the board, write the words in English and in the transliterated form given in the left column of the Hebrew writing page(s).
- b. Leave space to write the word in Hebrew.
- c. Explain that the letters they see on the page are written in book print like they might see on a sign, or that they would print themselves.

Procedure:

- a. Demonstrate the writing procedure of two or three Hebrew words on the board. Have the students follow your directions on their work pages. Be sure to point out the special features of each letter.
- b. Then have the students try a few words on their own, or complete the rest of the page. The ability to finish the whole exercise will depend on how much time you have. (2 to 5 minutes time is needed to finish the page.)

Israeli street sign



Games/Activities: Normally games are played after children's work pages are complete.

Pentecost is the last day of counting the omer. You will find the activity and teacher directions at the end of this volume.

Prayer and Praise Words

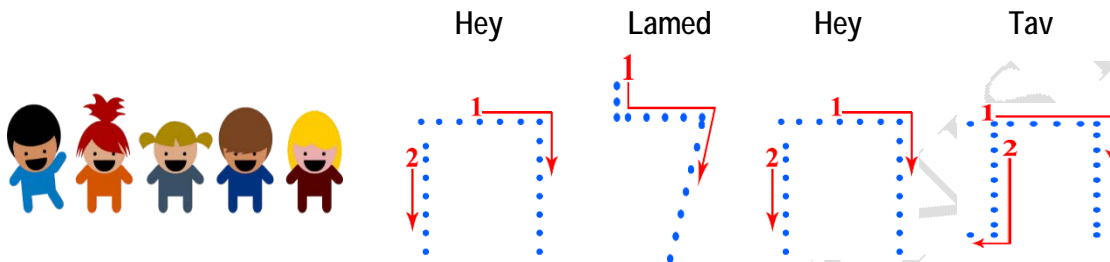
(Thank you ...Bless you...)

LOVE: I thank you LORD for covering me with **LOVE** that flows from Your heart so I can reach out in **LOVE to others**.

1. Let's thank God for one thing He has blessed you with this week.

Write your thank you here: _____

PRAISE is a way to THANK GOD for HIS Goodness to us and others.



Praise word: TEHILLAH

EXPRESS INSTRUCTION and ENCOURAGEMENT through Scripture.

Tehillah is derived from the word "Halal" and means the singing of Halals, singing scripture To instruction and encourage.

Psalm 119:171 (NKJV)



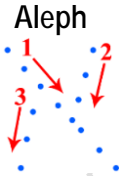
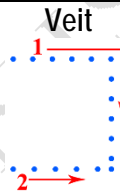
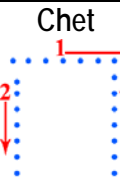
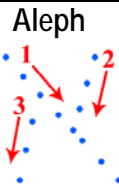
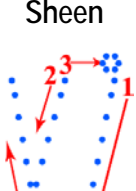
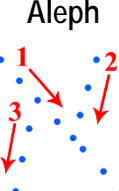
My lips shall utter praise (Tehillah), For You teach me Your statutes.

Life Verse Practice: John 3:16 (NKJV) For God so loved the world that He gave His only begotten Son, that whoever believes In Him should not perish but have everlasting life.






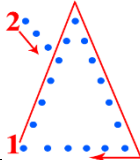
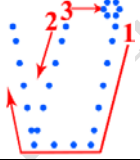


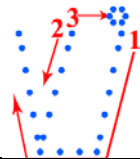
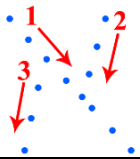
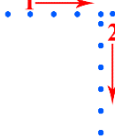
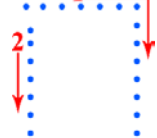
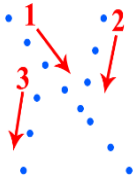
Life Verse Practice: John 17:21-22 (NKJV)

...that they all may be one, as You, Father, are in Me (Yeshua/Jesus), and I in You; that they also may be one in Us, that the world may believe that You (Father) sent Me (Yeshua/Jesus).

Patterns in coming close to God

Hebrew/English	 Write and read Hebrew from right to left.  Start here
Aleph (God)	
Practice Writing	
Ahaav (Love)	  
Practice Writing	
Eash (Fire)	 
Practice Writing	

Patterns in coming close to God

Hebrew /English	 Write and read Hebrew from right to left  Start here
Shemini (Eight)	<div style="display: flex; justify-content: space-around; align-items: flex-start;"> <div style="text-align: center;"> Yood  </div> <div style="text-align: center;"> Noon  </div> <div style="text-align: center;"> Yood  </div> <div style="text-align: center;"> Mem  </div> <div style="text-align: center;"> Sheen  </div> </div>
Practice Writing	
Eshrei (blessed)	<div style="display: flex; justify-content: space-around; align-items: flex-start;"> <div style="text-align: center;"> Yood  </div> <div style="text-align: center;"> Reysh  </div> <div style="text-align: center;"> Sheen  </div> <div style="text-align: center;"> Aleph  </div> </div>
Practice Writing	
Echaad (Unity)	<div style="display: flex; justify-content: space-around; align-items: flex-start;"> <div style="text-align: center;"> Dalet  </div> <div style="text-align: center;"> Chet  </div> <div style="text-align: center;"> Aleph  </div> </div>
Practice Writing	

Shemini – Eighth שמני

Leviticus 9:1-11:47~ 2 Samuel 6:1-7:17 ~ Hebrews 12:29 John 17:21-22



Excitement filled the air on what would turn out to be an amazing day!

Moses called Aaron and Aaron's sons and the elders and told them to bring sacrifices to the tabernacle.

They all obeyed! Then all the people came in close to hear Moses' amazing news. Shhh – Moses speaks and tells them what will happen on this day saying. The glory of the LORD will appear to you!! (Leviticus 9:1-6) Can you imagine how amazing that would be?

What will the glory of the LORD be like?

All the preparations began. How do you prepare for the LORD'S glory?

Do you cleanse your heart, and ask God to forgive you of any sin? Do you make peace with people you've been upset with? Do you pray and bless others? YES!! You do all those things. And look at what happens when all those things are done----- (Leviticus 9:1-24)

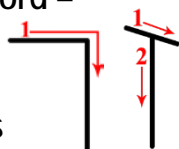
Then the glory of the LORD appeared to all people. How did they know? What did God's glory look like? Listen to this: Fire came out from before the LORD and consumed the burnt offering and fat on the altar! Imagine fire shooting down from the LORD! Were the people shocked?

Yes! They SHOUTED and fell on their faces! God's glory appeared as fire from heaven. It was powerful and awe inspiring and people were amazed. What do you think you would do if you saw God's glory right in front of you?

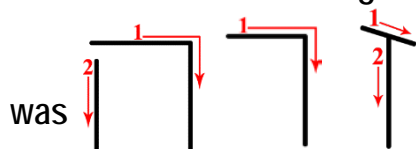


But then something else SHOCKING happened! Remember how the people and the leaders had obeyed God? Well, now 2 sons of Aaron, Nadab and Abihu, decided they were going to do something God had not told them to do. Did they just decide this on their own? They offered prohibited, illegitimate fire to the Lord – Oh NO!

The Hebrew word for illegitimate is



(zar), and the form of this word used



was (zarah) with the letter 'hey' added and it means: to scatter.

Oh, no, - the leaders and the people were unified – working as one, obeying God, and now fire that was illegitimate and would scatter is offered. What would happen?


Leviticus 10:2 says, Fire went out from the LORD and devoured them, and they died before the LORD." Nadab and Abihu who offered this illegitimate fire were now dead – consumed by the fire from the Lord!



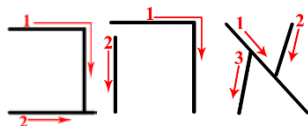
What lesson do we learn from this? How Important are obedience and unity to God?

There is no one like our God. His fire can come down and revealed His glory, and it can come down and devour what is against His will. It is important to know these things about our God.

But there is more to know about our God.


Let's look at the letter  (aleph) which represents God. See how many things you can learn about God through these words that start with aleph.

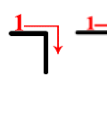
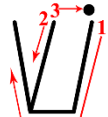
The Hebrew word for love,



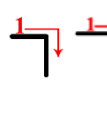
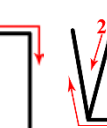
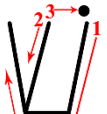

(aleph, hey, veil) begins with aleph. Looking at the meanings of each letter we see: Behold God and Behold the Son.

John 3:16 says, For God so loved the world that He gave his only begotten Son that whoever believes in Him should not perish, but have everlasting life.(Jhn 3:16) That is the definition of LOVE.

Two more words that begin with  aleph are

 (eash)   (aashrei)   means fire – Hebrews 12:29 tells us that God is a consuming fire.

He can destroy with fire and He can show His glory through fire.

  (aashrei) means blessed. You see the word fire   in the word blessed.




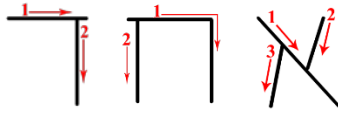
You also see the reysh  which means head, and the yood  which means my.

When the fire of God is on my head, I am blessed. Does the fire of God burn out wrong thoughts and wrong attitudes and remind me of what is good and right?



The Holy Spirit was poured out on Pentecost and there was fire on the heads of believers in Yeshua!
Acts 2:3 says, Then the Day of Pentecost had fully come, they were all with one accord in one place..
Did you notice how they were in unity?

The word unity in Hebrew also begins with  aleph.



(eechaad) means unity to unite (be as one)

Before He went to the cross, Yeshua prayed for believers to be in unity. He said, ...that they all may be one, as You, Father, are in Me and I in You; that they also may be one in Us that the world may believe that You sent Me. (22) And the glory which You gave Me I have given them that they may be one just as We are one. John 17:21,22

Did you find the reason that Yeshua prayed for the unity of believers in verse 21? What did you learn about God's glory in verse 22?

How will you practice being in unity with other believers this week?



Excitement!

Wonder!



TORAH: (God's Teachings / Laws) Leviticus 9:1-6 (Read Aloud)

- 1** It came to pass on the eighth day that Moses called Aaron and his sons and the elders of Israel.
- 2** And he said to Aaron, "Take for yourself a young bull as a sin offering and a ram as a burnt offering, without blemish, and offer them before the LORD.
- 3** And to the children of Israel you shall speaking saying, 'Take a kid of the goats as a sin offering, and a calf and a lamb, both of the first year, without blemish, as a burnt offering,
- 4** also a bull and a ram as peace offerings, to sacrifice before the LORD, and a grain offering mixed with oil; for today the LORD will appear to you.'"
- 5** So they brought what Moses commanded before the tabernacle of meeting. And all the congregation drew near and stood before the LORD.
- 6** Then Moses said, "This is the thing which the LORD commanded you to do, and the glory of the LORD will appear to you."



**The glory of the LORD
will appear to you!**

Leviticus 9:6

1. What do you expect to see?
2. What do you expect to hear?
3. What do you expect to do?

Moses Time – Preparing to meet the LORD

TORAH (God's Teachings / Laws) Leviticus 9:7

7 And Moses said to Aaron, "Go to the altar, offer your sin offering and your burnt offering and make atonement for yourself and for the people. Offer the offering of the people, and make atonement for them, as the LORD commanded."



1. Who did the work at the altar in Moses time? (Circle answer in Scripture)
2. Atonement is confession of sin and offering of payment for wrong and come into unity with to God? True or False
3. Who commanded this work be done by Moses and Aaron? (Circle answer)

TORAH (God's Teachings / Laws) Leviticus 9:22-23

22 Then Aaron lifted his hand toward the people, blessed them, and came down from Offering the sin offering, the burnt offering, and peace offerings.

23 And Moses and Aaron went into the tabernacle of meeting, and came out and blessed the people. Then the glory of the LORD appeared to all the people...



Today! - How do you prepare for the LORD's glory?



Choices

- Obey God's Word/Commands
- Good or Evil Thoughts
- Kind or Harsh Attitudes
- Right or Wrong Actions

1. Do you ask God to forgive you of any sin? Yes or No?
2. Do you make peace with people you have been upset with? Yes or No?
3. Do you pray and bless others? Yes or No?

Life Verse: John 3:16 (NKJV) For God so loved the world that He gave His only begotten Son, that whoever believes in Him should not perish but have everlasting life.

Life Verse: 1 John 1:9 (NKJV) If we confess our sins, He is faithful and just to forgive us our sins and to cleanse us from all unrighteousness.

Life Verse: John 17:21-22 (NKJV)

...that they all may be one, as You, Father, are in Me (Yeshua/Jesus), and I in You; that they also may be one in Us, that the world may believe that You (Father) sent Me (Yeshua/Jesus).



TORAH (God's Teachings / Laws) Leviticus 9:23-24

²³ And Moses and Aaron went into the tabernacle of meeting, and came out and blessed the people. Then the glory of the LORD appeared to all the people,
²⁴ and fire came out from before the LORD and consumed the burnt offering and the fat On the altar. When all the people saw it, they shouted and fell on their faces.

TODAY! What would you do if you saw God's glory right in front of you?

Draw a picture or write a sentence – what you would do if you saw God's glory?



Leviticus 10:2
So fire went out
from the LORD
and devoured them,
and they died
before the LORD.

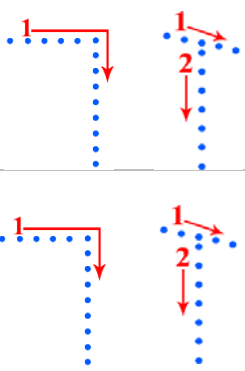
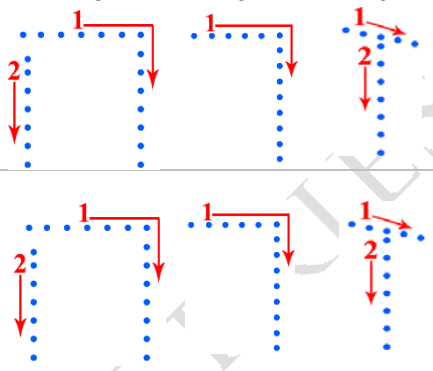


TORAH (God's Teachings / Laws) Leviticus 10:1-2

¹ Then Nadab and Abihu, the sons of Aaron, each took his censer and put fire in it, put incense of it, and offered profane fire before he LORD, which He had not commanded them.

² So fire went out from the LORD and devoured them, and they died before the LORD.

1. Did Aaron's sons Nadab and Abihu obey God's commands? Yes or No
2. The scripture says they offered profane fire before the LORD. Do you know what profane means? _____
3. What was the consequence for Nadab and Abihu doing something that the LORD had not commanded? _____

Hebrew/ English	Read Hebrew Letters		Hebrew/ English	Read Hebrew Letters		
Zar/ illegitimate	Reysh	Zayin	Zarah/ to scatter	Hey	Reysh	Zayin
Write Hebrew			Write Hebrew			



Now fire which was illegitimate
which would scatter
is offered
by Aaron's sons
Nadab and Abihu.



There is no one like our God.



**His fire can come down
and reveal His glory,
and it can come down
and devour
what is against His will.**



This is important for us to know!



HAFTARAH (Prophets / Writings) 2 Samuel 6:1-4, 6-7, 13-15 (NKJV)

¹ And David arose, and went with all the people that were with him from Baale of Judah, to bring up from there the ark of God, whose name is called by the name the LORD of hosts that dwells between the cherubim.

³ So they set the ark of God upon a new cart, and brought it out of the house of Abinadab which was on the hill; Gibeah: and Uzzah and Ahio, the sons of Abinadab, drove the new cart.

⁴ And they brought it out of the house of Abinadab which was on a hill, accompanying the ark of God: and Ahio went before the ark.

⁶ And when they came to Nachon's threshing floor, Uzzah put out his hand to the ark of God, and took hold of it; for the oxen stumbled.

⁷ Then the anger of the LORD was aroused against Uzzah; and God struck him for his error; and he died there by the ark of God.

¹³ And it was so, that when they that bare the ark of the LORD had gone six paces, he sacrificed oxen and fatlings.

¹⁴ And David danced before the LORD with all his might; and David was girded with a linen ephod.

¹⁵ So David and all the house of Israel brought up the ark of the LORD with shouting, and with the sound of the trumpet.

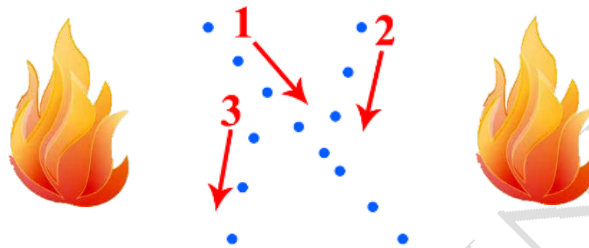
1. CIRCLE what King David and the people set the ark of God upon?
2. CIRCLE what Uzzah did without the LORD's permission that angered the LORD.
3. CIRCLE what King David did differently the second time he tried to bring the ark into Jerusalem.
4. How does this show that knowing and doing what the LORD asks is important.

(Talk about this with your class and or family.)

Does the fire of God burn out wrong thoughts and wrong attitudes

and remind me of what is good and right? Yes or No

BRIT CHADASHAH (New Testament) John 3:16 and Hebrew 12:29



Behold God and Behold the Son.

John 3:16 (NKJV)

For God so loved the world, that he gave
his only begotten Son, that whosoever
believeth in Him should not perish,
but have everlasting life.

Draw a picture of you asking God to forgive you and
Cleanse you of wrong thoughts, attitudes and actions




Hebrews 12:29 (NKJV)

For our God is a consuming fire.



Feast of Weeks
also known as
Shavuot or
Pentecost



BRIT CHADASHAH (New Testament) Acts 2:1,3 (NKJV) Read ALOUD

And when the day of Pentecost (Shavuot- Feast of Weeks) was fully come,
they were all with one accord in one place.

³ And there appeared unto them cloven tongues like as of fire, and it sat upon each of them.

BRIT CHADASHAH (New Testament) John 17:21-22 (NKJV) READ ALOUD

²¹ that they all may be one, as You, Father, *are* in Me, and I in You;
that they also may be one in Us, that the world may believe that You sent Me.

²² And the glory which You gave Me I have given them,
that they may be one just as We are one:

1. CIRCLE the reason that Yeshua (Jesus) prayed for the unity of believers in verse 21?
2. CIRCLE what Yeshua (Jesus) did with the glory of God in verse 22?

Hebrew/English	Read Hebrew Letters		
Echad/ Unity, unite, to be as one	Reysh	Chet	Aleph

Barook (Blessing) Elohim bless you with creative and to love as He loves.

(Teacher note: You can bless the students at the end of the class with this blessing as a whole group or individually.)

Games and Activities Teacher Instructions

For each of the lessons one of the games has been suggested to re-enforce the theme of the lesson. We have used the following games in a variety of ways. You can use the game suggested or choose another which fits your students and your time frame.

A list of general games that can be used for any/all lessons is included at the end of this volume.

COUNTING THE OMER

When this portion is usually read we are "Counting the Omer." This is the traditional countdown between First Fruit and Shavuot. We practice with the students and count the days as well as say the prayer and Psalm 67. Activity page is on page 169.

1. Speak aloud the blessing.
2. Read Psalm 67 aloud.
3. Have the students draw hearts to count the days that have already passed adding one for this day.

RING TOSS (OR BALL IN THE BUCKET)

****For this game you will need any of the following materials:

Plastic rings to toss around bottles or pegs or cones.

If you can't find plastic rings, you could use light-weight foam balls and throw them in a bucket or a box. Compile a list of questions from the lesson.

1. Choose teams
2. Kids take turns tossing the ring or the ball. If the toss is successful, they get to answer a question. Younger children should stand closer to the target.
3. The first team to answer 5 questions correctly wins. (Keep track of correct answer by marking lines on the board or on large paper.)