

Teacher's Lesson Flow: See (Re'eh) ראה
Deuteronomy. 11:26-16:17 ~ Isaiah 54:11-55:5 ~ Acts 8-9

Life Verse Practice: Deuteronomy 15:11 (NKJV)

¹¹ For the poor will never cease from the land; Therefore, I command you, saying,
'You shall open your hand wide to your brother, to your poor and your needy, in your land.'

5.

Reinforcing the WORD to Build "Banah" lives

- a. Prayer and Praise Words to Thank YHVH God.
- b. Review Life Verse: Deuteronomy 15:11.
- c. Review aloud Hebrew letters and vocabulary.
- d. Why is it important that the LORD has reviews with us?
- e. Should we read His Word every day?
- f. Do you sense the joy God wants you to have?
- g. How will you show your joy in the LORD this week?

Start Here

1.

PRAISE "Hallel"

- a. Practice Prayer and Praise Words to the Lord Including the Fruit of the Spirit Definition and Hebrew Praise Word.
- b. Life Verse Practice
- c. Hebrew Writing Practice
- d. Read Story

Children's work pages begin here!

2.

God's Teachings / "Torah"

- a. Reviewing the Blessings
–Deuteronomy 11:24-32
- b. Review of God's instructions
–Deuteronomy 14:22-29
- c. How to treat others
–Deuteronomy 15:11-18

3.

Prophets/Writings "Haftarah"

- a. Teaching the children
- Isaiah 54:13-55:3

4.

New Testament
"B'rit Chadashah"

- a. Disciples of the early church scattered
– Acts 8:4-8

Review of God's
Instruction;
Finding Joy
in God

Teacher's Special Instructions

We start with a lesson on the Hebrew language. We will both write and speak Hebrew.

We do this for two reasons:

- 1) All students are at the same level in learning a new language, and they enjoy it.
- 2) It gives the students a chance to learn biblical truths embedded in the original language of the Hebrew Scriptures (Old Testament). Start by pointing out they are used to reading from left to right, but Hebrew reads from right to left. They also will need to write Hebrew from right to left.

New Hebrew words transliterated

Re'eh (See)

Ahna'g (To take exquisite delight in)

Lamad (Teach)

Materials and Vocabulary:

- a. White board, black board or large easel and paper
- b. Markers
- c. Handouts or writing paper for the students
- d. Pens or pencils for the students
- e. The words used on their Hebrew writing pages are all words that are related to each individual lesson. Generally, a Hebrew word is chosen from the lesson and emphasized each week, both to teach character and increase understanding of the concepts being taught. New words will be in the box on the upper right of this page. Various names of God will also be taught in Hebrew.

Preparation:

- a. Choose 2 or 3 Hebrew words from the Hebrew writing page(s). On the board, write the words in English and in the transliterated form given in the left column of the Hebrew writing page(s).
- b. Leave space to write the word in Hebrew.
- c. Explain that the letters they see on the page are written in book print like they might see on a sign, or that they would print themselves.

Procedure:

- a. Demonstrate the writing procedure of two or three Hebrew words on the board. Have the students follow your directions on their work pages. Be sure to point out the special features of each letter. Be sure to write from right to Left.
- b. Then have the students try a few words on their own, or complete the rest of the page. The ability to finish the whole exercise will depend on how much time you have. (2 to 5 minutes time is needed to finish the page.)

Israeli street sign



Games/Activities: Normally games are played after children's work pages are complete.

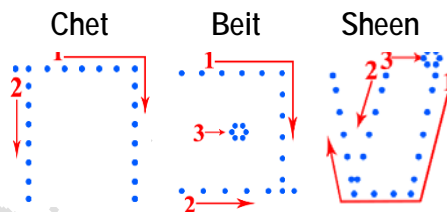
Prayer and Praise Words

(Thank you ...Bless you...)

JOY: Thank you, Lord for the JOY of the Holy Spirit that bubbles up inside and springs into praise for all the wonderful blessings that come from YOU!

1. Let's thank God for one thing He has blessed you with this week.
 - Whisper a Thank you to the Holy Spirit for giving you JOY that bubbles up inside and springs into praise for _____.
 - Shout a Thank you to the Holy Spirit for giving you a wonderful blessing of _____.

PRAISE is a way to THANK GOD for HIS Goodness to us and others.



Praise word: Shabach

EXPRESS Confidence in God's Ability

Shabach means: "to shout, to address in a loud tone, to command, to triumph"

Psalm 145:4 (NKJV)

One generation shall praise Your works to another,
And shall declare Your mighty acts.

Life Verse Practice: Deuteronomy 15:11 (NKJV)

¹¹ For the poor will never cease from the land; Therefore, I command you, saying,
'You shall open your hand wide to your brother, to your poor and your needy, in your land.'

Re'eh ~ See ~ ראה

Deuteronomy 11:26-16:17; Isaiah 54:11-55; Acts 8-9



It's so exciting when your family is packing up the car for the camping trip you are going on. You are almost on your way!

There must have been excitement in the camp of the Israelis. The children of Israel were getting ready to cross over into the Land the LORD had promised to give them. The LORD wanted to bless them in their land, so He was reminding them about how

to be blessed. He said, Behold I set before you today a curse. The blessing if you obey the commandments of the if you do not obey. He went through all that He had taught 11:24-32)



blessing and a LORD and a curse them to do. (Deut.

Why is it important that the LORD has reviews with us? Should we read His Word every day?



Some of the Lord's commandments and blessings had to do with money.

God said to give Him a tithe – a tenth of all the money you make. He said to do this so we would learn to fear Him – honor and reverence him - for **all we**

have comes from Him. He said take care of the Levites, the children without fathers, the strangers and the women whose husbands have died. And when you **give** to God **REJOICE!** (Deut. 14:22-29)

He said, The poor will always be among you, so I command you open your hand wide to your brother, to the poor and the needy in your land. Remember to release your brothers from paying you back what you have lent every 7th year, and when your servant is released in the seventh year supply him liberally – give him plenty of what the **LORD HAS GIVEN YOU**, and the LORD your God will bless you in all you do! (Deut. 15:11-18)




The prophet Isaiah tells us why it's so important to be taught by the LORD. When we teach our children to **obey** the LORD, He gives us peace, He takes fear away, terror does not come near us and no weapon made to hurt you will succeed. And **God gives us all good things freely!** He just says, **COME!** If you have no money, just come – He will feed you and give you what you need and let your soul be delighted in

abundance! Our job is to listen and obey, and our souls shall live! (Isa. 54:13-55:3) **Do you sense the joy God wants you to have?**

The Hebrew word: (ahnahg) ג נ י (gimmel, noon, ayin) means to

take exquisite delight in – like jumping up and down because your joy is overflowing. This comes when we understand that life comes from the Spirit of God! That is the Hebrew meaning of those 3 letters!





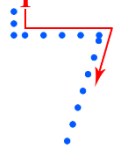

In the days when the church was just beginning, it was being greatly persecuted, and believers were scattered to many places. In all the places where they were scattered, they told people about Yeshua the Messiah. Philip, a believer, went down to Samaria and preached. Multitudes of people there listened and saw the miracles which He did, and they believed in Yeshua. When they believed, unclean spirits came out of many who were possessed, and many who were paralyzed or lame were healed. There was **great joy** in that city! (Acts 8:4-8)

When people understand and believe that life comes from the Spirit of God, there is exquisite delight – JOY!


How will you show your joy in the LORD this week?



Review of God's Instruction; Finding Joy in God

Hebrew /English	 Write and read Hebrew from right to left  Start here
Re'eh (See)	<div style="display: flex; justify-content: space-around; align-items: flex-start;"> <div style="text-align: center;"> Hey  </div> <div style="text-align: center;"> Aleph  </div> <div style="text-align: center;"> Reysh  </div> </div>
Practice Writing	
Lamad (Teach)	<div style="display: flex; justify-content: space-around; align-items: flex-start;"> <div style="text-align: center;"> Dalet  </div> <div style="text-align: center;"> Mem  </div> <div style="text-align: center;"> Lamed  </div> </div>
Practice Writing	
Ahna'g (to take exquisite delight in)	<div style="display: flex; justify-content: space-around; align-items: flex-start;"> <div style="text-align: center;"> Gimmel  </div> <div style="text-align: center;"> Noon  </div> <div style="text-align: center;"> Ayin  </div> </div>
Practice Writing	

TORAH (God's Instructions/Laws) Deuteronomy 11:24-25 (NKJV)



There was excitement in the camp.
The LORD was reminding them
about how to be blessed.




Why is it important that the LORD has reviews with us?



1. Should we read His Word every day?

YES OR NO



2. Review means to go over something we have already _____.
3. Tell a neighbor why it is important that the LORD has reviews with us?
4. There are two blessings in Deuteronomy 11:24-25 (one in each verse) circle them.

TORAH (God's Instructions/Laws) Deuteronomy 11:24-25 (NLT)

²⁴ Wherever you set foot, that land will be yours. Your frontiers will stretch from the wilderness in the south to Lebanon in the north, and from the Euphrates River in the east to the Mediterranean Sea in the west.

²⁵ No one will be able to stand against you, for the LORD your God will cause the people to fear and dread you, as he promised, wherever you go in the whole land.

TORAH (God's Instructions/Laws) Deuteronomy 11:26-28 (NKJV)



“Behold, I set before you today a blessing and a curse: ²⁷ the blessing, if you obey the commandments of the LORD your God which I command you today; ²⁸ and the curse, if you do not obey the commandments of the LORD your God, but turn aside from the way which I command you today, to go after other gods which you have not known.



And when you give to God REJOICE!

TORAH (God's Instructions/Laws) Deuteronomy 14:22-29 (NLT)

²² "You shall truly tithe all the increase of your grain that the field produces year by year. ²³ And you shall eat before the LORD your God, in the place where He chooses to make His name abide, the tithe of your grain and your new wine and your oil, of the firstborn of your herds and your flocks, that you may learn to fear the LORD your God always. ²⁴ But if the journey is too long for you, so that you are not able to carry *the tithe*, or if the place where the LORD your God chooses to put His name is too far from you, when the LORD your God has blessed you, ²⁵ then you shall exchange *it* for money, take the money in your hand, and go to the place which the LORD your God chooses.

²⁶ And you shall spend that money for whatever your heart desires: for oxen or sheep, for wine or similar drink, for whatever your heart desires; you shall eat there before the LORD your God, and you shall rejoice, you and your household.



God said to give Him a tithe – a tenth of all your increase.



(Circle Answers)

1. When we bring our tithes to God, what do we learn?
2. What attitude should you have when you bring the offering to the Lord God?

²⁷ You shall not forsake the Levite who *is* within your gates, for he has no part nor inheritance with you.

²⁸ "At the end of every third year you shall bring out the tithe of your produce of that year and store *it* up within your gates. ²⁹ And the Levite, because he has no portion nor inheritance with you, and the stranger and the fatherless and the widow who *are* within your gates, may come and eat and be satisfied,



that the LORD your God may bless you in all the work of your hand which you do.

3. Circle what did Israel do with the entire tithe every 3rd year?
4. Circle the blessing the LORD your God will do if you do these things in verse 29.

TORAH (God's Instructions/Laws) Deuteronomy 15:11-15 (NKJV)

When your servant is released in the seventh year
supply him liberally-

Give him plenty of what the LORD HAS GIVEN YOU,
and the LORD your God will bless you in all you do!



¹¹ For the poor will never cease from the land; therefore I command you, saying, 'You shall open your hand wide to your brother, to your poor and your needy, in your land.'

¹² "If your brother, a Hebrew man, or a Hebrew woman, is sold to you and serves you six years, then in the seventh year you shall let him go free from you. ¹³ And when you send him away free from you, you shall not let him go away empty-handed; ¹⁴ you shall supply him liberally from your flock, from your threshing floor, and from your winepress. *From what* the LORD your God has blessed you with, you shall give to him.

¹⁵ You shall remember that you were a slave in the land of Egypt, and the LORD your God redeemed you; therefore, I command you this thing today.



1. Circle verse 15 of Deuteronomy 15:12-15.
2. What are they to remember? _____
3. Tell your neighbor two things you can do to help others.

Haftarah (Prophets/Writings) Isaiah 54:13-55:3

When we teach our children to obey the LORD, He gives us peace,
He takes fear away,
terror does not come near us and
no weapon made to hurt you will succeed.



And God gives us all good things freely!
He just says, COME!

Our job is to listen and obey, and our souls shall live!

Joy


1. Do you feel the joy God wants you to have?
2. Circle the two things that we are to do.



BRIT CHADASHAH (New Testament) ~ Acts 8:4-8 (NKJV)



In the days when the church was just beginning, it was being greatly persecuted, and believers were scattered to many places.



In all the places where they were scattered, they told people about Yeshua the Messiah.



1. If others are mean and speak badly of you or Yeshua (Jesus) what would you do?

1. Read the Story ALOUD

BRIT CHADASHAH (New Testament) ~ Acts 8:4-8 (NKJV)

⁴ But the believers who were scattered

preached the Good News about Jesus wherever they went. ⁵ Philip, for example, went to the city of Samaria and told the people there about the Messiah. ⁶ Crowds listened intently to Philip because they were eager to hear his message and see the miraculous signs he did.

⁷ Many evil spirits were cast out, screaming as they left their victims. And many who had been paralyzed or lame were healed. ⁸ So there was great joy in that city.

1. Circle what the believers did when they were scattered.
2. Circle what they did that caused great joy in that city.

When people understand and believe that life comes from the Spirit of God, there is exquisite delight – JOY!

How will you show your joy in the LORD this week?
Draw your answer.



Barook (Blessing) May Elohim bless you with the blessing of obedience to God's laws.

(Teacher note: You can bless the students at the end of the class with this blessing as a whole group or individually.)

Games and Activities Teacher Instructions

For each of the lessons one of the games has been suggested to re-enforce the theme of the lesson. We have used the following games in a variety of ways. You can use the game suggested or choose another which fits your students and your time frame.

A list of general games that can be used for any/all lessons is included on page 193.

10 COMMANDMENTS GAME

Have the students write the commandment to match the letters worksheet on page 200 for review.

ATTRIBUTES OF GOD

This week have the students paste or tape in the definitions to match the Hebrew letters using the worksheet on page 206.

SKITS

It is always fun to have kids “act out” a part of the day’s teaching that has a lot of action in it. “Props” for skits can be purchased at garage sales, 2nd hand stores or friends who may be cleaning out their children’s closets. Items like stuffed animals, robes, crowns, walking sticks, etc. are fun to have on hand.

You can read the part of the story as the children act it out – OR - you can write a simple dialogue that the children can read and act out.