

**Teacher's Lesson Flow: Beshalach (When He Sent) בשלח**  
**Exodus 13:17-17:16 ~ Judges 4:4-5:31 ~ Mark 6**

Life Verse: Exodus 13:21(NKJV)

<sup>21</sup> And the LORD went before them by day in a pillar of cloud to lead the way, and by night in a pillar of fire to give them light, so as to go by day and night.

5.

Reinforcing the WORD to Build "Banah" lives

- a. Quickly review Prayer and Praise Words to Thank YHVH God.
- b. Quickly review Life Verse: Exodus 13:21
- c. Quickly review Hebrew letters and vocabulary.
- d. How did God take care of the Israelites?
- e. How does God take care of you?
- f. What does it mean to stand in God?
- g. How do you know that God doesn't change?

4.

New Testament  
"B'rit Chadashah"

- a. God doesn't change  
- Mark 6:2

**Stand in  
God**

**Start Here**

1.

PRAISE "Hallel"

- a. Practice Prayer and Praise Words to the Lord Including the Fruit of the Spirit Definition and Hebrew Praise Word.
- b. Life Verse Practice
- c. Hebrew Writing Practice
- d. Read Story

3.

Prophets/Writings "Haftarah"

- a. God would bring hard times for Egypt – Ezekiel 28:26-29:5
- b. They shall know that I am the LORD – Ezekiel 29:19-21

Children's work pages begin here!

2.

God's Teachings/Law – "Torah"

- a. God went with Israel – Exodus 13:21-22
- b. Pharaoh went after them – Exodus 14: 5-9
- c. Moses says stand - Exodus 13:13-14
- d. God says go forward – Exodus 13:15-18
- e. At the sea– Exodus 13:19-31
- f. Rejoicing – Exodus 15:1-21
- g. God feeds them – Exodus 16:3-5
- h. God gives water – Exodus 17:3-7

## Teacher's Special Instructions

We start with a lesson on the Hebrew language. We will both write and speak Hebrew.

We do this for two reasons:

- 1) All students are at the same level in learning a new language, and they enjoy it.
- 2) It gives the students a chance to learn biblical truths embedded in the original language of the Hebrew Scriptures (Old Testament). Start by pointing out they are used to reading from left to right, but Hebrew reads from right to left. They also will need to write Hebrew from right to left.

### Materials and Vocabulary:

- a. White board, black board or large easel and paper
- b. Markers
- c. Handouts or writing paper for the students
- d. Pens or pencils for the students
- e. The words used on their Hebrew writing pages are all words that are related to each individual lesson. Generally, a Hebrew word is chosen from the lesson and emphasized each week, both to teach character and increase understanding of the concepts being taught. New words will be in the box on the upper right of this page. Various names of God will also be taught in Hebrew.

#### NEW HEBREW WORDS TRANSLITERATED

Beshalach (When He Sent)

Yad (Hand)

Yatsav (Stand)

### Preparation:

- a. Choose 2 or 3 Hebrew words from the Hebrew writing page(s). On the board, write the words in English and in the transliterated form given in the left column of the Hebrew writing page(s).
- b. Leave space to write the word in Hebrew.
- c. Explain that the letters they see on the page are written in book print like they might see on a sign, or that they would print themselves.

### Procedure:

- a. Demonstrate the writing procedure of two or three Hebrew words on the board. Have the students follow your directions on their work pages. Be sure to point out the special features of each letter.
- b. Then have the students try a few words on their own, or complete the rest of the page. The ability to finish the whole exercise will depend on how much time you have. (2 to 5 minutes time is needed to finish the page.)

Israeli street sign



**Games/Activities:** Normally games are played after children's work pages are complete.

Discuss why we need to know who our God is. See: 13 Attributes of God "Scramble Match Game" on page 80.

# Prayer and Praise Words

(Thank you ...Bless you...)


**PEACE:** Even when I don't understand, thank you for PEACE that is like a quiet stream flowing through a green meadow that your Holy Spirit causes to flow through me.

1. Let's thank God for one thing He has blessed you with this week.

Write your thank you here:

---

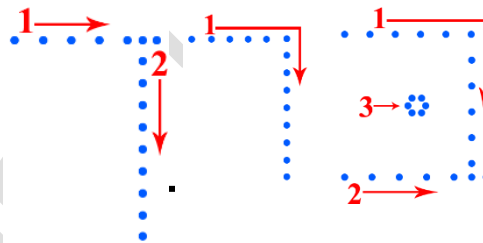
PRAISE is a way to THANK GOD for HIS Goodness to us and others.



Final Kaf

Reyesh

Bet



Praise word: Barak

EXPRESS HUMILITY and Adoration

Barak means "to kneel down, to bless God as an act of adoration."

- Beit means House
- Reysh means a person, the head, the highest
- Kaf means palm, to cover, to open or allow

Barak could mean: What the household of the highest allows. To be blessed could mean: To do what the highest in the house allows. Is God the head of your house and your heart?

Psalm 95:6 (NKJV)

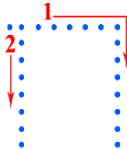

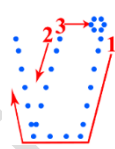
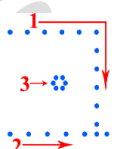
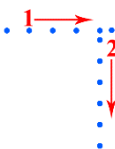

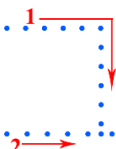
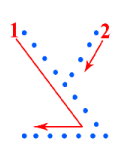

Oh come, let us worship and bow down; Let us kneel before the LORD our Maker.

Life Verse: Exodus 13:21(NKJV)

<sup>21</sup> And the LORD went before them by day in a pillar of cloud to lead the way, and by night in a pillar of fire to give them light, so as to go by day and night.

Hebrew/English	<div style="display: flex; align-items: center; justify-content: space-between;"> <span>← Write and read Hebrew from right to left.</span> <span>← Start</span> </div>			
Rachum (Merciful, compassionate)	here	Final Mem	Vav	Chet    Reysh
Practice Writing				
CHANAN (Gracious giving favor to all)		Final Noon	Vav	Noon    Chet
Practice Writing				
EREK APAYIM (Slow to Anger)	Final Mem	Yood	Pey	Aleph    Final Kaf    Reysh    Aleph
Practice Writing				
RAV CHESED (Loving and kind to all)	Reysh	Dalet	Samek	Chet    Vav
Practice Writing				

## Stand in God

Hebrew /English	<div style="display: flex; justify-content: space-between; align-items: center;"> <span>← Write and read Hebrew from right to left</span> <span>← Start here</span> </div>
Beshalach (When He Sent)	<div style="display: flex; justify-content: space-around; align-items: flex-end;"> <div style="text-align: center;"> <b>Chet</b>   </div> <div style="text-align: center;"> <b>Lamed</b>   </div> <div style="text-align: center;"> <b>Sheen</b>   </div> <div style="text-align: center;"> <b>Beit</b>   </div> </div>
Practice Writing	
Yad (Hand)	<div style="display: flex; justify-content: space-around; align-items: flex-end;"> <div style="text-align: center;"> <b>Dalet</b>   </div> <div style="text-align: center;"> <b>Yood</b>   </div> </div>
Practice Writing	
Yatsav (Stand)	<div style="display: flex; justify-content: space-around; align-items: flex-end;"> <div style="text-align: center;"> <b>Veit</b>   </div> <div style="text-align: center;"> <b>Tsade</b>   </div> <div style="text-align: center;"> <b>Yood</b>   </div> </div>
Practice Writing	

## Teacher's Lesson Flow: Beshalach (When He Sent) בשלח Exodus 13:17-17:16 ~ Judges 4:4-5:31 ~ Mark 6

Last week we left as God called the children of Israel, “the armies of the LORD”, and they were about to leave Egypt. Today we will learn of the mighty miracles the LORD does to make their deliverance from the hand of Pharaoh final.


God made His presence known to the children of Israel, so that they could SEE it! He went before them in the daytime as a pillar of cloud, and in the night time He was a pillar of fire. In this way, He was always with them. He led their way in the daytime, and He was light to them even at night! (Ex. 13:21,22)



But Pharaoh was not finished. He decided to pursue them with 600 of his best chariots and all his horses and huge army. He overtook them where they were camped. The Israelites saw this huge army coming and they were very afraid. They cried out to God and said to Moses, did you bring us out here to have us die? (Ex. 14:6-12)

What should they do? It was nighttime and they were camping.

Pharaoh's huge army was coming behind them, and there was an ocean in front of them! Were they trapped?

Moses spoke up and said: Do not be afraid! Stand still and see the salvation of the LORD.....The LORD will fight for you! Would you want to just stand there? Well, listen to the meaning of the word “stand” in Hebrew: The word for “stand” in Hebrew is  (veit, tsade, yood) . Taking the meaning of each letter, it means, the Son's righteous hand! – That is what will cause God then said, Go Forward! And Moses lift up your rod and stretch out your hand over the sea, and the children of Israel shall go to the other side of the sea on dry land. Now watch how



God saves them: The Angel of God who was in front of Israel's camp moved and went behind them and stood between them and the Egyptians. And He was a cloud and darkness to the Egyptians, but gave light to Israel all night! (Ex. 14:19,20)



So Moses did as God told him and stretched out his hand over the sea, and the LORD caused the sea to go back by a strong wind all night long. The wind caused the waters to pile up on each side creating a path in the middle. Then the Israelites walked between the walls of water that were piled up on each side of them. They walked on dry ground! (Ex. 14:21-30)



The Egyptians did not want the Israelites to escape, so they pursued with all their chariots and horses. Looking down at them, the Lord caused the wheels of their chariots to fall off; then He told Moses to stretch out his hand again and the LORD caused the water to return – while the Egyptians were fleeing into it!



So the LORD saved Israel that day out of the hand of the Egyptians, and Israel saw the great work of the LORD and feared and believed the LORD. (Ex. 14:31)



Rejoicing in what the LORD had done, Moses and the children of Israel sang a song.

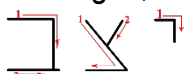
As you listen to this song, remember the word Yatsav means “the son’s righteous hand” and listen for what the Lord’s right hand did. Here are some of the words they sang: I will sing to the LORD, for He has triumphed gloriously! The horse and its rider He has thrown into the



sea!

Your right hand, O LORD, has become glorious in power; Your right hand, O LORD has dashed the enemy in pieces....who is like You, O LORD, among the gods? You stretched out Your right hand...You in Your mercy, and led forth the people whom You have redeemed....By the greatness of Your arm ...Till Your people pass over, O LORD, Whom You have purchased! (Ex. 15: 1-16)

The Lord never changes, He still rescues and saves people today with His righteous right hand. You can stand



on that promise!

Just a few weeks later, the children of Israel were in the wilderness, and they were complaining because they thought they might die of hunger. The LORD told Moses the amazing way He was going to feed the people. He said He would rain bread from heaven for them, and they would gather what they needed every day. On the 6<sup>th</sup> day they would take enough for 2 days, because the 7<sup>th</sup> day is the Sabbath, and God wants the people to rest on that day. And God did just what He said, He rained bread down from heaven for them every day. It is called Mannah. (Ex.16:1-5)



The LORD continued to do amazing miracles for the children of Israel. In just a short time after singing and rejoicing, the people were in the wilderness complaining because there was no water to drink! Moses cried out to the LORD, and the LORD told Moses that He would stand before him in, and told Moses to strike the rock with his rod and – WATER WOULD COME OUT OF THE ROCK. Then the people could drink! – So the people saw another great miracle of God as water came out of the rock! (Ex.17:3-6)

Each time the children of Israel needed something, the LORD provided a miracle and gave them what they needed.



Now the time came for the people to come in and to take the land of Israel that God was giving them. (Ju.1:2) But there was a river to cross called the Jordan. How would they ever get all those people across that river?? God had a plan and a mighty hand, and here is what He did: The priests carrying the ark of the covenant of the LORD were to lead the way, and as soon as their feet were in the edge of the water, God was going to make the waters coming down stream pile up in a heap so the people could cross on dry land!! (Ju. 3:15) And that is exactly what He did. He dried up the waters for them, and all Israel crossed over on dry land!

(Ju. 4:23) Do you know why God does such amazing miracles?

He wants all the people of the earth to know that His hand is mighty, and that we should all fear the LORD our God forever!

(Ju. 4:24) What will help you remember how MIGHTY our God is?

God never changes. In the Brit Hadashah, Yeshua went from place to place doing all kinds of miracles. Listen now to what the people said about Him, and find how He is the same God who performed such great miracles with His righteous Hand: “And when the Sabbath had come, He began to teach in the synagogue. And many hearing Him were astonished, saying, Where did this Man get these things? And what wisdom is this which is given to Him that such mighty works are performed by His hands! (Mk.6:2) Yeshua is still the same today, and His mighty hand still does mighty works in our day!





## TORAH (God's Teachings/Law) Exodus 13:21-22 (NKJV)

<sup>21</sup> And the LORD went before them by day in a pillar of cloud to lead the way, and by night in a pillar of fire to give them light, so as to go by day and night

. <sup>22</sup> He did not take away the pillar of cloud by day or the pillar of fire by night from before the people.

The armies of God leaving Egypt...



Fill in the blanks and circle the answers above.

1. Who went before Israel as they left Egypt?
2. The LORD was where by day?
3. During the day the LORD \_\_\_\_\_ the \_\_\_\_\_.
4. The LORD was where by night?
5. During the night the pillar of cloud gave them\_\_\_\_\_.

## TORAH (God's Teachings/Law) Exodus 14:5-9

<sup>5</sup> Now it was told the king of Egypt that the people had fled, and the heart of Pharaoh and his servants was turned against the people; and they said,

“Why have we done this, that we have let Israel go from serving us?”

<sup>6</sup> So he made ready his chariot and took his people with him. <sup>7</sup> Also, he took six hundred choice chariots, and all the chariots of Egypt with captains over every one of them.

<sup>8</sup> And the LORD hardened the heart of Pharaoh king of Egypt, and he pursued the children of Israel; and the children of Israel went out with boldness.

<sup>9</sup> So the Egyptians pursued them, all the horses *and* chariots of Pharaoh, his horsemen and his army, and overtook them camping by the sea beside Pi Hahiroth, before Baal Zephon.

<sup>10</sup> And when Pharaoh drew near, the children of Israel lifted their eyes, and behold, the Egyptians marched after them. So they were very afraid, and the children of Israel cried out to the LORD.

Fill in the answers:

1. How many chariots of Egypt chased after the children of Israel?


\_\_\_\_\_

2. The children went out of Egypt with \_\_\_\_\_.

3. When the children of Israel saw the Egyptians marching after them, how did they feel? \_\_\_\_\_

4. What did the children of Israel do?

\_\_\_\_\_



## TORAH (God's Teaching/Law Exodus 14:13-14 Names of God Bible (NOG)

<sup>13</sup> Moses answered the people,

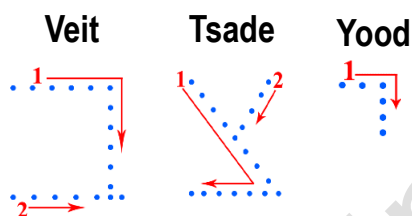
“Don’t be afraid! Stand still, and see what *Yahweh* will do to save you today.

You will never see these Egyptians again.

<sup>14</sup> *Yahweh* is fighting for you! So be still!”



Yatsav  
(stand)



Meaning of letters: the Son's righteous hand!

### SONG of MOSES

1. Whisper the Words
2. Speak in a normal voice the Words
3. Shout the Words



“Your **right hand**, O Lord,  
has become glorious in power;  
Your **right hand**, O Lord,  
has dashed the enemy in pieces.

**Exodus 15:6**




You stretched out Your right hand...  
You in Your mercy have led forth the people  
whom You have redeemed....  
**Exodus 15:12-13**

### TORAH (God's Teachings/Law) Exodus 16:3-5

<sup>3</sup> And the children of Israel said to them, "Oh, that we had died by the hand of the LORD in the land of Egypt, when we sat by the pots of meat *and* when we ate bread to the full! For you have brought us out into this wilderness to kill this whole assembly with hunger."

<sup>4</sup> Then the LORD said to Moses, "Behold, I will rain bread from heaven for you. And the people shall go out and gather a certain quota every day, that I may test them, whether they will walk in My law or not. <sup>5</sup> And it shall be on the sixth day that they shall prepare what they bring in, and it shall be twice as much as they gather daily."



Circle the answers in the scripture above.

1. What did the children of Israel complain about?
2. What did the LORD tell Moses HE was going to do?
3. How many days did God tell the children of Israel to collect the bread from heaven?
4. What about the bread for the 7<sup>th</sup> day?
5. Was God testing the children of Israel to see if they would listen and obey His instructions?    Yes    or    No

### Exodus 17:3-4 (NKJV)

<sup>3</sup> And the people thirsted there for water, and the people complained against Moses, and said, "Why *is* it you have brought us up out of Egypt, to kill us and our children and our livestock with thirst?"

<sup>4</sup> So Moses cried out to the LORD, saying, "What shall I do with this people? They are almost ready to stone me!"

Underline the answers in the scripture above.

1. What did the children of Israel complain about?
2. What did Moses do?

### TORAH (God's Teachings/Law) Exodus 17:5-7

<sup>5</sup> And the LORD said to Moses, "Go on before the people, and take with you some of the elders of Israel. Also take in your hand your rod with which you struck the river, and go. <sup>6</sup> Behold, I will stand before you there on the rock in Horeb; and you shall strike the rock, and water will come out of it, that the people may drink."

And Moses did so in the sight of the elders of Israel. <sup>7</sup> So he called the name of the place Massah and Meribah, because of the contention of the children of Israel, and because they tempted the LORD, saying, "Is the LORD among us or not?"

Fill in the blanks using the scriptures above to find the answers.

1. The LORD answered Moses, "Go out in front of the people. Take with you some of the elders of Israel and take in your hand the \_\_\_\_\_ with which you struck the Nile, and go.
2. Behold I will stand there before you by the rock at Horeb; and you shall \_\_\_\_\_ the \_\_\_\_\_, and \_\_\_\_\_ will come out of it for the people to \_\_\_\_\_."



### HAFTARAH (Prophets / Writings) Joshua 3:15 (NKJV)

<sup>15</sup> and as those who bore the ark came to the Jordan, and the feet of the priests who bore the ark dipped in the edge of the water (for the Jordan overflows all its banks during the whole time of harvest), <sup>16</sup> that the waters which came down from upstream stood *still*, and rose in a heap very far away at Adam, the city that *is* beside Zaretan. So the waters that went down into the Sea of the Arabah, the Salt Sea, failed, and were cut off; and the people crossed over opposite Jericho.

### Joshua 4:23 (NKJV)

<sup>23</sup> for the LORD your God dried up the waters of the Jordan before you until you had crossed over, as the LORD your God did to the Red Sea, which He dried up before us until we had crossed over, <sup>24</sup> that all the peoples of the earth may know the hand of the LORD, that it *is* mighty, that you may fear the LORD your God forever.”

1. Underline the reason why God dried up the waters of the Jordan as He did the Red Sea.
2. Tell a neighbor what will help you remember how MIGHTY our God is?



BRIT CHADASHAH (New Testament) Mark 6:1-2 (NKJV)

6 Then He (JESUS) went out from there and came to His own country, and His disciples followed Him.

<sup>2</sup> And when the Sabbath had come, He began to teach in the synagogue.

And many hearing *Him* were astonished, saying, “Where *did* this Man *get* these things?

And what wisdom *is* this which is given to Him, that such mighty works are performed by His hands!

1. Who followed Jesus (Yeshua)? \_\_\_\_\_
2. When the Sabbath had come, Jesus began to \_\_\_\_\_ in the \_\_\_\_\_.
3. Many people hearing Him ask what question? (Circle Answer)
4. And what \_\_\_\_\_ is this which is given to Him, that such \_\_\_\_\_ are performed by \_\_\_\_\_!

Find these answers in the scripture above and fill in the blanks.

hands    His    works    mighty    wisdom    synagogue    teach    disciples

**Barook (Blessing) May Elohim bless you with Faith and Strength as He upholds you.**

(Teacher note:

You can bless the students at the end of the class with this blessing as a whole group or individually.)

## Games and Activities Teacher Instructions

For each of the lessons one of the games has been suggested to re-enforce the theme of the lesson. We have used the following games in a variety of ways. You can use the game suggested or choose another which fits your students and your time frame.

A list of general games that can be used for any/all lessons is included at the end of this volume .

### 13 ATTRIBUTES OF GOD

We have given four consecutive weeks for the students to learn these attributes. How can we trust God if we do not know who HE is? The names of God are attributes or characteristics of God that help us know what HE is like. We will focus on the first four and then rotate through all of them throughout Exodus. Make copies of the “Scramble Match game” and of the answer sheet for each student and cut the answer sheet apart. Put them into sets and give them to the students as sets so they can individually work on the taping or pasting the pieces in the correct places.


1. Review the attributes of God.
2. Read aloud the Hebrew Letters, transliteration or name and the definition.
3. Have the students tape or glue the pieces into their correct positions.
4. Discuss as a class what the meanings of each of the definitions for Rachum, Chanan, Erek Apayim and Rav Chesed might be.
5. What does each of these attributes mean for us?

You can use these lessons more than once and we have found that the students learn them quickly.

### SCAVENGER HUNT

1. Divide into small teams – 2 to 3 children per team. Give each team a name or number.
2. Around the room, have answers to questions written out on 8 1/2 by 11 paper. Use large print that is easy to read.
3. Tape the questions around the room on the walls or on chair backs, etc.
4. Write out the answers on 8 1/2 x 11 paper and hand them out. No one can look at the questions or answers until you say, “Go”! (Be sure the team numbers or names are written on the back of the answers.)
5. Each team captain has tape.
6. As soon as the team finds the correct answer(s) to the question(s) they have, they tape it under the question.
7. The first team to have the largest number of matching questions and answers wins.

**13 ATTRIBUTES OF GOD EXODUS 34:6-7****(Scramble Match Game – Use Exodus 34:6-7 to put all the pieces in order)**

#	Hebrew  (Read and write right to left)	Transliteration	Definition
1			
2			
3			
4			
5			
6			
7			
8			
9			
10			
11			
12			
13			

**Answer sheet: Cut pieces as required for desired activity.**

יהוה	YHVH	The LORD, Adonai, Yahweh Unchanging Covenant Keeper
יהוה	YHVH	The LORD, Adonai, Yahweh Unchanging Mercy Giver
אל	EL	God, Creator, King, Able to Give Mercy
רחום	RACHUM	Merciful Compassionate Caring, Helping, Loving, Nurturing
חנון	CHANAN	Gracious Gives Grace and Favor to All
ארך אפים	EREK APAYIM	Slow to Anger Patiently Waits for Repentance
רב חסד	RAV CHESED	Loving and Kind to all To both the Righteous and the Unrighteous
אמת	EMET	Truth, Faithfulness HE is Fair and Equitable In HIS Justice
נצר חסד לאלפים	NOTZEIR CHESED L'ALAFIM	Keeping Loving-kindness for 1000s Never Ending Generational Covenant
נשא עון	NOSEI AVON	Forgives Iniquity Intentional Sins Nature, Continue without repentance
נשא פשע	NOSEI PESHA	Forgives Transgression Rebellious Sins Arrogant, Disrespectful, Past limits
נשא חטאה	NOSEI CHATAAH	Forgives Sin Unplanned, Inadvertent Sins
נקה	NAKEH	HE Cleanses Sin