

Teacher's Lesson Flow Go (Lech Lecha) לך לך לך לך
Genesis 12-17 ~ Isaiah 40:27-41:16 ~ Matthew 5-7

Life Verse: Isaiah 41:10 (NKJV)

¹⁰ Fear not, for I am with you; Be not dismayed, for I am your God.
I will strengthen you, Yes, I will help you,
I will uphold you with My righteous right hand.'

5.

Reinforcing the WORD to Build "Banah" lives

- Prayer and Praise Words to Thank YHVH God.
- Read aloud Life Verse: Isaiah 41:10
- Read aloud Hebrew letters and vocabulary.
- What crept into Abram when they got to Egypt?
- Was God happy with the choices Abram made?
- How can you be brave when you have hard choices?
- How do we make God's heart happy?

4.

New Testament
"B'rit Chadashah"

- Sermon on the Mount
-Matthew 5:1-9
- Jesus family
-Matthew 1:1 – 17
- Game or Activity
(see Appendix A)

Choose to:
Be a friend
of God.
Be not afraid.

1.

Start Here

PRAISE "Hallel"

- Prayer and Praise to the Lord including the Fruit of the Spirit definition and Hebrew Praise Word.
- Life Verse Practice
- Hebrew Writing Practice
- Read Story

3.

Prophets/Writings "Haftarah"

- Fear not!
- Isaiah 41:10,13
- Being a friend of God
- Isaiah 41:8

Children's work pages begin here!

2.

God's Teachings/Law – "Torah"

- Abram, Sarai and Lot
- Their choices good or bad
- Genesis 12:4, 7, 12, 18-20
- Genesis 13:10; 14:16, 20
- Genesis 15:6

Teacher's Special Instructions

We start with a lesson on the Hebrew language. We will both write and speak Hebrew.

We do this for two reasons:

- 1) All students are at the same level in learning a new language, and they enjoy it.
- 2) It gives the students a chance to learn biblical truths embedded in the original language of the Hebrew Scriptures (Old Testament). Start by pointing out they are used to reading from left to right, but Hebrew reads from right to left. They also will need to write Hebrew from right to left.

Materials:

- a. White board, black board or large easel and paper
- b. Markers
- c. Handouts or writing paper for the students
- d. Pens or pencils for the students

Lech Lecha (Go forth)

Yeshua (Jesus)

Chen (Favor/Grace)

Preparation:

- a. Choose 2 or 3 Hebrew words from the Hebrew writing page(s). On the board, write the words in English and in the transliterated form given in the left column of the Hebrew writing page(s).
- b. Leave space to write the word in Hebrew.
- c. Explain that the letters they see on the page are written in book print like they might see on a sign, or that they would print themselves.
- d. The words used on their Hebrew writing pages are all words that are related to each individual lesson. Generally, a Hebrew word is chosen from the lesson and emphasized each week, both to teach character and increase understanding of the concepts being taught. We also teach various names of the Triune God in Hebrew.



Procedure:

- a. Demonstrate the writing procedure of two or three of Hebrew words on the board. Have the students follow your directions on their work pages. Be sure to point out the special features of each letter.
- b. Then have the students try a few words on their own, or complete the rest of the page. The ability to finish the whole exercise will depend on how much time you have. (2 to 5 minutes' time is needed to finish the page.)

Games/Activities: Games/Activities: Normally games are played after children's work pages are complete. See: Aleph-Bet Hebrew Letter Practice: Letters 6 through 10 (Say, Trace and Write) on page 61.

Prayer and Praise to the Lord

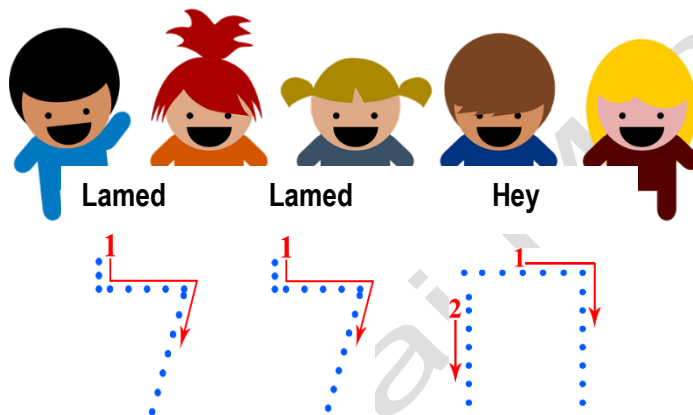
(Thank you ...Bless you...)

PEACE: Even when I don't understand, **thank you for PEACE that is like a quiet stream flowing through a green meadow that your Holy Spirit causes to flow through me.**

1. Let's thank God for one thing He has blessed you with this week.

Write your thank you here: _____

PRAISE is a way to THANK GOD for HIS Goodness to us and others.



Praise word: Hallel

SHOW JOY, AND CELEBRATE. Hallel is a primary Hebrew root word for praise. Our word "hallelujah" comes from this root word. It means "to be clear, to shine, to boast, to show, to rave, and celebrate." The Hebrew letters in the Hebrew word "Praise" (Hallel) mean Behold, the tongue, the tongue is created to Praise!

Psalm 113:1-3 (NKJV)

- ¹ Praise the LORD. Praise the LORD, you his servants; praise the name of the LORD.
- ² Let the name of the LORD be praised, both now and forevermore.
- ³ From the rising of the sun to the place where it sets, the name of the LORD is to be praised.

Life Verse Practice: Isaiah 41:10 (NOG) (Say, Sing, or Game to Practice)




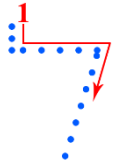

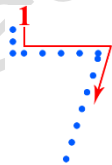
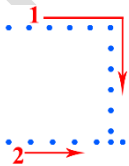
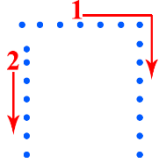
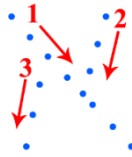

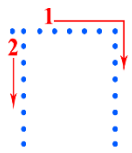
¹⁰ Fear not, for I am with you; Be not dismayed, for I am your God.
I will strengthen you, Yes, I will help you,
I will uphold you with My righteous right hand.'

Hebrew/English	<div> <div>← Write and read Hebrew from right to left ←</div> <div>Start here</div> </div>
Adonai, (LORD / YHVH The Name, The Merciful One)	<div> <div>Hey</div> <div>Vav</div> <div>Hey</div> <div>Yood</div> </div>
Practice Writing	
ELOHIM (Aloheem, Creator God)	<div> <div>Mem</div> <div>Yood</div> <div>Hey</div> <div>Lamed</div> <div>Aleph</div> </div>
Practice Writing	
Yeshua (Salvation, Jesus) (Son of God)	<div> <div>Ayin</div> <div>Vav</div> <div>Sheen</div> <div>Yood</div> </div>
Practice Writing	
Ruahk Hakodesh (Holy Spirit of God)	<div> <div>Sheen</div> <div>Dalet</div> <div>Vav</div> <div>Qoof</div> <div>Hey</div> <div>Chet</div> <div>Vav</div> <div>Reysh</div> </div>
Practice Writing	



Choice to be
a friend of God



Hebrew /English	 Write and read Hebrew from right to left  Start here
LECH LECHA (Go)	<div>Final Kaf</div>  <div>Lamed</div>  <div>Final Kaf</div>  <div>Lamed</div> 
Practice Writing	
A-hav (Love)	<div>Veit</div>  <div>Hey</div>  <div>Aleph</div> 
Practice Writing	
Chen (Favor, Grace)	<div>Final Noon</div>  <div>Chet</div> 
Practice Writing	

Go (Lech Lecha) לך לך

Gen. 12-17 ~ Is. 40:27-41:16 ~ Matt 5-7

We all make choices every day. There are so many choices – should I eat ice cream or salad; should I obey my mom, or just do what I want?? It is important that we make the right choices, because **all choices have consequences!** We know what the right choices are when we know what God says. Today we are going to go on an adventure and learn about some choices Abram made. Just like us, Abram had to make some hard choices. Let's see how Abram's choices turned out.



One day Abram was with his family and he heard God speak. God said, "Get out of your country, from your family and from your father's house, to a land that I will show you." (Gen. 12:1) Do you think that would be a hard choice to make? Yes! Would you leave everything you are familiar with and leave the people you love and obey God's voice? Well, listen to what Abraham did.



Abraham departed – **he left** – as God had told him to. Only Sarai, his wife and Lot his nephew and some helpers went with him. And they traveled to a new land that they had never seen before. (Gen. 12:4) That must have been quite an adventure! They didn't have cars or buses to travel on, they only had camels and donkeys. But off Abram went. Abram made a choice to obey God.

Was God happy about this choice Abram made? Listen to the promise God made to Abram after he made the choice to obey:

"Then the LORD appeared to Abram and said, To your descendants I will give this land." (Gen. 12:7)

Now that was a double promise, because you have to have children to have descendants and Abram had no children! Was God promising Abram that he would have children? Also, though Abram left everything, now, God promised to give him all this new land!!

ABRAM MADE THE RIGHT CHOICE TO OBEY GOD!

Even though Abram made the right choice, he still had hard things to go through in his life. There was a famine in the land where Abram was living. Famine means that there is almost nothing to eat. So, Abram packed up again, and he and Sarai and Lot moved down to Egypt, where there was plenty of food.



And something crept into Abram's mind. Do you know what it was? It was **FEAR**.

Well, Sarai, Abrams wife was beautiful – so you ask, why would that make Abram afraid? Listen to what Abram said: Therefore, it will happen, when the Egyptians see you, that they will say, this is his wife and **they will kill me**, but they will let you live. (Gen. 12:12) Abram was afraid he would be killed if the Egyptians knew that Sarai was his wife!



Because he was so afraid, Abram made a choice not to tell the truth He did not tell Pharaoh that Sarai was his wife, and Pharaoh took her to his house because she was beautiful.

Oh, that is bad! But the Lord protected Sarai by sending a terrible illness to Pharaoh and his whole house!

Pharaoh knew that this terrible illness was because of Abram, and Pharaoh **scolded** Abram, gave Sarai back to Abram and sent them on their way! (Gen. 12:18-20)

When you have to make a hard choice to tell the truth and you feel afraid, remember this amazing promise is for YOU:

Fear not, for I am with you; Be not dismayed, for I am your God. I will strengthen you. Yes, I will help you. I will uphold you with My righteous right hand. for I, the LORD your God will hold your right hand, saying to you, Fear not I will help you. (Isa. 41:10, 13)



Why can you be brave? Who is going to strengthen you and help you and hold you with His righteous right hand? Who is going to hold your hand??? GOD! This is a promise you want to remember – because you can always trust the LORD!

Eventually, the famine ended and Abram and Lot went back to the land. But there was **another problem**. Abram and Lot had so many sheep, that the land they shared did not have enough grass on it to feed all the sheep. Somebody had to leave and go somewhere else with their sheep.



Have you ever let your brother or sister or friend choose first, and then you give them the best? Is that hard or easy to do? That is hard to do!

Well, that's what Abram did for Lot. Even though Abram could have chosen the "best" for himself, he let Lot choose the best, and Abram let him take it!! (Gen. 13:10) What was the good choice that Abram made? He let Lot choose.

And do you know what God did? God gave Abram another promise! He said, I will give you and all your children this land **FOREVER!** AND I will give you **as many children as there is dust on the earth!!!**

WOW! WHAT A PROMISE. (Gen.13:15,16)

But the adventure did not end there! Lot left and settled in his new land, and **WAR** broke out between **9 kings!** Lot was snatched up and taken away by the bad kings in the war. One man, who had also been taken captive, **escaped** and ran to tell Abram what had happened. His nephew, Lot had been kidnapped!

What would you do if you had no army? Would you go and help Lot? Well, Abram had a hard decision to make! He was a shepherd and had no army. Do you think Abram remembered God's great promise to be with him and help him? He must have. He took 318 of his servants, he gave them weapons, and they went to fight all of those kings and their armies and rescue Lot! (Gen. 14:14)



Abram and his servants bravely attacked the mighty armies, and they **WON!** They rescued Lot and all the women and people the kings' armies had taken. (Gen. 14:16)



Did God notice Abram's brave choice? OH, YES! God sent the Priest of the **MOST HIGH GOD, MELCHIZEDEK, TO BLESS ABRAM!!!** The last words of the blessing were: And blessed be **God Most High who has delivered your enemies into your hand!** (Gen. 14:20)

So, Abram fought, but **WHO GAVE HIM THE VICTORY? God!!!!**

Remember God's promise? **FEAR NOT, I WILL HELP YOU!**

Do you see how God helped Abram when he went to fight against all those kings?

Do you know another amazing way God blessed Abram? In Isaiah 41:8 **God called Abram HIS FRIEND!** Did you know that God wants **you** to be His friend, too? What makes you a friend to someone? Friends walk and talk with each other. Friends are reliable, you can trust your friend. Friends make choices that make the other person's heart happy. How do we make God's heart happy? We make God's heart happy by Obeying Him and by Talking to Him. What other ways can we make God's heart happy?

Isaiah 41:8

God called Abram HIS FRIEND!



Abram is also called the **father** of our faith! (Gal. 3:7,9) Why would he be called the father of our faith? Because Abram chose to **believe God**. Gen. 15:6 says...Abraham believed God and it was accounted to him for **righteousness**. Even though Abram was not perfect, God saw that he **believed Him**. When we believe God, it makes God's heart happy, and **God gives us His righteousness**.

Abram had many more adventures, and made many more right choices, and God blessed him in the most amazing way. Listen to this: Now you all know that Yeshua is God's Son. God sent His Son to live on the earth as a man. All men have grandpa's—right? Well, Yeshua had grandpa's too. And guess who is Yeshua's

great, great, great, great, great..... Grandpa ----

Yes, **It is Abraham!!** God made Abraham the grampa of Jesus.

What an amazing reward!

Matt. 1:1 tells us the relatives of Jesus.

The book of the (relatives) (genealogy) of Jesus Christ, the Son of David, and **Son of Abraham**.

God blessed Abram in many, many ways.

When you choose to believe God, God will count you as righteous too, and you can have many adventures with God, and you can be God's friend as Abram was.

NOW THAT IS A BIG DEAL!

CHOOSE TO BE A FRIEND OF GOD

TORAH (God's Teachings / Laws) Genesis 12:1-4 (NIV)

The LORD had said to Abram, "Go from your country, your people and your father's household to the land I will show you.

²"I will make you into a great nation, and I will bless you; I will make your name great, and you will be a blessing.

³I will bless those who bless you, and whoever curses you I will curse; and all peoples on earth will be blessed through you."

⁴So Abram went, as the LORD had told him; and Lot went with him. Abram was seventy-five years old when he set out from Harran.

1. The LORD asked Abram to leave his _____ ,
his _____ and his _____ household.
2. The LORD promised Abram (4) things. (Circle Answers in verse 2)
3. Circle who would be blessed through Abram?
4. Who went with Abram? _____
5. How old was Abram when he left his father's household in Harran? _____



TORAH (God's Teachings / Laws) Genesis 12:7 (NKJV)

⁷ Then the Lord appeared to Abram and said,
"To your descendants I will give this land..."

6. What did the LORD promise Abram and his descendants?
(Circle your answer)



TORAH (God's Teachings / Law) Genesis 12:10-12 (NIV)
Abram in Egypt

¹⁰ Now there was a famine in the land,
 and Abram went down to Egypt to live there for a while
 because the famine was severe.

¹¹ As he was about to enter Egypt, he said to his wife Sarai,
 "I know what a beautiful woman you are.

¹² When the Egyptians see you, they will say, 'This is his
 wife.' Then they will kill me but will let you live."



1. Why was Abram afraid? (Circle Answer)

TORAH (God's Teachings / Law) Genesis 12:18-20 (NIV)

¹⁸ So Pharaoh summoned Abram. "What have you done to
 me?" he said. "Why didn't you tell me she was your wife?

¹⁹ Why did you say, 'She is my sister,' so that I took her to be
 my wife? Now then, here is your wife. Take her and go!"

²⁰ Then Pharaoh gave orders about Abram to his men, and
 they sent him on his way, with his wife and everything he had.



2. Abram was afraid, and he made a bad choice. He _____ to Pharaoh.

(Circle what he said)

3. When Pharaoh found out Abram lied to him what did he do? (Circle Answer)

TORAH (God's Teachings / Law) Genesis 13:8-12 (NIV)

⁸ So Abram said to Lot, “Let’s not have any quarreling between you and me, or between your herders and mine, for we are close relatives.


⁹ Is not the whole land before you? Let’s part company. If you go to the left, I’ll go to the right; if you go to the right, I’ll go to the left.”

¹⁰ Lot looked around and saw that the whole plain of the Jordan toward Zoar was well watered, like the garden of the LORD, like the land of Egypt. (This was before the LORD destroyed Sodom and Gomorrah.)

¹¹ So Lot chose for himself the whole plain of the Jordan and set out toward the east. The two men parted company:

¹² Abram lived in the land of Canaan, while Lot lived among the cities of the plain and pitched his tents near Sodom.

1. What is the GOOD CHOICE ABRAM made?
(Underline 2 choices Abram made.)
2. Where did LOT choose to live? (Circle Answer)
3. What land did Abram live in? _____



Choose which way

TORAH (God's Teachings / Law) Genesis 13:14-17 (NIV)


¹⁴ The LORD said to Abram after Lot had parted from him,
“Look around from where you are, to the north and south,
to the east and west.

¹⁵ All the land that you see I will give to you and your
offspring forever.

¹⁶ I will make your offspring like the dust of the earth, so
that if anyone could count the dust, then your offspring
could be counted.

¹⁷ Go, walk through the length and breadth of the land, for I
am giving it to you.”

ANOTHER PROMISE!



1. THE LORD asked Abram to look where? _____ and _____,
to the _____ and _____.
2. What was the LORD's promise for all that Abram saw? (Circle Answer)
3. What was Abraham commanded to do? (Underline answer)

Draw a picture of what Abraham's face looked like when he thought about having that many descendants.

TORAH (God's Teachings / Law) Genesis 14:11-13 (NIV)

¹¹ The four kings seized all the goods of Sodom and Gomorrah and all their food; then they went away.

¹² They also carried off Abram's nephew Lot and his possessions, since he was living in Sodom.

¹³ A man who had escaped came and reported this to Abram the Hebrew. Now Abram was living near the great trees of Mamre the Amorite, a brother of Eshkol and Aner, all of whom were allied with Abram.

1. Circle what happened to Abram's nephew.

TORAH (God's Teachings / Law) Genesis 14:16-20 (NIV)

¹⁶ He recovered all the goods and brought back his relative Lot and his possessions, together with the women and the other people.

¹⁸ Then Melchizedek king of Salem brought out bread and wine. He was priest of God Most High,

¹⁹ and he blessed Abram, saying,

"Blessed be Abram by God Most High, Creator of heaven and earth.

²⁰ And praise be to God Most High, who delivered your enemies into your hand."

Then Abram gave him a tenth of everything.



2. Abram recovered all the _____ and brought back his relative _____ and his possessions, and the other _____.
3. Then Abram received a blessing from Melchizedek king of Salem. (Circle the blessing)
4. What did Abram give God Most High through King Melchizedek? (Circle the answer)

HAFTARAH (Prophets / Writings) Isaiah 41:8, 10-13

⁸ “But you, Israel, my servant, Jacob, whom I have chosen, you descendants of Abraham my friend,

¹⁰ So do not fear, for I am with you; do not be dismayed, for I am your God.
I will strengthen you and help you; I will uphold you with my righteous right hand.

¹¹ “All who rage against you will surely be ashamed and disgraced;
those who oppose you will be as nothing and perish.

¹² Though you search for your enemies, you will not find them.
Those who wage war against you will be as nothing at all.

¹³ For I am the LORD your God who takes hold of your right hand
and says to you, Do not fear; I will help you.

1. Underline God's Promises.

Draw your face here as a friend of God.

GOD called Abram His Friend!



BRIT CHADASAH (New Testament) MATTHEW 5:1-9 "Friends of Yeshua"

Underline what **Yeshua (Jesus)** asks you to do and circle what you receive.

Now when **Yeshua (Jesus)** saw the crowds, He went up on a mountainside and sat down. His disciples came to Him,

² and He began to teach them. He said:

³ "Blessed are the poor in spirit, for theirs is the kingdom of heaven.

⁴ Blessed are those who mourn, for they will be comforted.

⁵ Blessed are the meek, for they will inherit the earth.

⁶ Blessed are those who hunger and thirst for righteousness, for they will be filled.

⁷ Blessed are the merciful, for they will be shown mercy.

⁸ Blessed are the pure in heart, for they will see God.

⁹ Blessed are the peacemakers, for they will be called children of God.



Match the words with the definition below:

- | | |
|---|---------------------------------------|
| 1. Poor In Spirit | -Seek God First, Choose To Do His Way |
| 2. Merciful | -Humble, Gentle, Self-Controlled |
| 3. Meek | -Know That You Need God |
| 4. Hunger And Thirst For Righteousness | -Forgive Others |
| 5. How does doing these things help us please God's heart and make us good friends? | |

Abram Father of our Faith

Genesis 15:6 (NKJV)

⁶And he believed in the LORD, and He accounted it to him for righteousness.



1. Abram made Hard Choices to follow God.
Will you choose to believe GOD and follow HIS WORD?
Yes or No



Games and Activities Teacher Instructions

For each of the lessons one of the games has been suggested to re-enforce the theme of the lesson. We have used the following games in a variety of ways. You can use the game suggested or choose another which fits your students and your time frame.

A list of general games that can be used for any/all lessons is included on pages 255-256.

Aleph-Bet Game

We divided the Aleph-Bet into groups of 5 letters so students can learn them in sections. This makes it easier to remember and does not overwhelm them. Each game comes with a set of instructions. It is suggested that you start with the first set of 5 letters with lesson 2 of Noah (Noach) and use the next 4 sets with the following lessons.

1. We start by saying the letter and the letter's value. Example: Gimel is 3.
2. Then we say the sound the letter makes. Example: Gimel says "guh" as in "girl".
3. Then say the meaning of the letter is "camel, pride, to lift up".
4. Finally, we trace or write the letter.
5. As an option you can cut the page into the designated rectangles and then scramble and have the children put them in the right order.
6. For advanced scramble, cut the rectangle in half, separating the letter, value and meaning from the writing letter. Scramble all the pieces and have the students assembly in correct order.

You can use these lessons more than once and we have found that the students learn them quickly. This seems to be a "favorite" for the students and can be used as a writing page or cut up and used as an activity scramble game. Directions for the scramble game are provided at the top of the Aleph-Bet Hebrew Letter Practice page 61.

TIC TACK TOE


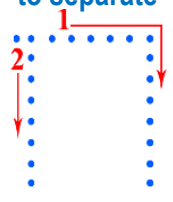


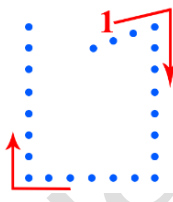
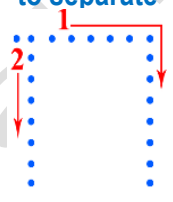

1. Compile a list of questions covering information you and the children have learned in the lesson. (See page 1~ 5. Reinforcing the WORD to Build "Banah" lives to begin questions.)
2. Organize teams. If you have a large number of children, you can have several Tic Tack Toe grids being played at once. If possible keep the teams small in number – 3 to 4 children on a team gives each one more opportunity to answer a question and choose a box to put their X or O in.
3. Have large Tic Tack Toe grids on the board or large paper at front of room.
4. Alternate questions by team.
5. If correct answer is given the child answering puts an X or an O in the box, they choose until one team has 3 of the same letter in a row and wins.

Aleph-Bet Hebrew Letter Practice

Letters 6 through 10 (Say, Trace and Write)

- Say the name of each letter, say the value of the letter, say the sound the letter makes, say the meaning of the letter and trace the letter three times.
- Say the name of each letter say, value of letter and write letter.
- As an option, you can cut the page into the designated rectangles and then scramble and have the children put them in the right order.

Hebrew is read and written from right to left.  **START HERE!**

	Yood = 10 Y as in yes hand closed 	Tet = 9 T as in time snake, surround 	Chet = 8 Ch as in Bach fence, inner room, to separate 	Zayin = 7 Z as in zebra weapon, cut, cut off 	Vav = 6 V as in vine nail, peg, and, to secure, man 
	Yood = 10 Y as in yes hand closed 	Tet = 9 T as in time snake, surround 	Chet = 8 Ch as in Bach fence, inner room, to separate 	Zayin = 7 Z as in zebra weapon, 	Vav = 6 V as in vine nail, peg, and, to secure, man 
	Yood = 10 Y as in yes hand closed 	Tet = 9 T as in Time snake, surround 	Chet = 8 Ch as in Bach fence, inner room, to separate 	Zayin = 7 Z as in zebra weapon, 	Vav = 6 V as in vine nail, peg, and, to secure, man 
	Yood - 10	Tet - 9	Chet - 8	Zavin - 7	Vav - 6

El Shaddai Ministries