

# Teacher's Lesson Flow: Ekev "Consequence/Because" עקב

## Deuteronomy 7:12-11:25 ~ Isaiah 49:14-51:3 Acts 6-7

### Life Verse Practice: Hebrews 13:6 (NKJV)

So we may boldly say: "The Lord *is* my helper; I will not fear. What can man do to me?"

5.

### Reinforcing the WORD to Build "Banah" lives

- a. Quickly review Prayer and Praise Words to Thank YHVH God.
- b. Review Life Verse: Hebrews 13:6.
- c. Review Hebrew letters and vocabulary.
- d. Do you remember YHVH God is a Loving, Caring and Helpful Father to you?
- e. What did Moses remind YHVH God of?
- f. Do you ever feel lonely and forgotten?
- g. Do you remember God's promises to you?
- h. Does God keep His promises to you?

4.

### New Testament "B'rit Chadashah"

- a. Remember what miracles God has done  
- Acts 7:1-8
- b. Cast cares upon the LORD;  
He will not forsake you  
- 1 Peter 5:7; Hebrews 13:5b

Remember  
what YHVH  
God has done;  
HE keeps HIS  
Promises!

1.

**Start Here**

### PRAISE "Hallel"

- a. Practice Prayer and Praise Words to the Lord Including the Fruit of the Spirit Definition and Hebrew Praise Word.
- b. Life Verse Practice
- c. Hebrew Writing Practice
- d. Read Story

Children's work pages begin here!

2.

### God's Teachings / "Torah"

- a. Remember the commandments  
- Deuteronomy 9:12-17
- b. Moses reminds God  
- Deuteronomy 9:25-29; 10:1-5
- c. God remembered His people  
- Deuteronomy 9:11-10:5
- d. God keeps His promises - Genesis 18:14

3.

### Prophets/Writings "Haftarah"

- a. God's promise to Israel  
- Isaiah 51:11,12
- b. Israel would feel forgotten  
- Isaiah 49:14-16

## Teacher's Special Instructions

We start with a lesson on the Hebrew language. We will both write and speak Hebrew.

We do this for two reasons:

- 1) All students are at the same level in learning a new language, and they enjoy it.
- 2) It gives the students a chance to learn biblical truths embedded in the original language of the Hebrew Scriptures (Old Testament). Start by pointing out they are used to reading from left to right, but Hebrew reads from right to left. They also will need to write Hebrew from right to left.

### Materials and Vocabulary:

- a. White board, black board or large easel and paper
- b. Markers
- c. Handouts or writing paper for the students
- d. Pens or pencils for the students
- e. The words used on their Hebrew writing pages are all words that are related to each individual lesson. Generally, a Hebrew word is chosen from the lesson and emphasized each week, both to teach character and increase understanding of the concepts being taught. New words will be in the box on the upper right of this page. Various names of God will also be taught in Hebrew.

#### New Hebrew words transliterated

Ekev (Because)

SHEMA (Hear and Do)

Zachar (Remember)

### Preparation:

- a. Choose 2 or 3 Hebrew words from the Hebrew writing page(s). On the board, write the words in English and in the transliterated form given in the left column of the Hebrew writing page(s).
- b. Leave space to write the word in Hebrew.
- c. Explain that the letters they see on the page are written in book print like they might see on a sign, or that they would print themselves.

### Procedure:

- a. Demonstrate the writing procedure of two or three Hebrew words on the board. Have the students follow your directions on their work pages. Be sure to point out the special features of each letter.
- b. Then have the students try a few words on their own, or complete the rest of the page. The ability to finish the whole exercise will depend on how much time you have. (2 to 5 minutes time is needed to finish the page.)

#### Israeli street sign



**Games/Activities:** Normally games are played after children's work pages are complete.

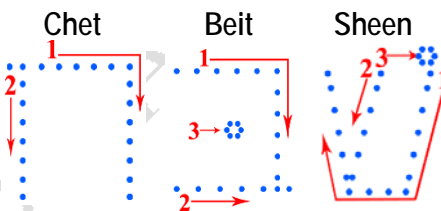

## Prayer and Praise Words

(Thank you ...Bless you...)

JOY: Thank you, Lord for the JOY of the Holy Spirit that bubbles up inside and springs into praise for all the wonderful blessings that come from YOU!

1. Let's thank God for one thing He has blessed you with this week.
  - Whisper a Thank you to the Holy Spirit for giving you JOY that bubbles up inside and springs into praise for \_\_\_\_\_.
  - Shout a Thank you to the Holy Spirit for giving you a wonderful blessing of \_\_\_\_\_.

PRAISE is a way to THANK GOD for HIS Goodness to us and others.



Praise word: Shabach

EXPRESS to Shout

Shabach means to shout, to address in loud tone, to command, to triumph.

Psalm 145:4 (NKJV)

One generation shall praise Your works to another, and shall declare Your mighty acts.

Life Verse Practice: Hebrews 13:6 (NKJV)

So we may boldly say: "The Lord *is* my helper; I will not fear. What can man do to me?"

## Ekev – Consequences עקב

### Deuteronomy 7:1-12 ~ Isaiah 49:14-51:3 ~ Acts 6-7

Do you ever remember and just think about all the good things about God and what He has done for you?



Moses is helping the people of Israel to remember what God has done. Moses was remembering what happened when God first gave Israel the 10 Commandments saying, I was up on the mountain where God was 40 days and 40 nights, and I didn't eat or drink in all that time. The Lord gave me 2 stone tablets that He had written on with His own finger – God's own finger wrote the

commandments on the stone tablets. (Deuteronomy 7:12-9:10)

Then God said to Moses – **Hurry**, go down the mountain. The people are acting corruptly! God wanted to destroy them. They had made a golden calf and were *worshipping it!!* When Moses saw this he threw the 2 tablets down, breaking them to pieces. (What would you do if you were Moses?) Moses fell on his face before the LORD and prayed that God would **forgive** Aaron and the people and that God would **remember his promises to Abraham Isaac and Jacob**, and **take these people into the Land** He had promised. Moses said, Remember that these are **Your people**, LORD, whom **You brought out of Egypt** with Your mighty power.



(What did Moses remind God?)



So the Lord then said to Moses: Make 2 new tablets like the first and make an ark of wood and bring them up to Me, and I will write on the tablets the words that were on the first tablets which you broke!

Moses obeyed, doing all God had said, then he came down the mountain and put the tablets in the ark just as God commanded. And God remembered His people and His promises to Abraham, Isaac

and Jacob. (Deuteronomy 9:11-10:5)

What do you learn in Moses' prayer for God's people?

God made promises to Jerusalem. One promise said, For God will save Zion and build the cities of Judah that they may dwell there and possess it. Also the descendants of His servants shall inherit it. And those who love his name shall dwell in it. (Psalms 69:35-36)

In another promise He said, The ransomed of the LORD **shall return and come to Zion** with singing with everlasting joy on their heads....sorrow and sighing shall flee away. (Isaiah 51:11,12)

But the prophet Isaiah also saw a time when Zion would be destroyed – oh no! And Zion talked and said, The Lord has forsaken me. And My Lord has forgotten me.

Have you ever felt lonely and forgotten? Did you remember God's Promises to you?



This is what God said to Zion: Can a woman forget her nursing child and not have compassion on the son of her womb? Yes, they may forget!

**Yet I will not forget you!**

See I have inscribed you on the palms of My hands; Your walls are continually before Me. (Isaiah 49:15-16)

Did God remember His promises? Oh yes. In our day, He **has brought His people back to Zion**, and **Zion has been built up** – Just as God said it would be!!!

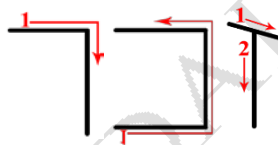


God made a promise to Abraham that he would have a son, but Abraham's wife, Sarah grew too old to have a baby. So had God forgotten His promise to Abraham? (Acts 7:1-8) If God waits a long time to do something, does that mean He forgot? Oh NO! God never forgets His word!

When Sarah was 90 years old and Abraham was 100 years old, they had a son, named Isaac – the son God had promised them!

God does miracles to keep His promises! Is anything too hard for the LORD? (Genesis 18:14)

Zaachar means remember!



(reysh, caaf, zayin)

If you take the meaning of the Hebrew letters and put them in a sentence, this word means

**Your weapon is to remember the open hand of the Highest One!**



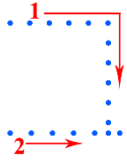
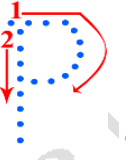
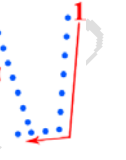
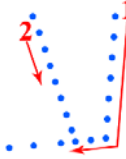
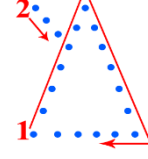
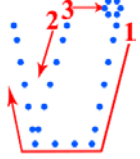
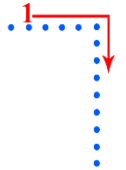
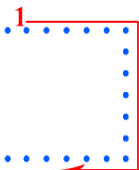

He always keeps His promises – HE REMEMBERS!

Here is a promise for you:

Cast all your care upon Him, for He said, I will never leave you nor forsake you. (I Peter 5:7 ~ Hebrews 13:5b ~ Deuteronomy 31:8)

How will you remember God's promises to you this week?

Remember what YHVH God has done; HE keeps HIS Promises!

Hebrew/English	 Write and read Hebrew from right to left.  Start here
Ekev (Consequences)	<div style="display: flex; justify-content: space-around; align-items: flex-start;"> <div style="text-align: center;"> <p>Veit</p>  </div> <div style="text-align: center;"> <p>Koof</p>  </div> <div style="text-align: center;"> <p>Ayin</p>  </div> </div>
Practice Writing	
Shema (Hear and Do)	<div style="display: flex; justify-content: space-around; align-items: flex-start;"> <div style="text-align: center;"> <p>Ayin</p>  </div> <div style="text-align: center;"> <p>Mem</p>  </div> <div style="text-align: center;"> <p>Sheen</p>  </div> </div>
Practice Writing	
Zaachaar (remember)	<div style="display: flex; justify-content: space-around; align-items: flex-start;"> <div style="text-align: center;"> <p>Reysh</p>  </div> <div style="text-align: center;"> <p>Caaf</p>  </div> <div style="text-align: center;"> <p>Zayin</p>  </div> </div>
Practice Writing	



Do you remember what YHVH God gave to Moses?



1. What was the gift written on? \_\_\_\_\_
2. How long did Moses wait for the gift? \_\_\_\_\_ DAYS and \_\_\_\_\_ NIGHTS
3. Who wrote the gift to the people of Israel? \_\_\_\_\_
4. What did YHVH God use to write the gift? HIS \_\_\_\_\_
5. What was the name of the gift? - Tables of the \_\_\_\_\_

Find Answers in [TORAH \(God's Instructions/Laws\) Deuteronomy 9:7-11](#)

6. What did the people of Israel do while they waited for Moses to return? \_\_\_\_\_
7. What did Moses do when he saw the people of Israel worshipping the golden calf?
8. Moses threw the 2 Tablets down, and \_\_\_\_\_ them to pieces.

Find Answers in [TORAH \(God's Instructions/Laws\) Deuteronomy 9:12-17](#)



When the people of Israel sinned against YHVH God, and Moses prayed that God would forgive Aaron and the people of Israel, what promise did Moses remind the LORD God about? READ ALOUD [TORAH \(God's Teachings/Laws\) Deuteronomy 9:27-29.](#)

<sup>27</sup> Remember Your servants, Abraham, Isaac, and Jacob;

do not look on the stubbornness of this people, or on their wickedness or their sin,

<sup>28</sup> lest the land from which You brought us should say, "Because the LORD was not able to bring them to the land which He promised them, and because He hated them, He has brought them out to kill them in the wilderness."

<sup>29</sup> Yet they *are* Your people and Your inheritance, whom You brought out by Your mighty power and by Your outstretched arm.'



The LORD God forgave  
the people of Israel.

The LORD gave Moses  
the gift again.



### TORAH (God's Instructions/Laws) Deuteronomy 10:3-5 (NKJV)

<sup>3</sup> "So I made an ark of acacia wood, hewed two tablets of stone like the first, and went up the mountain, having the two tablets in my hand.


<sup>4</sup> And He wrote on the tablets according to the first writing, the Ten Commandments, which the LORD had spoken to you in the mountain from the midst of the fire in the day of the assembly; and the LORD gave them to me.

<sup>5</sup> Then I turned and came down from the mountain, and put the tablets in the ark which I had made; and there they are, just as the LORD commanded me."

The LORD GOD remembered HIS promise to Abraham, Isaac, Jacob  
and the people of Israel.

Moses helped  
the people of Israel  
remember what YHVH  
God had given to them!

Do you ever remember  
what YHVH God  
has given you?



Commandments 1 through 4 are about the LORD God.

Commandments 5 through 10 are about you and others.

Can you remember what the Ten Commandments are and say them aloud?





### Sin has consequences

The Prophet Isaiah saw a time  
when Zion (Jerusalem) would be destroyed  
because the people of Israel rebelled  
against the LORD God.

### HAFTARAH (Prophets/Writings) Isaiah 49:14

But Zion (Jerusalem's people) said, "The LORD has forsaken me,  
And my Lord has forgotten me."

Did the LORD remember His Promises?

### HAFTARAH (Prophets/Writings) Isaiah 49:16 (NKJV)

<sup>16</sup> See, I have inscribed you on the palms of My hands; Your walls are continually before Me.

### HAFTARAH (Prophets/Writings) Isaiah 51:11-12 (NKJV)

<sup>11</sup> So the ransomed of the LORD shall return, And come to Zion with singing,  
With everlasting joy on their heads. They shall obtain joy and gladness;  
Sorrow and sighing shall flee away. <sup>12</sup> "I, even I, am He who comforts you. ...



Have you ever felt forsaken and forgotten?

Do you remember Life Verse Hebrews 12:6 says?

So we may boldly say: "The Lord *is* my helper; I will not fear. What can man do to me?"

Did you pray and ask the LORD God for help?


Did you need to ask the LORD God to forgive you for something?

Did the LORD keep HIS promise to help you, forgive you and give you

HIS LOVE, PEACE, and JOY?



Copyright © 2017 Sherry Lush, Karen L. Cowen, and Debora Sikes



If the LORD God  
waits a long time to do something,  
Does that mean HE forgot?

### BRIT CHADASHAH (New Testament) Acts 7:1-8 (NKJV)

Do you know the promises Stephen remembered about Abraham?

<sup>1</sup> Then the high priest said, "Are these things so?" <sup>2</sup> And he said, "Brethren and fathers, listen: The God of glory appeared to our father Abraham when he was in Mesopotamia,  
before he dwelt in Haran,

<sup>3</sup> and said to him, 'Get out of your country and from your relatives, and come to a land that I will show you.'

<sup>4</sup> Then he came out of the land of the Chaldeans and dwelt in Haran. And from there, when his father was dead, He moved him to this land in which you now dwell.

<sup>5</sup> And God gave him no inheritance in it, not even *enough* to set his foot on.

But even when Abraham had no child, He promised to give it to him for a possession, and to his descendants after him.


<sup>6</sup> But God spoke in this way: that his descendants would dwell in a foreign land, and that they would bring them into bondage and oppress *them* four hundred years.

<sup>7</sup> 'And the nation to whom they will be in bondage I will judge,' said God, 'and after that they shall come out and serve Me in this place.'

<sup>8</sup> Then He gave him the covenant of circumcision; and so Abraham begot Isaac and circumcised him on the eighth day; and Isaac begot Jacob, and Jacob begot the twelve patriarchs.



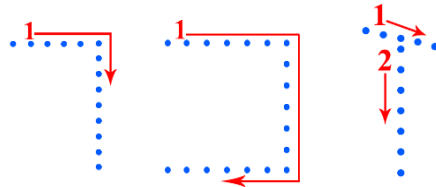
God never forgets HIS Word!




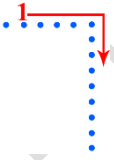


The LORD gave Abraham descendants, his son Isaac and his grandson Jacob and his great grandsons the 12 tribes of Israel and many more.

The LORD God gave Moses to the people of Israel to lead them out of Egypt to the promised land.

Zaachaar means remember!



Your weapon is to remember the open hand of the Highest One!

Hebrew/English	Read Hebrew letters and write from right to Left		
	 <span>Start Here</span>		
Zaachaar/ Remember		Reysh 	Caaf 
Write Hebrew		Zayin 	

BRIT CHADASHAH (New Testament) Hebrews 13:5(NKJV)

<sup>5</sup> *Let your conduct be without covetousness; be content with such things as you have. For He Himself has said, "I will never leave you nor forsake you."*

Life Verse: Hebrews 13:6 (NKJV)

*So, we may boldly say: "The Lord is my helper; I will not fear. What can man do to me?"*

BRIT CHADASHAH (New Testament) 1 Peter 5:6-7 (NKJV)

<sup>6</sup> Therefore humble yourselves under the mighty hand of God, that He may exalt you in due time, <sup>7</sup> casting all your care upon Him, for He cares for you.

**Barook (Blessing):**

**May Elohim bless you with a will that quickly repents and turns and walks in His ways.**

Teacher note: You can bless the students at the end of the class with this blessing as a whole group or individually.)

## Games and Activities Teacher Instructions

For each of the lessons one of the games has been suggested to re-enforce the theme of the lesson. We have used the following games in a variety of ways. You can use the game suggested or choose another which fits your students and your time frame.

A list of general games that can be used for any/all lessons is included starting on page 193.

### Sing the Shema

Review the meaning of the Shema and then sing it as a class.

### 10 Commandment Game

Do the "Write the correct Name of the Hebrew Letter for each Commandment worksheet on page 199 to review.

### Attributes of God

Review the attributes of God using one of the games starting in the Appendices on page 205. We go over the Hebrew names and meanings and then do a scramble or "Find the Definition" worksheet on page 206.

### SCAVENGER HUNT

1. Divide into small teams – 2 to 3 children per team. Give each team a name or number.
2. Around the room, have answers to questions written out on 8 1/2 by 11 paper. Use large print that is easy to read.
3. Tape the questions around the room on the walls or on chair backs, etc.
4. Write out the answers on 8 1/2 x 11 paper and hand them out. No one can look at the questions or answers until you say, "Go"! (Be sure the team numbers or names are written on the back of the answers.)
5. Each team captain has tape.
6. As soon as the team finds the correct answer(s) to the question(s) they have, they tape it under the question.
7. The first team to have the largest number of matching questions and answers wins.