

## Teacher's Lesson Flow: Bo (Come) בוא

**Exodus 10:1-13:16 ~ Jeremiah 46:13-28 ~ John 1:29 and 3:1 ~ 1 John 1:14**

**Life Verse:** John 3:16 (NKJV)

<sup>16</sup> For God so loved the world that He gave His only begotten Son, that whoever believes in Him should not perish but have everlasting life.

**Life Verse Practice:** Ephesians 6:10-11 (NKJV) (Say, Sing, Game for Practice)

<sup>10</sup> Finally, my brethren, be strong in the Lord and in the power of His might. <sup>11</sup> Put on the whole armor of God, that you may be able to stand against the wiles of the devil.

5.

### Reinforcing the WORD to Build "Banah" lives

- Prayer and Praise Words to Thank YHVH God.
- Review Quickly Life Verse: John 3:16
- Review the Hebrew letters and vocabulary.
- How can you be saved?
- How do you become part of God's army?
- How do we show we love God?
- Who is in control of what happens in our lives?

**Start Here**

1.

### PRAISE "Hallel"

- Practice Prayer and Praise Words to the Lord  
Including the Fruit of the Spirit Definition and Hebrew Praise Word.
- Life Verse Practice
- Hebrew Writing Practice
- Read Story

Saved by the  
blood of the  
Lamb and part  
of the army of  
God

4.

### New Testament "B'rit Chadashah"

- The blood of Yeshua saves– John 3:16
- We can be a strong part of God's army – 1 John 2:14; Ephesians 6:10-11

3.

### Prophets/Writings "Haftarah"

- The Lord drives away armies that are against Him.  
– Jeremiah 46:14-15, 20-21
- Israel will have consequences for disobedience.  
– Jeremiah 46:27-28
- God will be with them.  
– Jeremiah 46:27-28

Children's work pages begin here!

2.

### God's Teachings/Law – "Torah"

- God's message to Pharaoh – "Let My People Go!"- Exodus 10:3
- Plagues show God's power and authority - Exodus 10:12-29
- Israel's preparation to leave –Exodus 11:1-3
- Obedience and the blood bring deliverance Exodus 12:12-13, 29-31
- Armies of God - Exodus 12:31, 40-42

## Teacher's Special Instructions

We start with a lesson on the Hebrew language. We will both write and speak Hebrew.

We do this for two reasons:

- 1) All students are at the same level in learning a new language, and they enjoy it.
- 2) It gives the students a chance to learn biblical truths embedded in the original language of the Hebrew Scriptures (Old Testament). Start by pointing out they are used to reading from left to right, but Hebrew reads from right to left. They also will need to write Hebrew from right to left.

### Materials and Vocabulary:

- a. White board, black board or large easel and paper
- b. Markers
- c. Handouts or writing paper for the students
- d. Pens or pencils for the students
- e. The words used on their Hebrew writing pages are all words that are related to each individual lesson. Generally, a Hebrew word is chosen from the lesson and emphasized each week, both to teach character and increase understanding of the concepts being taught. New words will be in the box on the upper right of this page. Various names of God will also be taught in Hebrew.

#### NEW HEBREW WORDS TRANSLITERATED

Bo (Come)

Daam (Blood)

Kesev (Lamb)

### Preparation:

- a. Choose 2 or 3 Hebrew words from the Hebrew writing page(s). On the board, write the words in English and in the transliterated form given in the left column of the Hebrew writing page(s).
- b. Leave space to write the word in Hebrew.
- c. Explain that the letters they see on the page are written in book print like they might see on a sign, or that they would print themselves.

### Procedure:

- a. Demonstrate the writing procedure of two or three Hebrew words on the board. Have the students follow your directions on their work pages. Be sure to point out the special features of each letter.
- b. Then have the students try a few words on their own, or complete the rest of the page. The ability to finish the whole exercise will depend on how much time you have. (2 to 5 minutes time is needed to finish the page.)

Israeli street sign



**Games/Activities:** Normally games are played after children's work pages are complete.

Discuss why we need to know who our God is and go over that page first. See: 13 Attributes of God "Find the Transliteration" on page 63.

## Prayer and Praise Words

(Thank you ...Bless you...)


**Goodness:** Thank you, Lord, that the truth of Your Word in my heart helps me to be pure as Your Holy Spirit guards me.

1. Let's thank God for one thing He has blessed you with this week.

Write your thank you here:

---

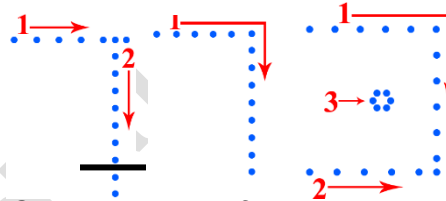
PRAISE is a way to THANK GOD for HIS Goodness to us and others.



Final Kaf

Reyesh

Bet



Praise word: Barak

Express Humility and Adoration!

Barak means “to kneel down, to bless God as an act of adoration.”

- Beit means House
- Reysh means a person, the head, the highest
- Kaf means palm, to cover, to open or allow

Barak could mean: What the household of the highest allows. To be blessed could mean: To do what the highest in the house allows. Is God the head of your house and your heart?

Psalm 95:6 (NKJV)

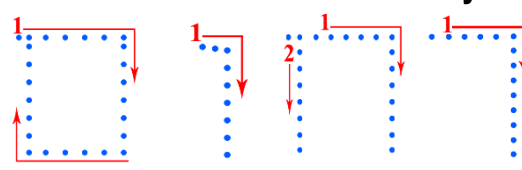
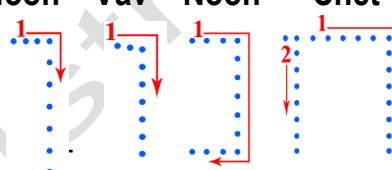
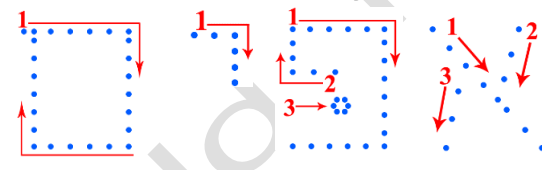
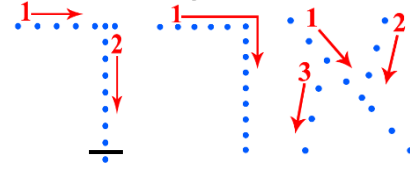
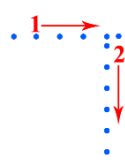
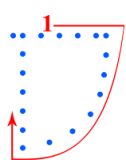
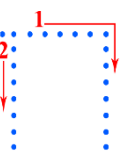
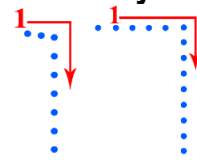
Oh come, let us worship and bow down; Let us kneel before the LORD our Maker.


Life Verse Practice: John 3:16 (NKJV) (Say, Sing, Game for Practice)

<sup>16</sup> For God so loved the world that He gave His only begotten Son, that whoever believes in Him should not perish but have everlasting life.

Life Verse Practice: Ephesians 6:10-11 (NKJV) (Say, Sing, Game for Practice)

<sup>10</sup> Finally, my brethren, be strong in the Lord and in the power of His might. <sup>11</sup> Put on the whole armor of God, that you may be able to stand against the wiles of the devil.

Hebrew/English	<div>← Write and read Hebrew from right to left. ← Start here</div>			
Rachum (Merciful, compassionate)	<div>Final Mem   Vav   Chet   Reysh</div> <div></div>			
Practice Writing				
CHANAN (Gracious giving favor to all)	<div>Final Noon   Vav   Noon   Chet</div> <div></div>			
Practice Writing				
EREK APAYIM (Slow to Anger)	<div>Final Mem   Yood   Pey   Aleph</div> <div></div>	<div>Final Kaf   Reysh   Aleph</div> <div></div>		
Practice Writing				
RAV CHESED (Loving and kind to all)	<div>Dalet</div> <div></div>	<div>Samek</div> <div></div>	<div>Chet</div> <div></div>	<div>Vav   Reysh</div> <div></div>
Practice Writing				




**Saved by the  
blood of the Lamb  
and part of the army of God**

Hebrew /English	<b>Write and read Hebrew from right to left</b> <b>Start here</b>
Bo (Come)	<div style="display: flex; justify-content: space-around; align-items: flex-start;"> <div style="text-align: center;"> <b>Aleph</b>  </div> <div style="text-align: center;"> <b>Vav</b>  </div> <div style="text-align: center;"> <b>Beit</b>  </div> </div>
Practice Writing	
Daam (Blood)	<div style="display: flex; justify-content: space-around; align-items: flex-start;"> <div style="text-align: center;"> <b>Final Mem</b>  </div> <div style="text-align: center;"> <b>Dalet</b>  </div> </div>
Practice Writing	
Kesev (Lamb)	<div style="display: flex; justify-content: space-around; align-items: flex-start;"> <div style="text-align: center;"> <b>Veit</b>  </div> <div style="text-align: center;"> <b>Sin</b>  </div> <div style="text-align: center;"> <b>Kaf</b>  </div> </div>
Practice Writing	

## Bo – Come בוא

Exodus. 10:1-13:16; Jeremiah. 46:13-28; John1:29&3:1; I John 1:14

Last week we saw seven plagues that God had brought on Egypt. He wanted His people released so they could serve him. But Pharaoh resisted God and would not let God's people go.



God wanted Moses to tell his son and his grandchildren all that He had done, so that people would know that He is LORD! Do you ever talk about the great things God has done? You know --- you can begin to practice doing that even today!

And now we will see that the plagues are not over. Moses and Aaron again went into Pharaoh saying, Let My people go, that they may serve Me, or I will send so many locusts they will cover the earth and eat all that is left. Pharaoh tried to discourage them by saying, The LORD had better be with you when I let you and your children go, for evil is ahead of you! Then he added that he would only allow the men to go and have a feast to the LORD. Sometimes there may be people who want to discourage you or make you fearful, but don't worry about them. Do what Moses did and keep doing what God tells you to do. (Ex.10:3-11)

After Pharaoh said these things Moses stretched out his rod over the land, and God sent so many locusts they covered the land just as He had warned. This plague was so terrible, Pharaoh begged Aaron and Moses to pray for God to forgive him, and they did pray. God heard them and caused a wind to blow all the locusts into the sea. But again Pharaoh's heart was hard, and he did not let God's people go! (Ex. 10:12-20)



So God sent the 9<sup>th</sup> plague of darkness – darkness so thick and black it could be **felt**! No one in Egypt left their house for 3 days because they couldn't see through this terrible darkness, BUT there was light in the houses of the children of Israel. At this point, Pharaoh decided that Moses could also take the children to worship the LORD, but he said they must leave their livestock. Moses said – NO WAY! The cows and the sheep and the donkeys must go with us. Pharaoh sharply replied, Get away from me. If you ever see my face again, you will die. Moses replied, I will never see your face again. (Ex. 10:21-29)

God told Moses that He would bring one more plague called the Passover. But before Passover came He wanted the Israelites to ask their Egyptian neighbors for silver and gold. God knew that they would need this later.



Passover was to take place in the first month of the year. On the 10<sup>th</sup> of this month, a lamb without any blemish at all was to be brought into each house. After 4 days, on the 14<sup>th</sup>, all of the Israelites were to kill their lambs at twilight and put the **blood of the lamb** on their doorposts and lintels of their houses. Then they were to roast the lamb in fire and eat it. This is called the LORD'S Passover. (Ex.12:1-11)



Life and death were in the power of the blood of the passover lamb. If the blood of the lamb was on the doorposts, everyone inside that house would live. The blood of the lamb would save their lives! For God had warned that he would pass over Egypt and **KILL all the firstborn** – both man and beast, BUT when He saw the blood on the doorposts, he would pass over and, no one in those homes would die! And that is exactly what happened. **The children of Israel obeyed and no one died.** But NO ONE in Egypt obeyed and there was a great cry in that land because in every single house someone died! (Ex. 12:30)

Finally, Pharaoh called for Moses and Aaron saying, Go – you, your children and all you have and serve the LORD. (Ex. 12:31) And it came to pass at the end of 430 years – all the **armies of the LORD** went out from the land of Egypt.

Did you notice that God called the children of Israel His army?

God wanted His own people to be His army.

Are you part of the LORD'S army? How do you get in His army?

God reminded Jeremiah the prophet that even great armies who have valiant men – strong, fighting men – but men in armies who are against God - they will be swept away! They will not stand because the LORD drives them away! (Jere.46:14,15,20,21) Those who go against the LORD will suffer consequences. Even Israel went into captivity because they did not obey Him.

(Jere. 46:27,28) But Israel is not to fear even when God disciplines them, because God reminds them, I am with you; you shall return, have rest and be at ease; No one shall make you afraid!

(Jere. 46:27,28)

Well, remember how the blood of the Passover lamb saved the children of Israel from death? In the Brit Hadashah, we learn that Yeshua is the Lamb of God. – WOW! That is really big! The blood of Yeshua, the Lamb of God, takes away your sins and gives eternal life. The Lamb of God is His Son, Yeshua. (Jn.1:29)

John 3:16 says: For God so loved the world that He gave His only begotten Son that whoever believes in Him should not perish, but have **everlasting life!**



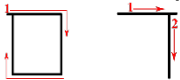
Yeshua is the lamb of God

When you believe in Yeshua, your sins are forgiven, you have everlasting life, the Spirit of God lives in you, and you are then in God's army. You are able to fight what comes against you.

I John 1:14 says.....I have written to you young men because you are strong, and the Word of God abides in you. And you have overcome the wicked one.

Ephesians 6:10,11 says: Finally, my brethren, be strong in the Lord and in the power of His might. Put on the whole armor of God that you may be able to stand against the wiles of the devil.

When the children of Israel left Egypt, God knew that they would have battles ahead of them, but He encouraged them by calling them His Army! When we accept Yeshua as our Savior, God knows that we will have battles, but He tells us that we are strong, the Word of God lives in us, and we have already overcome the wicked one – we are able to stand against what he tries to bring against us – We belong to God! – The blood of His own Son protects us.

The Hebrew word for blood is  (daam).

The dalet means door and the mem means water.

Blood is the "water" that flows through you to give you life.

When you go through the Door that is Yeshua, asking for forgiveness of sins, He forgives you, and the blood of Yeshua gives life to your spirit. The blood of the Passover Lamb gave life to those who applied it to their doorposts. Yeshua is the door!

The blood of Yeshua, the Passover Lamb, still gives life!



**TORAH (God's Teaching/Law) – Exodus 7:14-9:7**

**10 Plagues (trouble/Calamity) to show Pharaoh that Yahweh was God**

**(Read the scripture, draw a line from the Plague to its corresponding picture.)**



**BOILS**

**DEATH 1<sup>st</sup> BORN of Egypt man and animal,  
but Israel's 1<sup>st</sup> born alive because of the  
blood of the Passover Lamb**



**BLOOD in  
Water**

**FROGS everywhere**



**LICE like dust**

**DARKNESS for 3 days in Egypt  
but Light where Israelites lived**



**HAIL**

**DEATH of Egyptian Livestock,  
but Israel's animals were alive**



**LOCUSTS**

**FLYS in Egypt**



## Torah (God's Teaching/Law) Exodus God'12:1-7 (NOG)

<sup>2</sup> “This month will be the very first month of the year for you. <sup>3</sup> Tell the whole community of Israel: On the tenth day of this month each man must take a lamb or a young goat for his family—one animal per household.

<sup>4</sup> A household may be too small to eat a whole animal. That household and the one next door can share one animal. Choose your animal based on the number of people and what each person can eat. <sup>5</sup> Your animal must be a one-year-old male that has no defects. You may choose a lamb or

a young goat. <sup>6</sup> Take care of it until the fourteenth day of this month.

“Then at dusk, all the assembled people from the community of Israel must slaughter their animals. <sup>7</sup> They must take some of the blood and put it on the sides and tops of the doorframes of the houses where they will eat the animals.



1. Tell the whole community of Israel on the \_\_\_\_\_ day of this month each man must take a \_\_\_\_\_ for his family, one for each household.
2. Take care of them until the \_\_\_\_\_ day of this month.
3. They must take some of the \_\_\_\_\_ and put it on the sides and top of the \_\_\_\_\_ of the houses where they will \_\_\_\_\_ the animals.

**Torah (God's Teaching/Law) Exodus 12:1-13 (NOG)**



<sup>8</sup> The meat must be eaten that same night. It must be roasted over a fire and eaten with bitter herbs and unleavened bread.

<sup>9</sup> Don't eat any of it raw or boiled but roast the whole animal over a fire. <sup>10</sup> Don't leave any of it until morning. Anything left over in the morning must be burned up. <sup>11</sup> This is how you should be dressed when you eat it: with your belt on, your sandals on your feet, and your shepherd's staff in your hand. You must eat it in a hurry. It is *Yahweh's* Passover.

<sup>12</sup> "On that same night I will go throughout Egypt and kill every firstborn male, both human and animal. I will severely punish all the gods of Egypt, because I am *Yahweh*.

<sup>13</sup> But the blood on your houses will be a sign for your protection. When I see the blood, I will pass over you. Nothing will touch or destroy you when I strike Egypt.



1. This is how you should be \_\_\_\_\_ when you eat it: with your belt on, your \_\_\_\_\_ on your feet and your staff in your hand.  
\_\_\_\_\_ it in \_\_\_\_\_; it is the *Yahweh's* (LORD's) Passover.
2. Underline what *Yahweh* God does to the gods of Egypt in verse 12.
3. Circle what happens to Israel in verse 13.

Torah (God's Teaching/Law) Exodus 12:40-42 (NKJV)

<sup>40</sup> Now the sojourn of the children of Israel who lived in Egypt was four hundred and thirty years. <sup>41</sup> And it came to pass at the end of the four hundred and thirty years—on that very same day—it came to pass that all the armies of the LORD went out from the land of Egypt. <sup>42</sup> It is a night of solemn observance to the LORD for bringing them out of the land of Egypt. This is that night of the LORD, a solemn observance for all the children of Israel throughout their generations.

1. Circle where God called the children of Israel His army.
2. Are you part of the LORD'S army?    Yes    or    No



HAFTARAH (Prophets / Writings) Jeremiah 46:14-15 (NKJV)

“Declare in Egypt, and proclaim in Migdol;  
Proclaim in Noph and in Tahpanhes;  
Say, ‘Stand fast and prepare yourselves,  
For the sword devours all around you.’  
<sup>15</sup> Why are your valiant *men* swept away?  
They did not stand  
Because the LORD drove them away.

1. Circle WHO drove Egypt, Migdol, Noph and Tahpanhes away.

**HAFTARAH (Prophets / Writings) Jeremiah 46:27-28 (NKJV)**

**“But do not fear, O My servant Jacob, And do not be dismayed, O Israel!  
For behold, I will save you from afar, And your offspring from the land of their captivity;  
Jacob shall return, have rest and be at ease; No one shall make *him* afraid.**

**<sup>28</sup> Do not fear, O Jacob My servant,” says the LORD, “For I *am* with you;  
For I will make a complete end of all the nations to which I have driven you,  
But I will not make a complete end of you. I will rightly correct you, for I will not leave  
you wholly unpunished.”**

- 1. Circle why Israel (Jacob) should not be afraid.**
- 2. Read and Circle the last two lines of this passage.**
- 3. Will God punish wrong doing? Yes or No**
- 4. Will God correct us? Yes or No**

**Brit Chadashah (New Testament) John 1:29 New King James Version (NKJV)**

**<sup>29</sup> The next day John saw Jesus coming toward him, and said, “Behold! The Lamb of God  
who takes away the sin of the world!**






### Ephesians 6:10-11, 14-18 (NKJV)

<sup>10</sup> Finally, my brethren, be strong in the Lord and in the power of His might. <sup>11</sup> Put on the whole armor of God, that you may be able to stand against the wiles of the devil.

<sup>14</sup> Stand therefore, having girded your waist with truth, having put on the breastplate of righteousness, <sup>15</sup> and having shod your feet with the preparation of the gospel of peace; <sup>16</sup> above all, taking the shield of faith with which you will be able to quench all the fiery darts of the wicked one. <sup>17</sup> And take the helmet of salvation, and the sword of the Spirit, which is the word of God; <sup>18</sup> praying always with all prayer and supplication in the Spirit, being watchful to this end with all perseverance and supplication for all the saints—

1. Underline how you are to be strong.
2. Underline each piece of the armor of God listed in Ephesians 6:14-17.
3. Underline what verse 18 tells us to do to help us and others be strong.



Yeshua is the lamb of God

The Passover lamb saved the children of Israel from death?  
In the Brit Hadashah (New Testament), we learn that Yeshua is the Lamb of God.

1. Underline who is the Lamb of God in English and Hebrew.
2. Underline what you receive if you believe in Him.

### Brit Chadashah (New Testament) John 3:16 (NKJV)

<sup>16</sup> For God so loved the world that He gave His only begotten Son, that whoever believes in Him should not perish but have everlasting life.



## Games and Activities Teacher Instructions

For each of the lessons one of the games has been suggested to re-enforce the theme of the lesson. We have used the following games in a variety of ways. You can use the game suggested or choose another which fits your students and your time frame.

A list of general games that can be used for any/all lessons is included at the end of this volume.

### 13 ATTRIBUTES OF GOD

How can we trust God if we do not know who HE is? The names of God are attributes or characteristics of God. These are what HE is like. We will focus on the Rachum, Chanan, EreK Apayim, Rav Chesed this week.

1. Give the students the “Find the Transliteration” worksheet
2. Read aloud the Hebrew Letters, Transliteration or name and the definition.
3. Have the students paste or tape the transliterations in position with the proper Hebrew words and definition.

#### 1 John 2:14 (NKJV)

<sup>14</sup>I have written to you, fathers, because you have known Him  
*who is* from the beginning.

I have written to you, young men, because you are strong,  
and the word of God abides in you, and you have overcome the wicked one.

4. Circle what we use to be strong and overcome the wicked one.

4. Discuss as a class what the meanings of each of the definitions given in the lesson for Rachum, Chanan, EreK Apayim, and Rav Chesed might be seen in our lives.

**Barook (Blessing) May Adonai bless you with the blessing of obedience to God's Laws..**

(Teacher note:

You can bless the students at the end of the class with this blessing as a whole group or individually.)

5. What does each of these attributes mean for us?



You can use these lessons more than once and we have found that the students learn them quickly.

### EACH ONE WRITE ONE

1. Form teams.
2. Have each team member write a question about the lesson on a 3x5 card or piece of paper. (Older children can assist younger children on their team who may need help with this.)
3. Pass all the questions in. The teacher reads one team's questions to the other team – one member at a time answers the question.
4. 1,000 points is awarded for each correct answer.
5. The first team to have 10,000 points wins!

13 ATTRIBUTES OF GOD EXODUS 34:6-7 (Find the Transliteration)			
#	Hebrew (Read and write right to left)	Transliteration	Definition
1	יְהוָה		The LORD, Adonai, Yahweh Unchanging Covenant Keeper
2	יְהוָה		The LORD, Adonai, Yahweh Unchanging Mercy Giver
3	אֵל		God, Creator, King, Able to Give Mercy
4	רַחוּם		Merciful Compassionate Caring, Helping, Loving, Nurturing
5	חַנוּן		Gracious Gives Grace and Favor to All
6	אֶרֶךְ אַפַּיִם		Slow to Anger Patiently Waits for Repentance
7	רַב חַסֵּד		Loving and Kind to all To both the Righteous and

			the Unrighteous
8	אמת		Truth, Faithfulness HE is Fair and Equitable In HIS Justice
9	נצר חסד לאלפים		Keeping Loving-kindness for 1000s Never Ending Generational Covenant
10	נשא עון		Forgives Iniquity Intentional Sins Nature, Continue without repentance
11	נשא פשע		Forgives Transgression Rebellious Sins Arrogant, Disrespectful, Past limits
12	נשא חטאה		Forgives Sin Unplanned, Inadvertent Sins
13	נקיה		HE Cleanses Sin