

Teacher's Lesson Flow: And he Pleaded (Va'Etchannan) וַאֲתַחֲנֶן
Deuteronomy 3:23-7:11~Isaiah 40:1-26~Acts 3-5

Life Verse Practice: Deuteronomy 6:4-5 (NKJV)

⁴ "Hear, O Israel: The LORD our God, the LORD is one! ⁵ You shall love the LORD your God with all your heart, with all your soul, and with all your strength.

5.

Reinforcing the WORD to Build "Banah" lives

- a. Prayer and Praise Words to Thank YHVH God.
- b. Review Life Verse: Deuteronomy 6:4-5.
- c. Review Hebrew letters and vocabulary.
- d. What are the 10 things Moses wanted Israel to remember?
- e. Who is God like? - What makes Him different?
- f. What promises has God made to you and caused them to be true?
- g. How will you guard God's commandments this week?

4.

New Testament
"B'rit Chadashah"

- a. Miracles from God
- Acts 3:1-10

God keeps
His promises;
Patterns to
guard
His
commandments.

1.

PRAISE "Hallel"

Start Here

- a. Practice Prayer and Praise Words to the Lord Including the Fruit of the Spirit Definition and Hebrew Praise Word.
- b. Life Verse Practice
- c. Hebrew Writing Practice
- d. Read Story

3.

Prophets/Writings "Haftarah"

- a. Who God really is
- Isaiah 40:17-31
- b. Key of David to Yeshua -
opens access to King
- Isaiah 22:15

Children's work pages begin here!

2.

God's Teachings / "Torah"

- a. Remember
- Deuteronomy 4:7-33
- b. Shema - Hear O Israel
- Deuteronomy 6:4-8

Teacher's Special Instructions

We start with a lesson on the Hebrew language. We will both write and speak Hebrew.

We do this for two reasons:

- 1) All students are at the same level in learning a new language, and they enjoy it.
- 2) It gives the students a chance to learn biblical truths embedded in the original language of the Hebrew Scriptures (Old Testament). Start by pointing out they are used to reading from left to right, but Hebrew reads from right to left. They also will need to write Hebrew from right to left.

New Hebrew words transliterated

Shamar (Guard and keep His commandments)

Va Etchanan (And he Pleaded)

Shabach (Shout)

Materials and Vocabulary:

- a. White board, black board or large easel and paper
- b. Markers
- c. Handouts or writing paper for the students
- d. Pens or pencils for the students
- e. The words used on their Hebrew writing pages are all words that are related to each individual lesson. Generally, a Hebrew word is chosen from the lesson and emphasized each week, both to teach character and increase understanding of the concepts being taught. New words will be in the box on the upper right of this page. Various names of God will also be taught in Hebrew.

Preparation:

- a. Choose 2 or 3 Hebrew words from the Hebrew writing page(s). On the board, write the words in English and in the transliterated form given in the left column of the Hebrew writing page(s).
- b. Leave space to write the word in Hebrew.
- c. Explain that the letters they see on the page are written in book print like they might see on a sign, or that they would print themselves.

Procedure:

- a. Demonstrate the writing procedure of two or three Hebrew words on the board. Have the students follow your directions on their work pages. Be sure to point out the special features of each letter. Be sure to write from right to Left.
- b. Then have the students try a few words on their own, or complete the rest of the page. The ability to finish the whole exercise will depend on how much time you have. (2 to 5 minutes time is needed to finish the page.)

Israeli street sign



Games/Activities: Normally games are played after children's work pages are complete.

General game instructions are on page 193.

Prayer and Praise Words

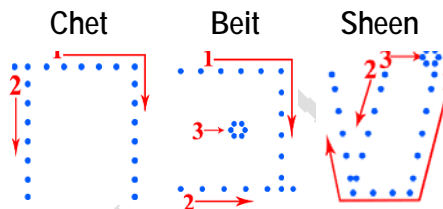
(Thank you ...Bless you...)

FAITHFULNESS: Thank you, Lord, that **you will always care for me** and **never leave me**.

1. Let's thank God for one thing He has blessed you with this week.

Write your thank you here: _____

PRAISE is a way to THANK GOD for HIS Goodness to us and others.



Praise word: Shabach

EXPRESS Confidence in God's Ability.

Shabach means: to shout, to address in a loud tone, to command, to triumph

Psalm 145:4 (NKJV)

One generation shall praise Your works to another,
And shall declare Your mighty acts.

Life Verse Practice: Deuteronomy 6:4-5 (NKJV)

"Hear, O Israel: The LORD our God, the LORD is one!- You shall love the LORD your God with all your heart, with all your soul, and with all your strength.

Va'etchanan – And he Pleaded - וַאֲתַחֲנֶן

Deuteronomy 3:23-7:11; Isaiah 40:1-26; Acts 3-5

Do you love it when your parents or grandparents tell you stories about adventures they had? We love to hear the stories they remember over and over again.



Today, Moses is telling the children of Israel their story with their great God. Now listen to find the 10 things Moses wanted them to remember. Moses asked, Has there ever been a people that actually **heard** the voice of God speaking out of the midst of the fire on the mountain? Or did God ever take for Himself a people to be all His own from any other nation? And remember, God brought you only out of slavery in Egypt after more than 200 years. He showed you trials,

terrors, and His own mighty hand and His you! Even though you were small in number, He Himself and called you a holy people, His own people on the earth, because He loves you! Then special laws God had given them, and he told them laws – DO them and TEACH them to your children. By guarding and keeping these laws you will have so much wisdom and understanding that other nations would say – SURELY, this is a wise and great nation. God is near them for whatever they call on Him. (Deut. 4:7–33)



signs, wonders, war, great outstretched arm rescued made you a nation only for special people, above all the Moses reminded them of the to KEEP – GUARD these



Then Moses gave them these great words that we still say today, saying, Hear, O Israel: the LORD our God the LORD is one! You shall love the LORD your God with all your heart, with all your soul and with all your strength. And these words which I command you today shall be in your heart. You shall teach them diligently to your children, and shall talk of them when you sit in your house, when you walk by the way, when you lie down, and when you rise up. You shall bind them as a sign on your hand and they shall be as reminders

between your eyes. You shall write them on the doorposts of your house and on your gates. Deut. (6:4-8) Can you find all the reasons these words are so important?



Isaiah the prophet asked some questions about God to cause God's people to think about how great He is. Can you answer these questions?

All the nations in the world are as nothing to Him.

Who is God like?

Who can measure all the oceans and rivers and lakes in the palm of His hand?

Who knows how many grains of dust are on the earth?

Who can weigh the mountains in scales?

Who can teach God?



He knows the name of every star and planet. His knowledge is unsearchable. It is only God who can give power to the weak. How does God do that?



This great God promises if you WAIT on Him, He will make you strong, You will mount up with wings like eagles!

You will run and not be weary. You will walk and not faint.

Is there anyone like our God? Can anyone but our God make these promises and cause them to be true?

(Isa. 40:17-31)



In Acts we see God's great healing power working through His disciples. There was a lame man who had never walked. Every day people would carry him and lay him by the gate called Beautiful so he could ask



people for money. When Peter and John walked by him, he asked them for money. Peter said, we don't have any money, but we will give you what we do have. In the name of Jesus, the Messiah, rise up and walk! Then he took him by the hand, lifted him up and immediately, his feet and ankle bones got strong. The man stood, walked and leaped and praising God, he went to the temple. All the people knew that they were seeing an amazing miracle. This man who they knew had been lame from birth and was now leaping and praising God! Our God does miracles! (Acts 3:1-10)

There is no other God like our God, so as He said, Shamar





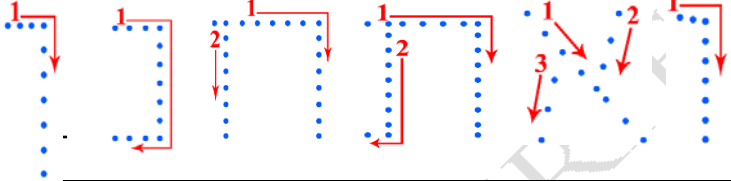
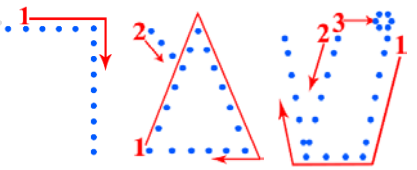
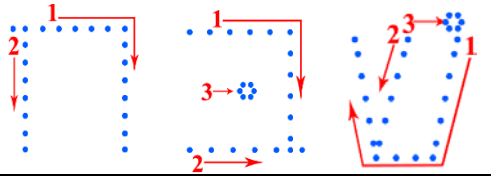
resh, mem, sheen – guard and keep His commandments. If you put the meanings of the

Hebrew letters in a sentence this word could say:

The Head of all destroys chaos when His commandments are guarded and kept.

How will you guard God's commandments this week?

God keeps His promises; Patterns to guard His commandments.

Hebrew /English	 Write and read Hebrew from right to left  Start here
Va"Etchanan (I plead)	Final Noon Noon Chet Tav Aleph Vav 
Practice Writing	
Shamar (guard and keep His commandments)	Reysh Mem Sheen 
Practice Writing	
Shabach (to shout)	Chet Beit Sheen 
Practice Writing	



TORAH (God's Instructions/Laws) Deuteronomy 4:7-33 (NKJV)

Find and circle the 10 things Moses wanted them to remember.

Has there ever been a people that actually heard the voice of God speaking out of the midst of the fire on the mountain?



Or did God ever take for Himself a people to be all His own from any other nation?



God brought only you out of slavery in Egypt after more than 400 years

He showed you trials, signs, wonders, war, great terrors, and His own mighty hand and His outstretched arm.



...He made you His own special people, above all the people on the earth because He loves you!



Then Moses reminded them of the special laws God had given them, and he told them to **KEEP – GUARD** these laws – **DO** them and **TEACH** them to your children

By guarding and keeping these laws you will have so much wisdom and understanding that other nations would say – **SURELY**, this is a wise and great nation.

TORAH (God's Instructions/Laws) Deuteronomy 6:4-8 (NKJV)

1. Write the Shema Here.

Hear, O Israel: The LORD our God the LORD is one!

You shall love the LORD

Your God with all your heart,

With all your soul

And with all your strength.

2. Put your hand on your heart and read aloud.



And these words which I command you today
shall be in your heart.

You shall teach them diligently to your children,
and shall talk of them when you sit in your house...



3. Put your hand on your head and read aloud.



You shall bind them as a sign on your hand and
they shall be as reminders between your eyes.
You shall write them on the doorposts
of your house and on your gates.

Haftarah (Prophets/Writings) Isaiah 40:17-31

Isaiah 40:12, 40:14, 40:29-31 (NKJV)

¹² Who has measured the waters in the hollow of His hand, Measured heaven with a span
And calculated the dust of the earth in a measure? Weighed the mountains in scales
And the hills in a balance?

¹⁴ With whom did He take counsel, and *who* instructed Him,
And taught Him in the path of justice? Who taught Him knowledge,
And showed Him the way of understanding?

²⁸ Have you not known? Have you not heard? The everlasting God, the LORD,
The Creator of the ends of the earth, Neither faints nor is weary.
His understanding is unsearchable.

²⁹ He gives power to the weak, And to *those who have* no might He increases strength.

³¹ But those who wait on the LORD Shall renew *their* strength;
They shall mount up with wings like eagles, They shall run and not be weary, They shall
walk and not faint.

Draw a line from the question to the picture that matches it.



Who can measure all the oceans
and rivers and lakes in the palm of His hand?



Who knows how many grains
of dust are on the earth?



Who can weigh the mountains
in scales?



Who can teach God?



He knows the name of every star and planet.
His knowledge is unsearchable.
It is only God who can give power to the weak.

This great God promises if you WAIT on Him.
He will make you strong, You will mount up with
wings like eagles!
You will run and not be weary. You will walk and
not faint. Is there anyone like our God?

Isaiah 40:31

Can anyone but our God
make these promises
and cause them to be true?
YES or NO



1. Read the Story ALOUD

¹ Now Peter and John went up together to the temple at the hour of prayer, the ninth hour. (3pm)

² And a certain man lame from his mother's womb was carried, whom they laid daily at the gate of the temple which is called Beautiful, to ask alms from those who entered the temple,

³ who, seeing Peter and John about to go into the temple, asked for alms.

⁴ And fixing his eyes on him, with John, Peter said, "Look at us."

⁵ So he gave them his attention, expecting to receive something from them.

⁶ Then Peter said, "Silver and gold I do not have, but what I do have I give you: In the name of Jesus Christ of Nazareth, rise up and walk."

⁷ And he took him by the right hand and lifted *him* up, and immediately his feet and ankle bones received strength.

⁸ So he, leaping up, stood and walked and entered the temple with them—walking, leaping, and praising God.

⁹ And all the people saw him walking and praising God.

¹⁰ Then they knew that it was he who sat begging alms at the Beautiful Gate of the temple; and they were filled with wonder and amazement at what had happened to him.



Does our God do miracles today?

YES or NO

Barook (Blessing) May Elohim bless you with Faith and Strength as He upholds you.

(Teacher note: You can bless the students at the end of the class with this blessing as a whole group or individually.)

Games and Activities Teacher Instructions

For each of the lessons one of the games has been suggested to re-enforce the theme of the lesson. We have used the following games in a variety of ways. You can use the game suggested or choose another which fits your students and your time frame.

A list of general games that can be used for any/all lessons is included starting on page 193.

Sing and write the Shema

This week the students will write the Shema in English on page 36. You can pause the lesson and have the children sing the Shema in Hebrew again at that point. You might want to discuss the meaning of the song and its importance to the Hebrew people and us at that time.

10 COMMANDMENT GAME

Do the "Write Letter for Commandment worksheet on page 198 as a review of the commandments.

TIC TACK TOE

1. Compile a list of questions covering information that the children have learned in the lesson.
2. Organize teams. If you have a large number of children, you can have several Tic Tack Toe grids being played at once. If possible keep the teams small in number - 3 to 4 children on a team gives each one more opportunity to answer a question and choose a box to write their X or O into.
3. Have large Tic Tack Toe grids on the board or large paper at front of room.
4. Alternate questions by team.
5. If correct answer is given the child answering puts an X or an O in the box they choose until one team has 3 of the same letter in a row and wins.

EL SHADDADAI MINISTRIES