

Teacher's Lesson Flow: Va'era (and I appeared) ואֶרָא
Exodus 6:2-9:35 ~ Ezekiel 28:25-29:21 ~ Mark 3

Life Verse: Mark 3:35 (NKJV)

³⁵ For whoever does the will of God is My (Yeshua/Jesus) brother and My sister and mother."

5.

Reinforcing the WORD to Build "Banah" lives

- a. Prayer and Praise Words to Thank YHVH God.
- b. Review Quickly Life Verse: Mark 3:35
- c. Review the Hebrew letters and vocabulary.
- d. How do we listen to God?
- e. How do you become part of God's family?
- f. How do we show we love God?
- g. Who is in control of what happens in our lives?

4.

New Testament
"B'rit Chadashah"

- a. Family of God
– Mark 3:31-35

**We are Part
of God's
Family**

Start Here

1.

PRAISE "Hallel"

- a. Practice Prayer and Praise Words to the Lord
Including the Fruit of the Spirit Definition and Hebrew Praise Word.
- b. Life Verse Practice
- c. Hebrew Writing Practice
- d. Read Story

3.

Prophets/Writings "Haftarah"

- a. God would bring hard times for Egypt – Ezekiel 28:26-29:5
- b. They shall know that I am the LORD – Ezekiel 29:19-21

Children's work pages begin here!

2.

God's Teachings/Law – "Torah"

- God's message to Pharaoh –
- a. "Let My People (family) Go!"
– Exodus 3:6,3:9-10; 7:1-2
 - b. Pharaoh would not listen
– Exodus 7: 4-5
 - c. Pharaoh wanted a miracle
– Exodus 7:8-13
 - d. Plagues begin
– Exodus 7:16-25; 8:1-32; 9:1-12, 9: 22-26, 9:33-35

Teacher's Special Instructions

We start with a lesson on the Hebrew language. We will both write and speak Hebrew.

We do this for two reasons:

- 1) All students are at the same level in learning a new language, and they enjoy it.
- 2) It gives the students a chance to learn biblical truths embedded in the original language of the Hebrew Scriptures (Old Testament). Start by pointing out they are used to reading from left to right, but Hebrew reads from right to left. They also will need to write Hebrew from right to left.

Materials and Vocabulary:

- a. White board, black board or large easel and paper
- b. Markers
- c. Handouts or writing paper for the students
- d. Pens or pencils for the students
- e. The words used on their Hebrew writing pages are all words that are related to each individual lesson. Generally, a Hebrew word is chosen from the lesson and emphasized each week, both to teach character and increase understanding of the concepts being taught. New words will be in the box on the upper right of this page. Various names of God will also be taught in Hebrew.

NEW HEBREW WORDS TRANSLITERATED

Va'era (and I appeared)

Mishpachah (Family)

Ahav (Love)

Preparation:

- a. Choose 2 or 3 Hebrew words from the Hebrew writing page(s). On the board, write the words in English and in the transliterated form given in the left column of the Hebrew writing page(s).
- b. Leave space to write the word in Hebrew.
- c. Explain that the letters they see on the page are written in book print like they might see on a sign, or that they would print themselves.

Procedure:

- a. Demonstrate the writing procedure of two or three Hebrew words on the board. Have the students follow your directions on their work pages. Be sure to point out the special features of each letter.
- b. Then have the students try a few words on their own, or complete the rest of the page. The ability to finish the whole exercise will depend on how much time you have. (2 to 5 minutes time is needed to finish the page.)

Israeli street sign



Games/Activities: Normally games are played after children's work pages are complete.

Discuss why we need to know who our God is. See: 13 Attributes of God "Find the Hebrew Letter" on page 50.

Prayer and Praise Words


(Thank you ...Bless you...)

Love: Thank you, Lord, for covering me with **LOVE** that flows **from Your heart** so I can reach out in **LOVE to others**.

1. Let's thank God for one thing He has blessed you with this week.

Write your thank you here:

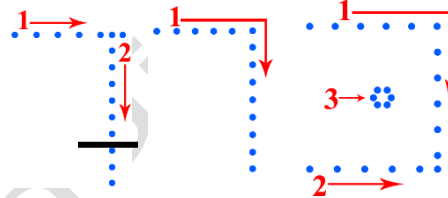
PRAISE is a way to THANK GOD for HIS Goodness to us and others.



Final Kaf

Reyesh

Bet



Praise word: Barak

EXPRESS HUMILITY and Adoration

Barak means “to kneel down, to bless God as an act of adoration.”

- Beit means House
- Reysh means a person, the head, the highest
- Kaf means palm, to cover, to open or allow



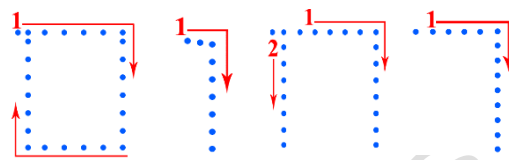
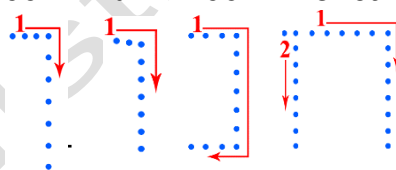
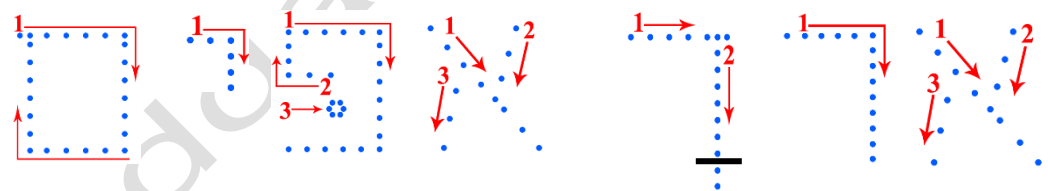
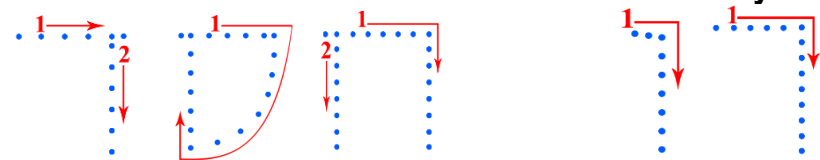
Barak could mean: What the household of the highest allows. To be blessed could mean: To do what the highest in the house allows. Is God the head of your house and your heart?

Psalm 95:6 (NKJV)



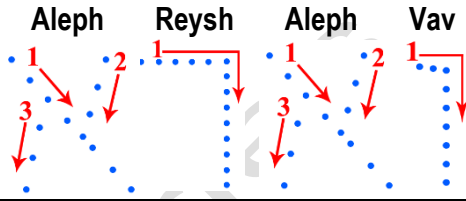
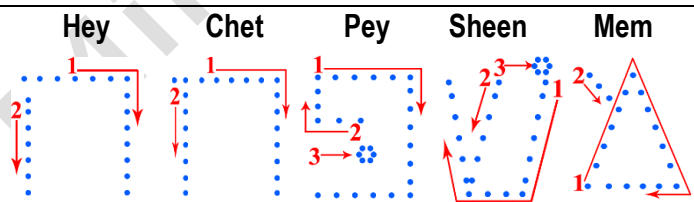
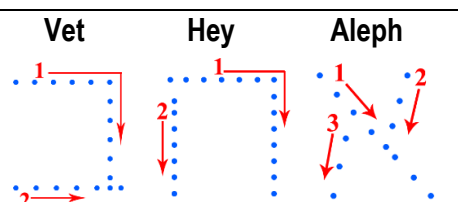
Oh come, let us worship and bow down; Let us kneel before the LORD our Maker.

Life Verse: Mark 3:35 (NKJV)

³⁵ For whoever does the will of God is My (Yeshua/Jesus) brother and My sister and mother.”

Hebrew/English	 Write and read Hebrew from right to left.  Start here
Rachum (Merciful, compassionate)	Final Mem Vav Chet Reysh 
Practice Writing	
CHANOON (Gracious giving favor to all)	Final Noon Vav Noon Chet 
Practice Writing	
EREK APAYIM (Slow to Anger)	Final Mem Yood Pey Aleph Final Kaf Reysh Aleph 
Practice Writing	
RAV CHESED (Loving and kind to all)	Dalet Samek Chet Vav Reysh 
Practice Writing	

We are part of God's family

Hebrew /English	 Write and read Hebrew from right to left  Start here
VA'ERA (and I appeared)	
Practice Writing	
MISHPACHAH (Family)	
Practice Writing	
Ahav (Love)	
Practice Writing	

Va'Yera - And He Appeared - וַיֵּרָא

Exodus.6:2-9:35; Ezekiel 28:25-29:21; Matthew. 12:1-14; Mark. 3

Last week we learned that God had a plan for Moses' life, and today we will learn more about how God would use Moses.

God told Moses to speak to the children of Israel, and he obeyed. But they were in such anguish and cruel bondage that they did not listen to anything Moses said. Then God said, Now go in and tell Pharaoh to let the children of Israel go! Moses was worried now. If the people hadn't listened to him – how would PHAROAH listen to him?? Then the LORD brought Aaron, Moses' brother, along to help Moses. Moses would tell him what to say, and Aaron would speak in front of people, so Moses wouldn't have to. (Ex. 6:9-13 & 7:1,2)



God knew that Pharaoh would not listen. So God would have to bring great judgments on Egypt, so that the children of Israel would be released! (Ex. 7:4,5)



Obeying God, Moses and Aaron went in to speak to Pharaoh. But before Moses and Aaron went in to speak to Pharaoh, God told them what would happen. Pharaoh would want a miracle. So God told Aaron to throw down his rod, and it would become a snake! Pharaoh called in his magicians who would do the same magic trick, but Aaron's rod swallowed up all of the magicians' rods. Seeing the power that Aaron had made Pharaoh's heart strong against them, and he did NOT heed Moses and Aaron. (Ex. 7:8-13)

God now begins to send plagues on Egypt. He said, Let My people go that they may serve Me in the wilderness. But you are not hearing, so you are going to know I am God because I will turn the waters of the rivers, pools and ponds into BLOOD! Aaron took his rod, struck the water, and all the water was turned into blood. The fish died and stunk, and no one could drink the water for 7 days! (Ex. 7:16-25)

And that was just the first plague. After that the LORD sent frogs everywhere – into the houses, into the beds and into the bowls! Then Pharaoh pleaded with Moses to cry to God for relief from the frogs. Moses did pray to God, and the frogs died and stunk up the whole land.

Then came lice – lice everywhere on men and animals - so many lice they were like dust when you throw dirt up into the air. But even all the lice did not soften Pharaoh's heart! He was determined **not** to obey God.

After the lice came flies by swarms. Now Pharaoh called Moses and said, **Sacrifice to your God for me – I need help!** Moses and Aaron went into the wilderness to pray. The flies then left, but Pharaoh's heart was hardened.



Knowing Pharaoh's heart, God then caused all the horses, cows, donkeys and sheep of Egypt **to die** – BUT He **protected** all the livestock of His people. Pharaoh saw all the judgments that God was bringing on Egypt, but still he would not let the people of God go!

After this God caused boils that were painful to break out on man and beast. But Pharaoh did not heed God.

God rained down hail and fire on the earth and everything that was outside was ruined – EXCEPT where His people lived. Now Pharaoh admitted he and his people were wicked! But Moses knew that Pharaoh would not fear the Lord. Even so Moses prayed and God caused the hail to stop, but Pharaoh still refused to let God's people go, as his heart was hard. (Ex. 8:1-9:35)



So Pharaoh fought against God even though he saw and experienced the miracles God was doing.

God reminded the prophet Ezekiel that He was going to bring hard times to Egypt because they despised God's people!

(Ezek. 28:26-29:5) God said He would bring a sword against Egypt and make it desolate. Then God would give the king of Babylon, king Nebuchadnezzar, the land of Egypt. Nebuchadnezzar's army would carry away all Egypt's wealth. Do you know what God wanted the people to know when he did these things? God answers this by saying: Then they shall know that I am the LORD. (Ezek. 29:19-21) Why is this important?

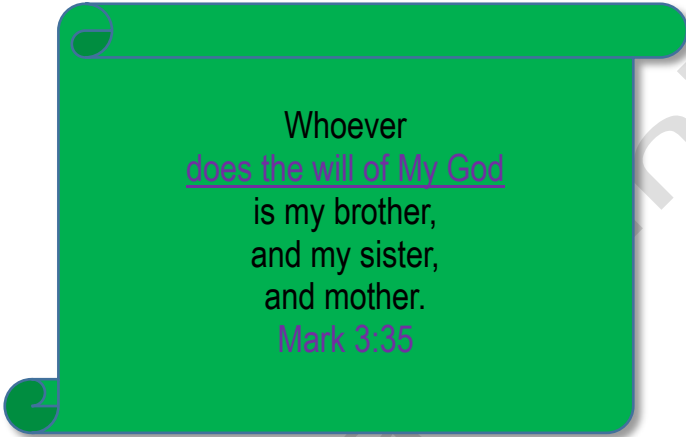
Sometimes people can be like Pharaoh and fight against what God wants them to do. But others are like Moses and do what God tells them to do. Listen to what Yeshua (Jesus) said about the people who do what He tells them to do.

One day Yeshua's (Jesus') brothers and sisters called to Him. There were a lot of people sitting around Him when they called. Those people said, Look, your mother and Your brothers are outside looking for You. But Jesus answered, Who is My mother or My brothers? And He looked around in a circle at those who sat around Him and said,

Here are My mother and My brothers – pointing to those sitting and listening to Him. THEN HE SAID THESE WORDS:

WHOEVER DOES THE WILL OF GOD IS MY BROTHER AND MY SISTER AND MOTHER. (Mark 3:31-35)

Wow!! Did you hear that? If you do God's will – do what He tells you to do, then you are part of His family. Moses did God's will and you, too, can do God's will! Now THAT IS EXCITING!



Whoever
does the will of My God
is my brother,
and my sister,
and mother.
Mark 3:35

If you do
what God tells you, you are part of
HIS family!

TORAH (God's Teachings/Law) Exodus 3:1-6,9-10 (NKJV)

3 Now Moses was tending the flock of Jethro his father-in-law, the priest of Midian.

And he led the flock to the back of the desert, and came to Horeb, the mountain of God.

² And the Angel of the LORD appeared to him in a flame of fire from the midst of a bush.

So he looked, and behold, the bush was burning with fire, but the bush was not consumed.

³ Then Moses said, "I will now turn aside and see this great sight, why the bush does not

burn." ⁴ So when the LORD saw that he turned aside to look, God called to him from the

midst of the bush and said, "Moses, Moses!" And he said, "Here I am." ⁵ Then He said, "Do

not draw near this place. Take your sandals off your feet, for the place where you stand is

holy ground." ⁶ Moreover He said,

"I *am* the God of your father—the God of Abraham, the God of Isaac, and the God of Jacob."

And Moses hid his face, for he was afraid to look upon God.

⁹ Now therefore, behold, the cry of the children of Israel has come to Me, and I have also seen the oppression with which the Egyptians oppress them.

¹⁰ Come now, therefore, and I will send you to Pharaoh that you may bring My people, the children of Israel, out of Egypt."



(Circle the Answer)

What was Moses doing when God appeared to him?

How did God appear to Moses and where did God call Moses from?

Who did God say HE was to Moses?

What had Israel done to get God's attention?

Where was God sending Moses, and what was Moses to do?

TORAH (God's Teachings/Law) Exodus 7:1-13 – 9:35

1. Number the plagues in the correct order and name them.



Number _____



Number _____



Number _____



Number _____



Number _____



Number _____

2. Who were the only people not affected(troubled) by these plagues?



Number _____

HAFTARAH (Prophets / Writings) Ezekiel 28:26 -29:21

Ezekiel 28:26 (NKJV)

²⁶ And they will dwell safely there, build houses, and plant vineyards; yes, they will dwell securely, when I execute judgments on all those around them who despise them. Then they shall know that I *am* the LORD their God.”””

Ezekiel 29:19-21 (NKJV)

¹⁹ Therefore thus says the Lord GOD: ‘Surely I will give the land of Egypt to Nebuchadnezzar king of Babylon; he shall take away her wealth, carry off her spoil, and remove her pillage; and that will be the wages for his army. ²⁰ I have given him the land of Egypt *for* his labor, because they worked for Me,’ says the Lord GOD.

²¹ ‘In that day I will cause the horn of the house of Israel to spring forth, and I will open your mouth to speak in their midst. Then they shall know that I *am* the LORD.””

1. What did God want the people to know when these things happened?

2. Why is this important? (discuss this with your class.)

Some people
are
like Pharaoh

**I SAY
NO**



**OTHERS Like
MOSES OBEY GOD!**

**BRIT CHADASHAH (New Testament Mark 3:31-35
JESUS (YESHUA) ANSWERS – Who is My Family?**

Mark 3:31-35 (NKJV)

³¹ Then His brothers and His mother came, and standing outside they sent to Him, calling Him.

³² And a multitude was sitting around Him; and they said to Him,

“Look, Your mother and Your brothers are outside seeking You.”

³³ But He answered them, saying, “Who is My mother, or My brothers?”

³⁴ And He looked around in a circle at those who sat about Him, and said,

“Here are My mother and My brothers!

³⁵ For whoever does the will of God is My brother and My sister and mother.”

(Circle Answer)

1. Who came to JESUS and stood outside?

2. What was the question JESUS asked?

3. After JESUS looked around, HE said

For whoever _____ the _____ of _____ is

My _____ and My _____ and _____.



**If you do
what God tells you,
you are part of
HIS family!**

Barook (Blessing) May Elohim bless you with creative ability to love as He loves.

(Teacher note:

You can bless the students at the end of the class with this blessing as a whole group or individually.)

Games and Activities Teacher Instructions

For each of the lessons one of the games has been suggested to re-enforce the theme of the lesson. We have used the following games in a variety of ways. You can use the game suggested or choose another which fits your students and your time frame.

A list of general games that can be used for any/all lessons is included at the back of this Volume.

13 ATTRIBUTES OF GOD

We have given four consecutive weeks for the students to learn these attributes. How can we trust God if we do not know who HE is? The names of God are attributes or characteristics of God that help us know what HE is like. We will focus on the first four and then rotate through all of them throughout Exodus. Make a copy of the transliteration pieces and cut them apart. Put them into sets and give them to the students as sets so they can individually work on the taping or pasting the pieces in the correct places.

1. Review the attributes of God.
2. Read aloud the Hebrew Letters, transliteration or name and the definition.
3. Have the students write in the correct Hebrew letters for each of the names of God.
4. Discuss as a class what the meanings of each of the definitions for Rachum, Erech Apayim, and Rav Chesed might be.
5. What does each of these attributes mean for us?

You can use these lessons more than once and we have found that the students learn them quickly.

RING TOSS (OR BALL IN THE BUCKET)

****For this game, you will need any of the following materials:

Plastic rings to toss around bottles or pegs or cones.

If you can't find plastic rings, you could use light-weight foam balls and throw them in a bucket or a box. Compile a list of questions from the lesson.

1. Choose teams
2. Kids take turns tossing the ring or the ball. If the toss is successful, they get to answer a question. Younger children should stand closer to the target.
3. The first team to answer 5 questions correctly wins. (Keep track of correct answer by marking lines on the board or on large paper.)

13 ATTRIBUTES OF GOD EXODUS 34:6-7 Find the Definition			
#	Hebrew (Read and write right to left)	Transliteration	Definition
1	יהוה	YHVH	Paste here
2	יהוה	YHVH	Paste here
3	אל	EL	Paste here
4	רחום	RACHUM	Paste here
5	חנון	CHANAN	Paste here
6	ארך אפים	EREK APAYIM	Paste here
7	רב חסד	RAV CHESED	Paste here
8	אמת	EMET	Truth, Faithfulness HE is Fair and Equitable In HIS Justice
9	נצר חסד לאלפים	NOTZEIR CHESD L'ALAFIM	Keeping Loving-kindness for 1000s Never Ending Generational Covenant
10	נשא עון	NOSEI AVON	Forgives Iniquity Intentional Sins Nature, Continue without repentance
11	נשא פשע	NOSEI PESHA	Forgives Transgression Rebellious Sins Arrogant, Disrespectful, Past limits
12	נשא חטאה	NOSEI CHATAAH	Forgives Sin Unplanned, Inadvertent Sins
13	נקיה	NAKEH	HE Cleanses Sin

Answer sheet for Cut and paste (4 sets)

The LORD , Adonai, Yahweh Unchanging Covenant Keeper	The LORD , Adonai, Yahweh Unchanging Covenant Keeper
The LORD , Adonai, Yahweh Unchanging Mercy Giver	The LORD , Adonai, Yahweh Unchanging Mercy Giver
God , Creator, King, Able to Give Mercy	God , Creator, King, Able to Give Mercy
Merciful Compassionate Caring, Helping, Loving, Nurturing	Merciful Compassionate Caring, Helping, Loving, Nurturing
Gracious Gives Grace and Favor to All	Gracious Gives Grace and Favor to All
Slow to Anger Patiently Waits for Repentance	Slow to Anger Patiently Waits for Repentance
Loving and Kind to all To both the Righteous and the Unrighteous	Loving and Kind to all To both the Righteous and the Unrighteous
The LORD , Adonai, Yahweh Unchanging Covenant Keeper	The LORD , Adonai, Yahweh Unchanging Covenant Keeper
The LORD , Adonai, Yahweh Unchanging Mercy Giver	The LORD , Adonai, Yahweh Unchanging Mercy Giver
God , Creator, King, Able to Give Mercy	God , Creator, King, Able to Give Mercy
Merciful Compassionate Caring, Helping, Loving, Nurturing	Merciful Compassionate Caring, Helping, Loving, Nurturing
Gracious Gives Grace and Favor to All	Gracious Gives Grace and Favor to All
Slow to Anger Patiently Waits for Repentance	Slow to Anger Patiently Waits for Repentance
Loving and Kind to all To both the Righteous and the Unrighteous	Loving and Kind to all To both the Righteous and the Unrighteous

El Shaddai Ministries