

Teacher's Lesson Flow: Noah (Noach) נח

Genesis 6:9-11 ~ Isaiah 66:1-24 ~ Matthew 3-4

Life Verse: Matthew 4:17 (NKJV)

¹⁷ From that time **Jesus (Yeshua)** began to preach and to say,
"Repent, (turn to God and change the way you think and act) for the kingdom of heaven is at hand."

5.

Reinforcing the WORD to Build "Banah" lives

- Prayer and Praise Words to Thank YHVH God.
- Read aloud Life Verse: Matthew 4:17
- Read aloud Hebrew letters and vocabulary.
- How did God feel about humans during Noah's days?
- Did God give Noah directions on what to do?
- Who shut the door of the ark?
- What was the covenant God made with man after the flood?
- Who made and rules the earth?
- What did Yeshua (Jesus) use to defeat the enemy?
- How do we know God will keep His Word?

4.

New Testament "B'rit Chadashah"

- Prepare the way for the Lord
- Prepare our hearts
-Matthew 3:3, 4:17
- Game or Activity

**God Keeps
HIS Word**

1.

Start Here

PRAISE "Hallel"

- Prayer and Praise Words to the Lord
Including the Fruit of the Spirit Definition
and Hebrew Praise Word.
- Life Verse Practice
- Hebrew Writing Practice
- Read Story

3.

Prophets/Writings "Haftarah"

- God Rules over all
- Who does He esteem?
(look upon, appreciate, look
graciously, regard)
-Isaiah 66:1-4, 12, 13

Children's work pages begin here!

2.

God's Teachings/Law – "Torah"

- God found violence and sin
- Genesis 9:9, 11, 13-15
- God sent a flood but kept Noah and his family alive
- God made a covenant to never destroy the earth with a flood. Deuteronomy 31:8
- God promises never to leave us

Teacher's Special Instructions

We start with a lesson on the Hebrew language. We will both write and speak Hebrew.

We do this for two reasons:

- 1) All students are at the same level in learning a new language, and they enjoy it.
- 2) It gives the students a chance to learn biblical truths embedded in the original language of the Hebrew Scriptures (Old Testament). Start by pointing out they are used to reading from left to right, but Hebrew reads from right to left. They also will need to write Hebrew from right to left.

Materials:

- a. White board, black board or large easel and paper
- b. Markers
- c. Handouts or writing paper for the students
- d. Pens or pencils for the students

Noach (Noah)

Elohim (Creator God)

Keshet (bow or weapon)

Preparation:

- a. Choose 2 or 3 Hebrew words from the Hebrew writing page(s). On the board, write the words in English and in the transliterated form given in the left column of the Hebrew writing page(s).
- b. Leave space to write the word in Hebrew.
- c. Explain that the letters they see on the page are written in book print like they might see on a sign, or that they would print themselves.
- d. The words used on their Hebrew writing pages are all words that are related to each individual lesson. Generally, a Hebrew word is chosen from the lesson and emphasized each week, both to teach character and increase understanding of the concepts being taught. New words will be in the box on the upper right of this page. We also teach various names of the Triune God in Hebrew.

Israeli street sign



Procedure:

- a. Demonstrate the writing procedure of two or three Hebrew words on the board. Have the students follow your directions on their work pages. Be sure to point out the special features of each letter.
- b. Then have the students try a few words on their own, or complete the rest of the page. The ability to finish the whole exercise will depend on how much time you have. (2 to 5 minutes time is needed to finish the page.)

Games/Activities: Normally games are played after children's work pages are complete.

See: Aleph-Bet Hebrew Letter Practice: Letters 1 through 5 (Say, Trace and Write) on page 41.

Prayer and Praise Words


(Thank you ...Bless you...)

JOY: Thank you, Lord for the **JOY of the Holy Spirit that bubbles up** inside and springs into **praise for all the wonderful blessings** that come from **YOU!**

1. Let's thank God for one thing He has blessed you with this week.

Write your thank you here:

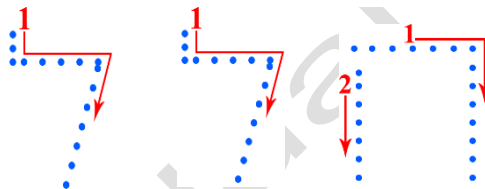
PRAISE is a way to THANK GOD for HIS Goodness to us and others.



Lamed

Lamed

Hey



Praise word: Hallel

EXPRESS JOY, JUBILATION AND CELEBRATION. Hallel is a primary Hebrew root word for praise. Our word “hallelujah” comes from this base word. It means “to be clear, to shine, to boast, to show, to rave, to celebrate.” The Hebrew letters in the Hebrew word “Praise” (Hallel) mean Behold, the tongue, the tongue is created to Praise!

Psalm 113:1-3 (NKJV)

- ¹ Praise the LORD. Praise the LORD, you his servants; praise the name of the LORD.
- ² Let the name of the LORD be praised, both now and forevermore.
- ³ From the rising of the sun to the place where it sets, the name of the LORD is to be praised.

Life Verse Practice: Matthew 4:17 (NKJV) (Say, Sing, Game for Practice)



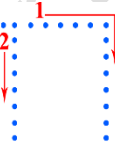


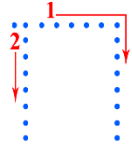
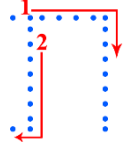
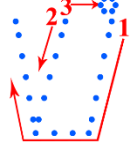
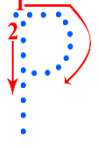
¹⁷ From that time **Jesus (Yeshua)** began to preach and to say,
“Repent, (turn to God and change the way you think and act) for the kingdom of heaven is at hand.”

Hebrew/English	<div> <div>← Write and read Hebrew from right to left.</div> <div>← Start here</div> </div>
Adonai, (LORD / YHVH The Name, The Merciful One)	<div> <div>Hey</div> <div>Vav</div> <div>Hey</div> <div>Yood</div> </div>
Practice Writing	
ELOHIM (Aloheem) (Creator God)	<div> <div>Mem</div> <div>Yood</div> <div>Hey</div> <div>Lamed</div> <div>Aleph</div> </div>
Practice Writing	
Yeshua (Salvation, Jesus) (Son of God)	<div> <div>Ayin</div> <div>Vav</div> <div>Sheen</div> <div>Yood</div> </div>
Practice Writing	
Ruahk Hakodesh (Holy Spirit of God)	<div> <div>Sheen</div> <div>Dalet</div> <div>Vav</div> <div>Qoof</div> <div>Hey</div> <div>Chet</div> <div>Vav</div> <div>Reysh</div> </div>
Practice Writing	



GOD KEEPS HIS PROMISES



Hebrew /English	 Write and read Hebrew from right to left  Start here
NOACH (Noah, Rest)	<div>Chet</div>  <div>Noon</div> 
Practice Writing	
Chen (Favor, Grace)	<div>Final Noon</div>  <div>Chet</div> 
Practice Writing	
Keshet (Bow, Rainbow)	<div>Tav</div>  <div>Sheen</div>  <div>Qoof</div> 
Practice Writing	

God's
Word is
Powerful


Noah (Noach) נח

Genesis 6:9-11 ~ Isaiah 66:1-24 ~ John 1:1-18

Last week we learned how **God SPEAKS** and **HIS WORD** is so **POWERFUL THAT IT** created the **world and everything in it**. After He created everything, He said that it was **very good**. But then, something **very bad happened**. Right in the garden that God had planted, **SIN** entered the world! And in Noah's day, people had become so sinful that God said **the whole world was violent and corrupt**. (Genesis 6:6, 11, 12)

All this violence and sin made God's heart sad. (Genesis 6:6)

He was so sad that He said, "I will destroy man whom I have created from the face of the earth, both man and beast, creeping things and birds of the air, for I am sorry that I have made them." Could anyone be saved??



Yes, there was one man, Noah, who was a just man. (Gen. 6) Just means righteous and to be righteous, **Noah did what was RIGHT** in God's eyes. How did Noah know what was right? Noah **walked with God!** (Gen. 6:9) If you walk with your friend, you get to know them. You talk and learn all about them; you learn what makes them happy or sad. As Noah walked with God, he learned what was right in God's eyes, and he did what was right. Was Noah perfect? Probably not, but, Noah found **grace in the eyes of the LORD**. (Gen.6:8)

So, God told Noah that he was going to destroy the earth and that Noah should build an ark. Noah and his family would be safe in the ark when the flood came. He gave Noah all the directions, and Noah did just what God told him to do. He made the ark 300 cubits long, 50 cubits wide, and 30 cubits high, with one window and 3 levels (decks). (Genesis. 6:15,16) God told Noah that He would bring the flood waters to destroy every living thing on the earth!



Noah did all that God commanded; he finished the ark, then he went into it with his wife, their 3 sons, and their sons' wives – 8 people in all. Also 2 of every kind of unclean animals and 7 pair of every kind of clean animals went into the ark. Oh, oh, there was a big door that needed to be closed, but who could reach it?? The Bible tells us that **God closed the door to the ark!** (Genesis 7:16) What an amazing God.

And the rain began to pour from the skies and the fountains in the ground gushed with water, and the entire earth began to be covered with water. (Gen. 7:11-17) It rained 40 days and 40 nights – until the water was so deep that all the mountains were under water, and all the people and animals on the earth had died. (Gen. 7:17) Only Noah and his family and the animals on the ark were alive! (Gen.7:23)



The water was so deep it stayed on the earth for 150 days; then it began to go down and the ark rested on Mount Ararat. (Gen. 8:3, 4) Noah wondered if there was any dry land, so he sent out two birds – a raven and a dove. The dove found no ground to land on and returned to the ark. After 7 more days, Noah sent the dove out again. This time she came back with an olive leaf. What could Noah tell from this? Yes, he could tell that the trees were now above water. In seven more days, he sent the dove out again, and this time the dove did not return.



Then God spoke to Noah and told him to go out from the ark. (8:16) God blessed Noah and his sons and told them to have lots of children, so earth would be full of people again. (9:1) God reminded Noah that man is made in God's own image (9:6), and **God made a covenant with Noah**. God said that He would **never again destroy the earth with a flood!** And God put a beautiful **rainbow** in the sky as a **sign** and **promise** that He would never again flood the whole earth. (9:9, 11, 13-15)



The Hebrew word for bow or weapon is Keshet. God used the rain to make a flood. He used it as a weapon, but he shows us every time we see a rainbow, that He laid down that weapon. **He laid down His bow**, and we can see it in the heavens. We can actually **SEE HIS PROMISE!**

Every time you see a rainbow, you can remember Noah and the flood. And when you see a rainbow you will remember that **GOD KEEPS HIS PROMISES!**

Sometimes it feels like we are living in times as they were in Noah's days because we hear about so much violence and corruption. We do not have to be afraid and worry, because God keeps His promises, and this is what He says to us:

"I WILL NEVER LEAVE YOU NOR FORSAKE YOU." (Heb. 13:5, Deut. 31:8) **THE LORD IS MY HELPER, I WILL NOT FEAR.** (Heb. 13:6, Psa. 27:1)

Just as we still see God's promise of the rainbow in the skies, **these words** are **God's promise to us**, so we can be brave and not fearful because God is never going to leave us, and we can be joyful because the LORD will help us. The all-powerful God is with us, and He is helping us. Just as Noah did, you can walk with God and talk with Him, and God will be with you and help you!

GOD KEEPS HIS PROMISES



Read TORAH (God's Teachings / Law) GENESIS 6 and 7

I WILL DESTROY MAN WHOM I HAVE CREATED
FROM THE FACE OF THE EARTH
... I AM SORRY THAT I HAVE MADE THEM.

Genesis 6:6



TORAH (God's Teachings / Law) Genesis 6:5-6 (NKJV)

⁵ Then the LORD (YHVH) saw that the wickedness of man was great in the earth, and *that* every intent of the thoughts of his heart was only evil continually. ⁶ And the LORD (YHVH) was sorry that He had made man on the earth, and He was grieved in His heart.

Circle Answers:

1. What did God see on earth?
2. God said man's deepest thoughts were what?
3. How did God feel about man?




TORAH (God's Teachings / Law) Genesis 6:15-16 (NKJV)

¹⁵ And this is how you shall make it: The length of the ark *shall be* three hundred cubits (450 feet), its width fifty cubits (75 feet), and its height thirty cubits (45 feet).

¹⁶ You shall make a window for the ark, and you shall finish it to a cubit (18 inches) from above; and set the door of the ark in its side. You shall make it *with* lower, second, and third *decks*.

**NOAH FOUND GRACE
IN THE EYES
OF THE LORD
Genesis 6:8**

1. Underline what Noah found in the Lord's eyes




2. What did Noah and his family build? _____
3. Did God give specific instructions? Yes or No?
4. Circle the size of the ship.
5. How many decks were on the ship? _____
6. Why is it important to do exactly as God says?

TORAH (God's Teachings/ Law) Genesis 7:23 (NKJV)

²³ So He destroyed all living things which were on the face of the ground: both man and cattle, creeping things and birds of the air. They were destroyed from the earth. Only Noah and those who were with him in the ark remained *alive*.

Circle Answer:

1. Who remained alive?



**NOAH WONDERED IF THERE WAS ANY DRY LAND,
SO NOAH SENT OUT TWO BIRDS, A RAVEN AND A DOVE.**



TORAH (God's Teachings / Law) Genesis 8:6-12 (NKJV)

⁶ So it came to pass, at the end of forty days, that Noah opened the window of the ark which he had made. ⁷ Then he sent out a raven, which kept going to and fro until the waters had dried up from the earth. ⁸ He also sent out from himself a dove, to see if the waters had receded from the face of the ground. ⁹ But the dove found no resting place for the sole of her foot, and she returned into the ark to him, for the waters were on the face of the whole earth. So he put out his hand and took her, and drew her into the ark to himself. ¹⁰ And he waited yet another seven days, and again he sent the dove out from the ark. ¹¹ Then the dove came to him in the evening, and behold, a freshly plucked olive leaf was in her mouth; and Noah knew that the waters had receded from the earth. ¹² So he waited yet another seven days and sent out the dove, which did not return again to him anymore.

Read TORAH (God's Teachings / Law) Genesis 8:6-12

1. Which bird returned? Raven or Dove?
2. How many times did it return? _____



TORAH (God's Teachings / Law) Genesis 9:9-11 (NKJV)

⁹ “And as for Me, behold, I establish My covenant with you and with your descendants after you, ¹⁰ and with every living creature that *is* with you: the birds, the cattle, and every beast of the earth with you, of all that go out of the ark, every beast of the earth. ¹¹ Thus I establish My covenant with you: Never again shall all flesh be cut off by the waters of the flood; never again shall there be a flood to destroy the earth.”

Circle Answer:

1. What was the covenant that God made with man and the earth?

HAFTARAH (Prophets / Writings) Isaiah 66:1-2 (NKJV)

Thus says the LORD (YHVH), “Heaven *is* My throne, And earth *is* My footstool.

Where *is* the house that you will build Me? And where *is* the place of My rest?

² For all those *things* My hand has made, And all those *things* exist, “Says the LORD (YHVH).

“But on this *one* will I look: On *him who is* poor and of a contrite spirit,

And who trembles at My word.”

Circle Answers:

1. Where is God's throne? _____
2. What is God's footstool? _____
3. Who made everything? _____
4. What (3) attitudes does God (YHVH) pay attention to?



HAFTARAH (Prophets / Writings) Isaiah 66:3-4 (NKJV)

³ “He who kills a bull *is as if* he slays a man;

He who sacrifices a lamb, *as if* he breaks a dog’s neck;

He who offers a grain offering, *as if he offers* swine’s blood; He who burns incense, *as if* he blesses an idol.

Just as they have chosen their own ways,

And their soul delights in their abominations,

⁴ So will I choose their delusions,

And bring their fears on them;

Because, when I called, no one answered,

When I spoke they did not hear;

But they did evil before My eyes,

And chose *that* in which I do not delight.”

HAFTARAH (Prophets / Writings) Isaiah 66:10-13 (NKJV)

¹⁰ “Rejoice with Jerusalem, And be glad with her, all you who love her;

Rejoice for joy with her, all you who mourn for her; ¹¹ That you may feed and be satisfied

With the consolation of her bosom, That you may drink deeply and be delighted

With the abundance of her glory.” ¹² For thus says the LORD (YHVH):

“Behold, I will extend peace to her like a river, And the glory of the Gentiles like a flowing stream.

Then you shall feed; On *her* sides shall you be carried, And be dandled on *her* knees.

¹³ As one whom his mother comforts, So I will comfort you; And you shall be comforted in Jerusalem.”

1. People who love and fear LORD’s (YHVH) word will rejoice with Jerusalem and God will...

(Circle your answers)



People still choose to do their own thing and do evil rather than walk in God’s ways! But God is going to put an end to those doing evil.

(Circle the answers in the Scriptures)

1. What does their soul delight in?
2. So God will bring what on them?
3. Did they listen when God spoke?

HAFTARAH (Prophets / Writings) Isaiah 66:22-23 (NKJV)

²² “For as the new heavens and the new earth
Which I will make shall remain before Me,”
says the LORD (YHVH),
“So shall your descendants and your name remain.
²³ And it shall come to pass
That from one New Moon to another,
And from one Sabbath to another,
flesh shall come to worship before Me,” says the LORD (YHVH).

BRIT CHADASHAH (New Testament) Matthew 3:3 (NKJV)

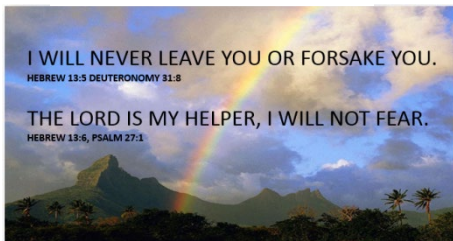
³ For this is He who was spoken of by the Prophet Isaiah, saying:
“The voice of one crying in the wilderness:
‘Prepare the way of the LORD (YHVH);
Make His paths straight.’”

How do we prepare the way of the Lord?

BRIT CHADASHAH (New Testament) Matthew 4:17 (NKJV)

¹⁷ From that time Jesus (Yeshua) began to preach and to say, “Repent, for the kingdom of heaven is at hand.”

The Lord keeps
His promises!



1. Who will come and worship before the Lord when he has made a new heaven and new earth. (Circle your answer)
 2. What do you do to worship the Lord now?
-



1. What was one way Jesus (Yeshua) said to prepare the way in Matthew 4:17? (Circle your answer)
 2. Can you list other ways to prepare your heart for the Lord?
-
-

**Barook (Blessing) May Elohim bless you with a will that quickly repents
and turns and walks in His ways.**

(Teacher note:

You can bless the students at the end of the class with this blessing as a whole group or individually.)

Games and Activities Teacher Instructions

For each of the lessons one of the games has been suggested to re-enforce the theme of the lesson. We have used the following games in a variety of ways. You can use the game suggested or choose another which fits your students and your time frame.

A list of general games that can be used for any/all lessons is included on pages 255-256.

Aleph-Bet Game

We divided the Aleph-Bet into groups of 5 letters so students can learn them in sections. This makes it easier to remember and does not overwhelm them. Each game comes with a set of instructions. It is suggested that you start with the first set of 5 letters with lesson 2 of Noah (Noach) and use the next 4 sets with the following lessons.

1. We start by saying the letter and the letter's value. Example: Gimel is 3.
2. Then we say the sound the letter makes. Example: Gimel says "guh" as in "girl".
3. Then say the meaning of the letter is "camel, pride, to lift up".
4. Finally, we trace or write the letter.
5. As an option you can cut the page into the designated rectangles and then scramble and have the children put them in the right order.
6. For advanced scramble, cut the rectangle in half, separating the letter, value and meaning from the writing letter. Scramble all the pieces and have the students assembly in correct order.

You can use these lessons more than once and we have found that the students learn them quickly. This seems to be a "favorite" for the students and can be used as a writing page or cut up and used as an activity scramble game. Directions for the scramble game are provided at the top of the Aleph-Bet Hebrew Letter Practice page 41.

TIC TACK TOE

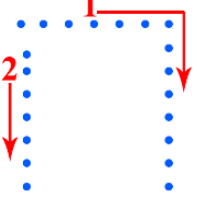
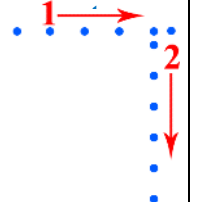
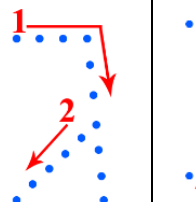
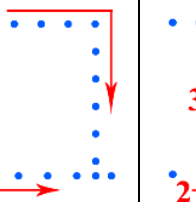
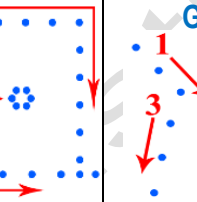
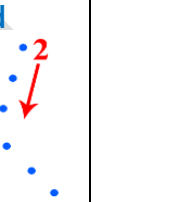
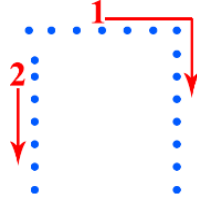
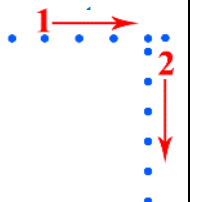
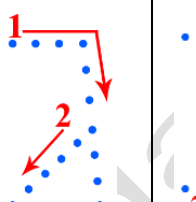
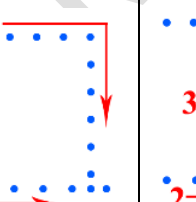
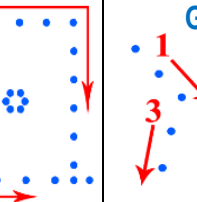
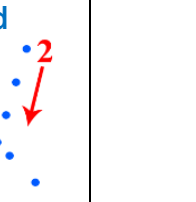
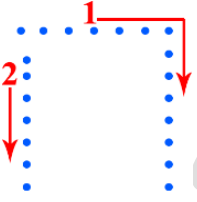
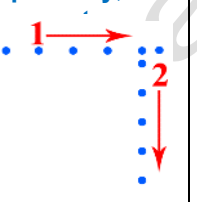
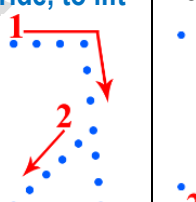
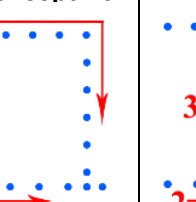
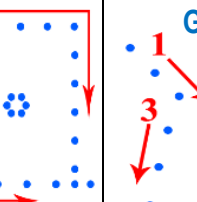
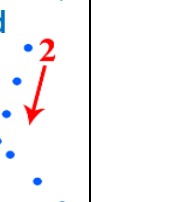
1. Compile a list of questions covering information you and the children have learned in the lesson. (See page 1~ 5. Reinforcing the WORD to Build "Banah" lives to begin questions.)
2. Organize teams. If you have a large number of children, you can have several Tic Tack Toe grids being played at once. If possible keep the teams small in number - 3 to 4 children on a team gives each one more opportunity to answer a question and choose a box to put their X or O in.
3. Have large Tic Tack Toe grids on the board or large paper at front of room.
4. Alternate questions by team.
5. If correct answer is given the child answering puts an X or an O in the box, they choose until one team has 3 of the same letter in a row and wins.

Aleph-Bet Hebrew Letter Practice

Letters 1 through 5 (Say, Trace and Write)

- Say the name of each letter, say the value of the letter, say the sound the letter makes, say the meaning of the letter and trace the letter three times.
- Say the name of each letter, say value of letter and write letter.
- As an option, you can cut the page into the designated rectangles and then scramble and have the children put them in the right order.

Hebrew is read and written from right to left.  **START HERE!**

<p>Hay = 5 H as in hay behold, the, to reveal</p> 	<p>Dalet = 4 D as in door door, pathway, to</p> 	<p>Gimel = 3 G as in girl camel, pride, to lift</p> 	<p>Veit V as in vine (exactly like Beit except no</p> 	<p>Beit = 2 B as in boy in, tent,</p> 	<p>Aleph = 1 Silent ox, strength, leader, father, God</p> 
<p>Hay = 5 H as in hay behold, the, to reveal</p> 	<p>Dalet = 4 D as in door door, pathway, to</p> 	<p>Gimel = 3 G as in girl camel, pride, to lift</p> 	<p>Veit V as in vine (exactly like Beit except no</p> 	<p>Beit = 2 B as in boy in, tent,</p> 	<p>Aleph = 1 Silent ox, strength, leader, father, God</p> 
<p>Hay = 5 H as in hay behold, the, to reveal</p> 	<p>Dalet = 4 D as in door door, pathway, to</p> 	<p>Gimel = 3 G as in girl camel, pride, to lift</p> 	<p>Veit V as in vine (exactly like Beit except no</p> 	<p>Beit = 2 B as in boy in, tent,</p> 	<p>Aleph = 1 Silent ox, strength, leader, father, God</p> 
Hay - 5	Dalet - 4	Gimel - 3	Veit	Beit - 2	Aleph - 1

El Shaddai Ministries