

Teacher's Lesson Flow:
Take Up (Nasso) נשנ

Numbers 4:21-7:89~Judges 13:2-25~John 3-4

Life Verse: John 3:16 (NKJV)

For God so loved the world that He gave His only begotten Son,
that whoever believes in Him should not perish but have everlasting life.

5.

Reinforcing the WORD to Build "Banah" lives

- a. Quickly review Prayer and Praise Words to Thank YHVH God.
- b. Review quickly Life Verse: John 3:16
- c. What does it mean to be blessed by God?
- d. Does Yahweh keep His promises?
- e. How do you find peace?
- f. Do you know the One called Wonderful?

4.

New Testament
"B'rit Chadashah"

- a. God's Son given for our salvation
-John 3:16
- b. How to get everlasting life and true peace
- John 3:36

Pattern of
Blessing
through
Yeshua

1.

Start Here

PRAISE "Hallel"

- a. Practice Prayer and Praise Words to the Lord Including the Fruit of the Spirit Definition and Hebrew Praise Word.
- b. Life Verse Practice
- c. Hebrew Writing Practice
- d. Read Story

3.

Prophets/Writings "Haftarah"

- a. God's promise of Sampson and His blessing
-Judges 13:2-25
- b. Promise of the One called Wonderful
-Isaiah 9:6

2.

God's Teachings/Law - "Torah"

- a. Separated for God - Nazirite
- Numbers 6:1-21
- b. God's commanded blessing
- Numbers 6:22-27

Children's work pages begin here!

Teacher's Special Instructions

We start with a lesson on the Hebrew language. We will both write and speak Hebrew.

We do this for two reasons:

- 1) All students are at the same level in learning a new language, and they enjoy it.
- 2) It gives the students a chance to learn biblical truths embedded in the original language of the Hebrew Scriptures (Old Testament). Start by pointing out they are used to reading from left to right, but Hebrew reads from right to left. They also will need to write Hebrew from right to left.

Materials and Vocabulary:

- a. White board, black board or large easel and paper
- b. Markers
- c. Handouts or writing paper for the students
- d. Pens or pencils for the students

Nasso (Take up)

Paalay (Wonderful)

Shalom (Peace)

Preparation:

- a. Choose 2 or 3 Hebrew words from the Hebrew writing page(s). On the board, write the words in English and in the transliterated form given in the left column of the Hebrew writing page(s).
- b. Leave space to write the word in Hebrew.
- c. Explain that the letters they see on the page are written in book print like they might see on a sign, or that they would print themselves.
- d. The words used on their Hebrew writing pages are all words that are related to each individual lesson. Generally, a Hebrew word is chosen from the lesson and emphasized each week, both to teach character and increase understanding of the concepts being taught. New words will be in the box on the upper right of this page. We also teach various names of the Triune God in Hebrew.

Israeli street sign



Procedure:

- a. Demonstrate the writing procedure of two or three Hebrew words on the board. Have the students follow your directions on their work pages. Be sure to point out the special features of each letter.
- b. Then have the students try a few words on their own, or complete the rest of the page. The ability to finish the whole exercise will depend on how much time you have. (2 to 5 minutes time is needed to finish the page.)

Games/Activities: Normally games are played after children's work pages are complete.

Continue to use the Counting the Omer activity on page 179.

Prayer and Praise Words (Thank you ...Bless you...)

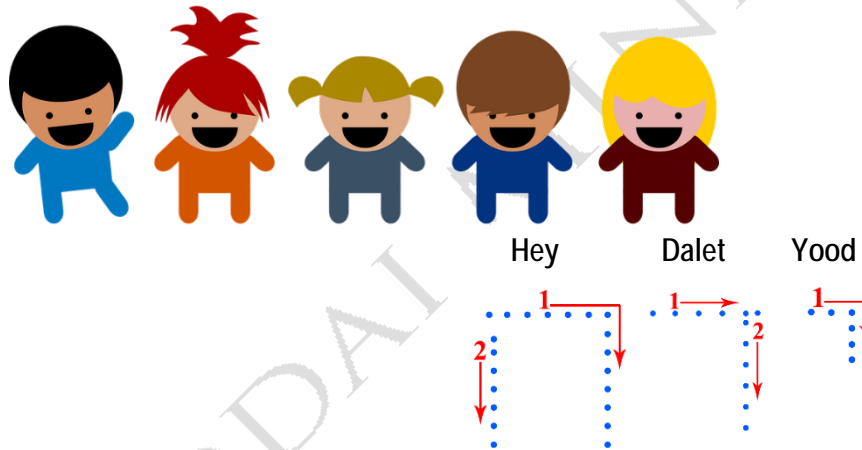
Say together and discuss briefly.

Peace: Even when I don't understand, thank you for PEACE, that your Holy Spirit causes to flow through me like a quiet stream flows through a green meadow.

1. Let's thank God for one thing He has blessed you with this week.

Write your thank you here:

PRAISE is a way to THANK GOD for HIS Goodness to us and others.



Praise word: Yadah

EXPRESS Gratitude, Thankfulness and Surrender

Yadah means "the extended hand, to throw out the hand therefore to worship with extended hand."



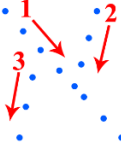
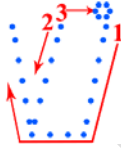
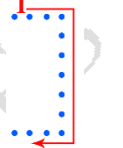
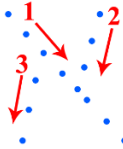
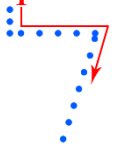
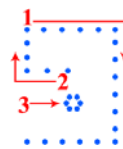
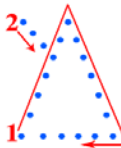

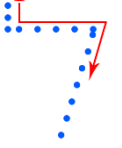
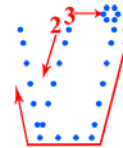
Psalm 43:5 (NKJV)

Why are you cast down, O my soul? And why are you disquieted within me? Hope in God; for I shall yet praise Him, the help of my countenance and my God.

Life Verse: John 3:16 (NKJV)

For God so loved the world that He gave His only begotten Son,
that whoever believes in Him should not perish but have everlasting life.

Pattern of Blessing through Yeshua

Hebrew /English	 Write and read Hebrew from right to left  Start here
Nasso (Take up)	<div> <div>Aleph</div> <div>Sheen</div> <div>Noon</div> </div>   
Practice Writing	
Paalay (Wonderful)	<div> <div>Aleph</div> <div>Lamed</div> <div>Pey</div> </div>   
Practice Writing	
Shalom (Peace)	<div> <div>Mem</div> <div>Vav</div> <div>Lamed</div> <div>Sheen</div> </div>    
Practice Writing	

Nasso – Take Up נשא
Numbers 4:21-7:89; Jud. 13:2-25; Jn. 3-4

Can you imagine what it would be like to have the **Angel of the LORD** appear right in front of you and talk to you?



That is exactly what happened to Manoah's wife! Manoah and his wife lived in Zorah, Israel during the time of the judges. Manoah and his wife had no children. And the Angel of the LORD appeared to the woman and said to her, indeed now, you are barren and have had no children, but you will conceive a son. Now please be careful not to drink wine or eat anything unclean, and when your son is born, do not cut his hair. For the child will be a Nazarite to God from his birth til his death. That means he would be separated to God – to fulfill God's purposes for his life. (Numbers 6:1-21) What would Sampson's purpose be? The Angel of the LORD said that Sampson would deliver Israel from the hand of the Philistines! As long as he was separated to God, he would be a mighty warrior hero! (Judges 13:2-16:31)

The woman was so excited she came and told her husband about the awesome Angel of the LORD, but she didn't know his name or where He had come from. (Judges 13:6)

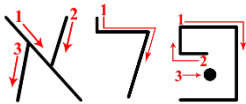
What would you do if you were Manoah? Would you want to talk with this Angel of the LORD? Well, Manoah prayed for God to let this Man of God come again and teach us what they were to do for this child they would have. Do you think "Man of God," is another name for this angel?




And God answered Manoah's prayer, sending the ANGEL OF GOD again to Manoah's wife. She ran to tell her husband saying, the Man who appeared to me is back!!! Manoah followed his wife, and seeing the Man he asked, "Are you the Man who spoke to this woman?" He said, "I am!" Then Manoah asked the man his name. The Angel of the LORD said "why do you ask My name seeing it is Wonderful?" (Judges 13:8-18)



Was this special Angel giving Manoah a clue to who he is? John 3:16 says, For God so loved the world that He gave **His only begotten Son**....., and when Isaiah was describing Yeshua, he said Unto us a **Son would be given** and one of His names would be **wonderful!!** (Isaiah. 9:6)

In Hebrew, the word for wonderful is  (aleph, lamed, pey – paaley)

In the ancient Hebrew these letters mean that God would be a shepherd and speak wonderful news! Who do you think this could be describing?



Then Manoah said to his wife, **We have seen God!** And the Angel of the LORD ascended toward heaven in the flame of the altar! The Bible tells us that no man has seen God and lived (Exodus 33:20), so who did Manoah and his wife see? Can you connect this with the Hebrew word “wonderful” to tell who this Angel of the LORD could have been?

And just as the Angel of SAID, Manoah’s wife had him Sampson. And the child grew, and the LORD you notice that the **Lord blessed Sampson**? Do you too? Good news! God wants to bless you, too!



the LORD HAD a son and called blessed him. Did want God’s blessing

The Lord spoke to Moses and told him how to bless God’s people. **This is the blessing God wants to give you:**



The LORD bless you and keep you;
The LORD make His face to shine upon you,
And be gracious to you.
The LORD lift up His countenance upon you and give you peace.
The Hebrew word for peace is “shalom”.



The Hebrew word shalom is  (mem, vav, lamed, sheen), and if you take the

meaning of each letter, together they mean: destroy the ruler connected to chaos and you will have peace/shalom.




Do you know how to be blessed with peace? You can only have true peace when you believe in God's Son, Yeshua.

John 3:16 says: For God so loved the world, He gave His only begotten Son; that whoever believes in Him will not perish, but have eternal life.

Belief in God's Son also gives you life FOREVER and you don't have to worry about God's wrath!

He who believes in the Son has everlasting life; and he who does not believe the Son shall not see life, but the wrath of God abides on him. (John 3:36)

True shalom is believing in Yeshua. Can you tell someone how to stop worrying and how to have shalom/peace today?



HAFTARAH (Prophets / Writings) Judges 13:2-25

What would it be like to have an angel of the Lord appear to you?
Number the events in the proper order.



Manoah prayed for God to let the Man of God come again and teach them what they were to do for this child they would have.

Judges 13:8

The Angel of the LORD said that Sampson would deliver Israel from the hand of the Philistines!





God answered his prayer.
Judges 13:9-18


As long as he was separated to God, he would be a mighty warrior hero!

The Angel of the LORD said why do you ask My name seeing it is wonderful?



We have seen God!
Judges 13:20

And the Angel of the LORD ascended toward heaven in the flame of the altar!





Judges 13:24-25

Manoah's wife had a son and called him Sampson. And the child grew, and the LORD blessed him.



"The child shall be a Nazarite from birth."
Numbers 6:1-21



An angel of the Lord appeared to Manoah's wife in Norah!

Judges 13:2-5

Indeed now, you are barren and have had no children, but you will conceive a son.

That means he would be separated to God – to fulfill God's purposes for his life.

Was this special Angel giving Manoah a clue to who he is?

John 3:16 (NKJV)

For God so loved the world that He gave His only begotten Son, that whoever believes in Him should not perish but have everlasting life.

Isaiah 9:6 (NKJV)

For unto us a Child is born,
Unto us a Son is given;...
And His name will be called
Wonderful, Counselor,
Mighty God,...

1. Who's name is Wonderful?

TORAH (God's Teachings / Law) Numbers 6:22-27

The Priestly Blessing

²² And the LORD spoke to Moses, saying:



²³ "Speak to Aaron and his sons, saying, 'This is the way you shall bless the children of Israel. Say to them:

²⁴ "The LORD bless you and keep you;

²⁵ The LORD make His face shine upon you, And be gracious to you;

²⁶ The LORD lift up His countenance upon you, And give you peace.'"

²⁷ "So they shall put My name on the children of Israel, and I will bless them."



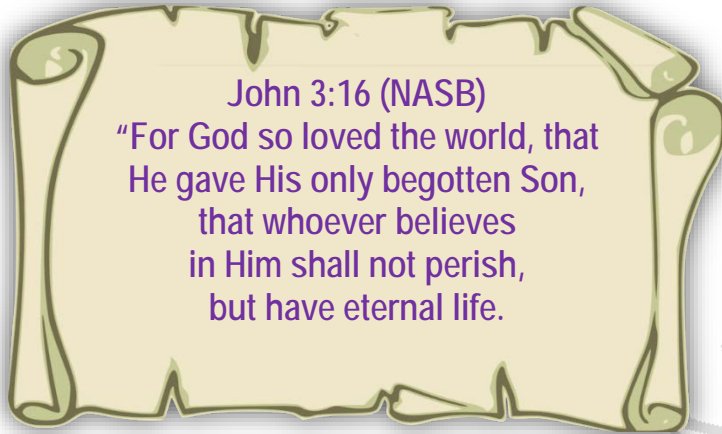
Draw a picture of you receiving the Blessing!

Do you know how to be blessed with peace?

1. Do you believe in God's
Son, Yeshua(Jesus)?

YES or NO




Believe in God's Son, Yeshua.




2. Do you know that you are
blessed with PEACE when
you ask Yeshua to forgive
your sins and HE is your
Lord, Shepherd and King?

YES or NO

Count your blessings 1 by 1 and thank God for His Love and Help!

 God has blessed <u>me</u> with: (Write or draw the blessings)	 God has blessed <u>my family</u> with: (Write or draw the blessings)	 God has blessed <u>my friends</u> with

True shalom is believing in Yeshua.



Can you tell someone how to stop worrying
and how-to have shalom/peace today?

1. Write one or two names of those who need GOD's forgiveness and shalom/peace.

2. Can you pray for them? YES or NO

3. Pray for Israel to have the shalom/peace of God, especially the children.

Life Verse: John 3:16 (NKJV)

For God so loved the world that He gave His only begotten Son,
that whoever believes in Him should not perish but have everlasting life.

Barook (Blessing) May Elohim bless you with Faith and Strength as He upholds you.

(Teacher note:

You can bless the students at the end of the class with this blessing as a whole group or individually.)

Games and Activities Teacher Instructions

For each of the lessons one of the games has been suggested to re-enforce the theme of the lesson. We have used the following games in a variety of ways. You can use the game suggested or choose another which fits your students and your time frame.

A list of general games that can be used for any/all lessons is included on pages 167-176.

Counting the Omer

When this portion is usually read we are "Counting the Omer." This is the traditional countdown between First Fruit and Shavuot. We practice with the students and count the days as well as say the prayer and Psalm 67. Activity page is on page 179.

1. Speak aloud the blessing.
2. Read Psalm 67 aloud.

Have the students draw hearts to count the days that have already passed adding one for this day.

BUILD BOB

1. Have a list of questions from the current or the past several lessons.
2. Divide the class into even teams.
3. Ask alternating teams a question. The teams can discuss the answer if they need to. For each correct answer, the team gets to draw a "body part" on the board. The "drawings" consist of stick figures with a round head.
4. There are 6 body parts to be a complete "Bob" – the head, the body, two arms and two legs – If you want the game to go longer, hands and feet can be added. The first team to build Bob wins.