

## Teacher's Lesson Flow:

### Feast of Booths (Tabernacles) (Sukkot) סוכות Deuteronomy 16:13-16~ Zechariah 1-16

#### Life Verse Practice: Deuteronomy 16:13 (NKJV)

<sup>13</sup> "You shall observe the Feast of Tabernacles seven days, when you have gathered from your threshing floor and from your winepress.

5.

#### Reinforcing the WORD to Build "Banah" lives

- Quickly review Prayer and Praise Words to Thank YHVH God.
- Review Life Verse: Deuteronomy 16:13.
- Review Hebrew letters and vocabulary.
- Why do we celebrate the Feast of Sukkot?
- How do we celebrate the Feast of Sukkot?
- What does our celebration prepare us for?

4.

#### New Testament "B'rit Chadashah"

- God fulfills a promise  
-Acts 2:22,24; Luke 1:32;  
Acts 2:34-35
- Fulfillment of the Holy Spirit  
-Acts 1:8; 2:4, 41
- Promises for the future  
-Acts 2:20

Remembering  
and Looking  
Forward with  
Joy

1. **Start Here**

#### PRAISE "Hallel"

- Practice Prayer and Praise Words to the Lord Including the Fruit of the Spirit Definition and Hebrew Praise Word.
- Life Verse Practice
- Hebrew Writing Practice
- Read Story

3.

#### Prophets/Writings "Haftarah"

- The coming day of the Lord  
-Zechariah 14:1-3
- The Lord comes  
- Zechariah 14:4-16

#### Children's work pages begin here!

2.

#### God's Teachings / "Torah"

- God's command to Celebrate Feasts  
-Deuteronomy 16:13-16
- How to celebrate Sukkot  
-Leviticus 23:39-43

## Teacher's Special Instructions

We start with a lesson on the Hebrew language. We will both write and speak Hebrew.

We do this for two reasons:

- 1) All students are at the same level in learning a new language, and they enjoy it.
- 2) It gives the students a chance to learn biblical truths embedded in the original language of the Hebrew Scriptures (Old Testament). Start by pointing out they are used to reading from left to right, but Hebrew reads from right to left. They also will need to write Hebrew from right to left.

### Materials and Vocabulary:

- a. White board, black board or large easel and paper
- b. Markers
- c. Handouts or writing paper for the students
- d. Pens or pencils for the students
- e. The words used on their Hebrew writing pages are all words that are related to each individual lesson. Generally, a Hebrew word is chosen from the lesson and emphasized each week, both to teach character and increase understanding of the concepts being taught. New words will be in the box on the upper right of this page. Various names of God will also be taught in Hebrew.

#### New Hebrew words transliterated

Sukkot (Feast of Booths)

Simchah (Joy)

Nes (Miracle)

### Preparation:

- a. Choose 2 or 3 Hebrew words from the Hebrew writing page(s). On the board, write the words in English and in the transliterated form given in the left column of the Hebrew writing page(s).
- b. Leave space to write the word in Hebrew.
- c. Explain that the letters they see on the page are written in book print like they might see on a sign, or that they would print themselves.

### Procedure:

- a. Demonstrate the writing procedure of two or three Hebrew words on the board. Have the students follow your directions on their work pages. Be sure to point out the special features of each letter.
- b. Then have the students try a few words on their own, or complete the rest of the page. The ability to finish the whole exercise will depend on how much time you have. (2 to 5 minutes time is needed to finish the page.)

#### Israeli street sign



**Games/Activities:** Normally games are played after children's work pages are complete.

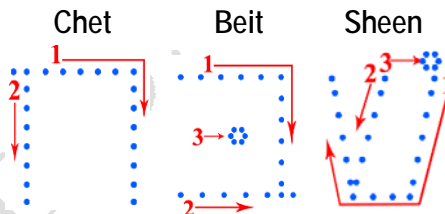

## Prayer and Praise Words

(Thank you ...Bless you...)

Joy: Thank you, Lord for the **JOY of the Holy Spirit** that bubbles up inside and **springs into praise** for all the **wonderful blessings that come from YOU!**

1. Let's thank God for one thing He has blessed you with this week.
- Whisper a Thank you to the Holy Spirit for giving you joy inside for all He has done for you and your family. \_\_\_\_\_.
- Shout a Thank you to the Holy Spirit for giving you help to have the Holy Spirit's joy inside of you.

PRAISE is a way to THANK GOD for HIS Goodness to us and others.



Praise word: Shabach

EXPRESS to Shout

Shabach means to shout, to address in loud tone, to command, to triumph.

Psalm 145:4 (NKJV)

One generation shall praise Your works to another, and shall declare Your mighty acts.

Life Verse Practice: Deuteronomy 16:13 (NKJV)

<sup>13</sup> "You shall observe the Feast of Tabernacles seven days, when you have gathered from your threshing floor and from your winepress.

## Sukkot ~ Feast of Booths/Tabernacles ~ סוכות Deuteronomy 16:13-16~ Zechariah 1-16

Remembering and Looking Forward with JOY in our outdoor shelters!  
You remember how Yom Kippur was the **most solemn**, serious day of the year because the sins of all the people of Israel had to be covered?

Well, Succot is a **joyful celebration!!**

This celebration begins on the 15<sup>th</sup> of Tishrei, and lasts

for **7 days!** Now that's a celebration. And even more fun –you get to build a little shelter outside. This little shelter is called a Sukkah. A sukkah has 3 walls which can be made of things like twigs and branches or wood. It has a roof that is not solid so that you can see the stars through it. During the week of Sukkot, we eat our meals in the sukkah, pray in it and have guests over to enjoy eating together in the Sukkah. If the weather is good, you may even get to sleep in the Sukkah!! It is kind of like an outside party place.



Does anybody in this room like to go outside and eat in a tent and tell stories? Well, that is kind of what happens when we celebrate Sukkot. There are two very special stories we like to talk about during this great celebration.


Why do we celebrate this feast of the Lord in this way? What are the stories we like to talk about?

Let's go back in time and sit in one of the first sukkah's with a family who just came across the Red Sea with Moses and all of Israel. What story will they be telling?

Wow – what a miracle! We are not slaves in Egypt any longer. Remember how hot it was and how hard the Egyptians made us work? Yes, but then God sent Moses to be our leader, and God did so many miracles to set us free. (The father asks the kids if they have a favorite miracle?) One of the little boys says,) "I liked it when God put frogs everywhere!" (Then a little girl says,) "I liked walking across the Red Sea and looking at the fish in the water that was all piled up on



each side! That was an amazing miracle! (The mom says,) "Now we are in the wilderness living in temporary Sukkahs. We can look right through our roof and remember that God is with us just as He was when He brought us out of Egypt. He is an amazing God! He has set us FREE!"



What was that family doing?

That family was telling the story of the amazing miracles God did to deliver them from slavery in Egypt. It pleases the Lord when we remember and talk about the miracles He has done. He tells us to celebrate those miracles. During Succot, we remember all that God did then, and all the miracles He has done for us.


AND WE DO SOMETHING ELSE. Does anybody know what else we do? We look forward to and celebrate what God **will do** very soon. Do you know what God will soon do? This will be amazing – What does the Bible tell us? Can you draw a picture in your mind of what this will look like?

Zech. 14:1 says: The day of the LORD is coming! Wow – What will that be like?

It's going to start out with a BIG BATTLE. Listen and see if you can find out WHO will fight in this battle and where it will be.

Zech 14:2 tells us this: The LORD will gather all the nations to battle against Jerusalem.

Did you catch that? All the nations will be gathered to fight against who? Against Jerusalem! Now see if you can answer WHO IS GOING TO FIGHT AGAINST THOSE NATIONS....



Zech. 14:3 Then the LORD will go forth and fight against those nations. So the LORD is going to fight all the nations that come to fight Jerusalem AND HE IS GOING TO WIN.

Listen to the rest of what will happen on this amazing day.....

Zech. 14:4,5d 9 11 16 **And in that day His feet will stand on the Mt. of Olives (5d) and the LORD, my God will come, and all the saints with You!**

(9) And the LORD shall be King over all the earth.

(11) (Jerusalem) shall be safely inhabited.

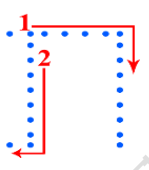
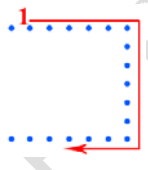
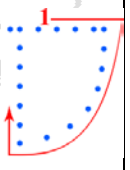
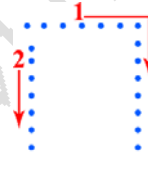
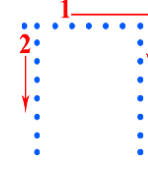
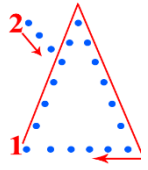
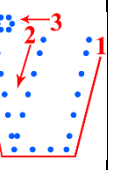
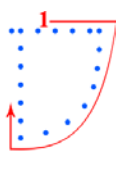



(14)...everyone who is left of all the nations which came against Jerusalem shall go up from year to year to worship the King, the LORD of hosts, and to keep the Feast of Tabernacles – that is the English way to say the Feast of Succot.

**Feast of Tabernacles** is another name for **Sukkot**! The whole world will celebrate that day when Yeshua returns and reigns as KING over all the earth. Are you picturing this in your mind?

This week, when you sit in your Sukkah, remember the miracles God did in Egypt and look forward to the day when Yeshua returns and stands on the Mt. of Olives. When this happens, He will dwell with us forever!! That is really something to celebrate!

## Remembering and Looking Forward with Joy

Hebrew/English	<div style="display: flex; justify-content: space-between; align-items: center;"> <span>← Write and read Hebrew from right to left.</span> <span>← Start here</span> </div>
Sukkot (Feast of Booths/Tabernacles)	<div style="display: flex; justify-content: space-around; align-items: flex-start;"> <div style="text-align: center;"> <b>Tav</b>   </div> <div style="text-align: center;"> <b>Khaf</b>   </div> <div style="text-align: center;"> <b>Samech</b>   </div> </div>
Practice Writing	
Simchah (Joy)	<div style="display: flex; justify-content: space-around; align-items: flex-start;"> <div style="text-align: center;"> <b>Hey</b>   </div> <div style="text-align: center;"> <b>Chet</b>   </div> <div style="text-align: center;"> <b>Mem</b>   </div> <div style="text-align: center;"> <b>Sin</b>   </div> </div>
Practice Writing	
Nes (Miracle)	<div style="display: flex; justify-content: space-around; align-items: flex-start;"> <div style="text-align: center;"> <b>Samech</b>   </div> <div style="text-align: center;"> <b>Noon</b>   </div> </div>
Practice Writing	





Succot is a joyful celebration!!




### TORAH (God's Instructions / Laws) Leviticus 23:33-36 (NKJV)

<sup>33</sup> Then the LORD spoke to Moses, saying, <sup>34</sup> "Speak to the children of Israel, saying: 'The fifteenth day of this seventh month *shall be* the Feast of Tabernacles *for* seven days to the LORD. <sup>35</sup> On the first day *there shall be* a holy convocation. You shall do no customary work *on it*. <sup>36</sup> For seven days you shall offer an offering made by fire to the LORD. On the eighth day you shall have a holy convocation, and you shall offer an offering made by fire to the LORD. It *is* a sacred assembly, *and* you shall do no customary work *on it*.

1. How many days are they to celebrate the Feast of Tabernacles (Booths)? \_\_\_\_\_
2. They were to do no (Circle the answer) Customary Work or Fun Stuff.

<sup>40</sup> And you shall take for yourselves on the first day the fruit of beautiful trees, ' branches of palm trees, the boughs of leafy trees, and willows of the brook; and you shall rejoice before the LORD your God for seven days. <sup>41</sup> You shall keep it as a feast to the LORD for seven days in the year. *It shall be* a statute forever in your generations. You shall celebrate it in the seventh month. <sup>42</sup> You shall dwell in booths for seven days. All who are native Israelites shall dwell in booths, <sup>43</sup> that your generations may know that I made the children of Israel dwell in booths when I brought them out of the land of Egypt: I *am* the LORD your God."

3. Circle why Israelites dwell in booths for seven days. (verse 43)
4. Circle the land that God brought them out of?



## TORAH (God's Instructions / Laws) Exodus 7-12:31 (NKJV)

1. What were the Children of God to remember?  
Match the picture to the miracle God did to free



Darkness

Flies

Hail and lightning

Frogs

Lice

Locusts (grasshoppers)


River into blood

Death of Cattle

Death of the first born

Crossing the sea on dry land

Boils (Sores)





TORAH (God's Instructions / Laws) Deuteronomy 16:13-15 (NKJV)

<sup>13</sup> "You shall observe the Feast of Tabernacles seven days, when you have gathered from your threshing floor and from your winepress. <sup>14</sup> And you shall rejoice in your feast, you and your son and your daughter, your male servant and your female servant and the Levite, the stranger and the fatherless and the widow, who *are* within your gates. <sup>15</sup> Seven days you shall keep a sacred feast to the LORD your God in the place which the LORD chooses, because the LORD your God will bless you in all your produce and in all the work of your hands, so that you surely rejoice.

1. Circle what or who the Lord your God will bless.

HAFTARAH (Prophets/Writings) Zechariah 14: 1-3 (NKJV)


Behold, the day of the LORD is coming, And your spoil will be divided in your midst.

<sup>2</sup> For I will gather all the nations to battle against Jerusalem; The city shall be taken, The houses rifled, And the women ravished. Half of the city shall go into captivity, But the remnant of the people shall not be cut off from the city.

<sup>3</sup> Then the LORD will go forth And fight against those nations, As He fights in the day of battle.



2. Who will fight for Israel against the nations?  
\_\_\_\_\_



HAFTARAH (Prophets/Writings) Zechariah 14: 8\*9 (NKJV)

And in that day it shall be  
That living waters shall flow from Jerusalem,  
Half of them toward the eastern sea  
And half of them toward the western sea;  
In both summer and winter it shall occur.  
⁹ And the LORD shall be King over all the earth.  
In that day it shall be—  
“The LORD *is* one,”  
And His name one.



BRIT CHADASHAH (New Testament) Revelation 21: 1-3 (NKJV) READ ALOUD

Now I saw a new heaven and a new earth, for the first heaven and the first earth had passed away. Also there was no more sea. <sup>2</sup> Then I, John, saw the holy city, New Jerusalem, coming down out of heaven from God, prepared as a bride adorned for her husband. <sup>3</sup> And I heard a loud voice from heaven saying, “Behold, the tabernacle of God *is* with men, and He will dwell with them, and they shall be His people. God Himself will be with them *and be* their God.

1. We practice the return of (circle the answer) Jesus/Yeshua or David?

**Barook (Blessing)**

**May Yeshua bless you with a heart to love Him with all of who you are and then love others.**

(Teacher note:

You can bless the students at the end of the class with this blessing as a whole group or individually.)

## Games and Activities Teacher Instructions

For each of the lessons one of the games has been suggested to re-enforce the theme of the lesson. We have used the following games in a variety of ways. You can use the game suggested or choose another which fits your students and your time frame.

A list of general games that can be used for any/all lessons is included on page 193.

### SKITS

It is always fun to have kids “act out” a part of the day’s teaching that has a lot of action in it. “Props” for skits can be purchased at garage sales, 2<sup>nd</sup> hand stores or friends who may be cleaning out their children’s’ closets. Items like stuffed animals, robes, crowns, walking sticks, etc. are fun to have on hand.

You can read the part of the story as the children act it out – OR - you can write a simple dialogue that the children can read and act out.

EL SHADDAI MINISTRIES