

# Teacher's Lesson Flow: Day of Atonement (Yom Kippur)

## Leviticus 16:29-33 ~ Numbers 29:1-11 ~ Isaiah 57:14-58:14 ~ Jonah

### Life Verse Practice: Leviticus 23:26-28 (NKJV)

<sup>26</sup> And the LORD spoke to Moses, saying: <sup>27</sup> "Also the tenth *day* of this seventh month *shall* be the Day of Atonement. It shall be a holy convocation for you; you shall afflict your souls, and offer an offering made by fire to the LORD.

<sup>28</sup> And you shall do no work on that same day, for it is the Day of Atonement, to make atonement for you before the LORD your God.

5.

### Reinforcing the WORD to Build "Banah" lives

- a. Prayer and Praise Words to Thank YHVH God.
- b. Review Life Verse: Leviticus 23:26-28
- c. Review Hebrew letters and vocabulary.
- d. What does Yom Kippur mean?
- e. When is Yom Kippur?
- f. How was Yom Kippur celebrated in Moses Time?
- g. How can we remember this Feast celebration today?

4.

### New Testament "B'rit Chadashah"

- a. Salvation has come  
-Revelation 12:10
- b. -Revelation 8:2-5
- c. -Revelation 15:6-8
- d. -Revelation 19:7-8, 11-16

### Day of Atonement For Israel

1.

**Start Here**

### PRAISE "Hallel"

- a. Practice Prayer and Praise Words to the Lord Including the Fruit of the Spirit Definition and Hebrew Praise Word.
- b. Life Verse Practice
- c. Hebrew Writing Practice
- d. Read Story

### Children's work pages begin here!

2.

### God's Teachings / "Torah"

- a. Day of Atonement  
-Leviticus 23:26-28, Numbers 29:7-8
- b. 1<sup>st</sup> Yom Kippur -Leviticus 16:33  
Yom Kippur service -Leviticus 16:4-19  
Who is the LORD?  
-Exodus 34:5-6

3.

### Prophets/Writings "Haftarah"

- a. Isaiah 57:14-58:14
- b. Jonah 3:1-3, 4:1-3

## Teacher's Special Instructions

We start with a lesson on the Hebrew language. We will both write and speak Hebrew.

We do this for two reasons:

- 1) All students are at the same level in learning a new language, and they enjoy it.
- 2) It gives the students a chance to learn biblical truths embedded in the original language of the Hebrew Scriptures (Old Testament). Start by pointing out they are used to reading from left to right, but Hebrew reads from right to left. They also will need to write Hebrew from right to left.

### Materials and Vocabulary:

- a. White board, black board or large easel and paper
- b. Markers
- c. Handouts or writing paper for the students
- d. Pens or pencils for the students
- e. The words used on their Hebrew writing pages are all words that are related to each individual lesson. Generally, a Hebrew word is chosen from the lesson and emphasized each week, both to teach character and increase understanding of the concepts being taught. New words will be in the box on the upper right of this page. Various names of God will also be taught in Hebrew.

#### New Hebrew words transliterated

Yom Kippur (Day of Atonement)

Tishrei 10 (September/October)

Yeshua (Salvation)

### Preparation:

- a. Choose 2 or 3 Hebrew words from the Hebrew writing page(s). On the board, write the words in English and in the transliterated form given in the left column of the Hebrew writing page(s).
- b. Leave space to write the word in Hebrew.
- c. Explain that the letters they see on the page are written in book print like they might see on a sign, or that they would print themselves.

### Procedure:

- a. Demonstrate the writing procedure of two or three Hebrew words on the board. Have the students follow your directions on their work pages. Be sure to point out the special features of each letter. Be sure to write from right to Left.
- b. Then have the students try a few words on their own, or complete the rest of the page. The ability to finish the whole exercise will depend on how much time you have. (2 to 5 minutes time is needed to finish the page.)

#### Israeli street sign



**Games/Activities:** Normally games are played after children's work pages are complete.

General game instructions are on page 193.

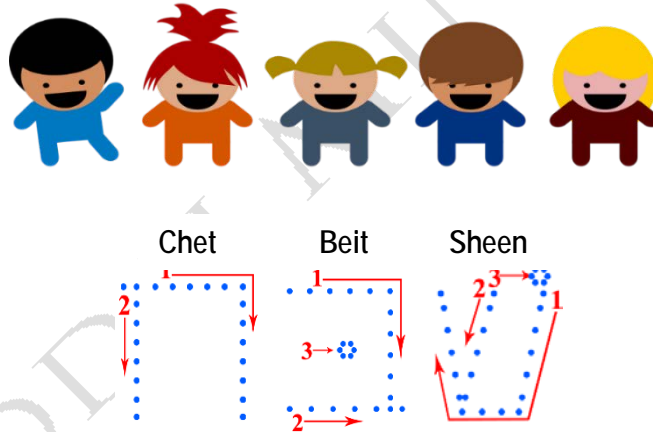
## Prayer and Praise Words

(Thank you ...Bless you...)

**GOODNESS:** Thank you, Lord that the truth of Your Word in my heart helps me to be pure as Your Holy Spirit guards me.

1. Let's thank God for one thing He has blessed you with this week.
- Whisper a Thank you to the Holy Spirit for **GOODNESS**, that **Your Word in my heart helps me to be pure** as Your Holy Spirit guards me.
  - Shout a Thank you to the Holy Spirit for **showing GOODNESS to me!**

PRAISE is a way to THANK GOD for HIS Goodness to us and others.



Praise word: Shabach

EXPRESS Confidence in God's Ability

Shabach means: "to shout, to address in a loud tone, to command, to triumph"

Psalm 63:3 (NKJV)

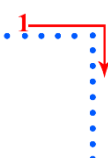
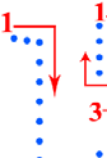
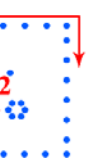
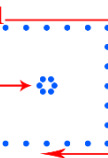

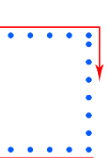




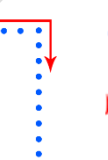
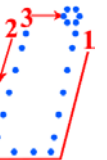
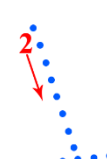

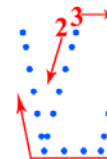

Because Your lovingkindness *is* better than life, My lips shall praise You.

Life Verse Practice: Leviticus 23:26-27 (NKJV)

<sup>26</sup> And the LORD spoke to Moses, saying: <sup>27</sup> "Also the tenth *day* of this seventh month *shall* be the Day of Atonement. It shall be a holy convocation for you; you shall afflict your souls, and offer an offering made by fire to the LORD.

<sup>28</sup> And you shall do no work on that same day, for it *is* the Day of Atonement, to make atonement for you before the LORD your God.

## Day of Atonement

Hebrew /English	<div style="display: flex; justify-content: space-between; align-items: center;"> <span>← Write and read Hebrew from right to left</span> <span>← Start here</span> </div>
Yom Kippur/ Day of Atonement	<div style="display: flex; justify-content: space-around; align-items: flex-end;"> <div style="text-align: center;"> <b>Reysh</b>   </div> <div style="text-align: center;"> <b>Vav</b>   </div> <div style="text-align: center;"> <b>Pey</b>   </div> <div style="text-align: center;"> <b>Kaf</b>   </div> <div style="text-align: center;"> <b>Final Mem</b>   </div> <div style="text-align: center;"> <b>Vav</b>   </div> <div style="text-align: center;"> <b>Yood</b>   </div> </div>
Practice Writing	
Tishrei 10 / 7 <sup>th</sup> month of Hebrew Calandar Sept-Oct	<div style="display: flex; justify-content: space-around; align-items: flex-end;"> <div style="text-align: center;"> <b>Yood</b>   </div> <div style="text-align: center;"> <b>Yood</b>   </div> <div style="text-align: center;"> <b>Reysh</b>   </div> <div style="text-align: center;"> <b>Sheen</b>   </div> <div style="text-align: center;"> <b>Tav</b>   </div> </div>
Practice Writing	
Yeshua /Salvation Jesus	<div style="display: flex; justify-content: space-around; align-items: flex-end;"> <div style="text-align: center;"> <b>Ayin</b>   </div> <div style="text-align: center;"> <b>Vav</b>   </div> <div style="text-align: center;"> <b>Sheen</b>   </div> <div style="text-align: center;"> <b>Yood</b>   </div> </div>
Practice Writing	

What do Love and Sin have to do with

Yom Kippur the Day of Atonement or Covering?



TORAH (God's Teachings/Laws) Leviticus 16:29-33 (NKJV)

<sup>29</sup> "This shall be a statute forever for you: In the seventh month, on the tenth *day* of the month, you shall afflict your souls, and do no work at all, *whether* a native of your own country or a stranger who dwells among you.

<sup>30</sup> For on that day *the priest* shall make atonement for you, to cleanse you, *that* you may be clean from all your sins before the LORD. <sup>31</sup> It *is* a sabbath of solemn rest for you, and you shall afflict your souls. *It is* a statute forever.

<sup>32</sup> And the priest, who is anointed and consecrated to minister as priest in his father's place, shall make atonement, and put on the linen clothes, the holy garments; <sup>33</sup> then he shall make atonement for the Holy Sanctuary, and he shall make atonement for the tabernacle of meeting and for the altar, and he shall make atonement for the priests and for all the people of the assembly.



TORAH (God's Teachings/Laws) Leviticus 23:26-28(NKJV)

<sup>26</sup> And the LORD spoke to Moses, saying: <sup>27</sup> "Also the tenth *day* of this seventh month *shall be* the Day of Atonement. It shall be a holy convocation for you; you shall afflict your souls, and offer an offering made by fire to the LORD. <sup>28</sup> And you shall do no work on that same day, for it *is* the Day of Atonement, to make atonement for you before the LORD your God.

1. What does Yom Kippur mean?

\_\_\_\_\_ of \_\_\_\_\_.

2. What did God use to cover sin?

\_\_\_\_\_.

3. Why are there two goats? (Leviticus 16:9,10)

One goat is for \_\_\_\_\_ One goat is for \_\_\_\_\_.

4. Yom Kippur is the day of covering sin - covering the sins of the \_\_\_\_\_

\_\_\_\_\_ of \_\_\_\_\_.

John 15:13 (NKJV)

<sup>13</sup> Greater love has no one than this, than to lay down one's life for his friends.



Yeshua died for our sins, so we can be free to Love God and Love Others!  
Greatest kind of love is to give up your life for someone.

TREAT OTHERS AS YOU WANT TO BE TREATED



Bring people together



Be Kind



Sharing

Ways of LOVE



Obeying

HAFTARAH (Prophets/Writings) Proverbs 10:12(NKJV)

<sup>12</sup> Hatred stirs up strife, But love covers all sins.

Circle examples of love and forgiveness.

BRIT CHADASHAH ( New Testament)

1 John 1:7-9 (NKJV)

<sup>7</sup> But if we walk in the light as He is in the light, we have fellowship with one another, and the blood of Jesus Christ His Son cleanses us from all sin.

<sup>8</sup> If we say that we have no sin, we deceive ourselves, and the truth is not in us.

<sup>9</sup> If we confess our sins, He is faithful and just to forgive us *our* sins and to cleanse us from all unrighteousness.

BRIT CHADASHAH (New Testament) Colossians 3:12-14 (NKJV)

<sup>12</sup> Therefore, as *the* elect of God, holy and beloved, put on tender mercies, kindness, humility, meekness, longsuffering; <sup>13</sup> bearing with one another, and forgiving one another, if anyone has a complaint against another; even as Christ forgave you, so you also *must do*. <sup>14</sup> But above all these things put on love, which is the bond of perfection.

BRIT CHADASHAH (New Testament) phesians 4:32 (NKJV)

<sup>32</sup> And be kind to one another, tenderhearted, forgiving one another, even as God in Christ forgave you.

Have you ask God to forgive you of any wrong doing or evil speak?

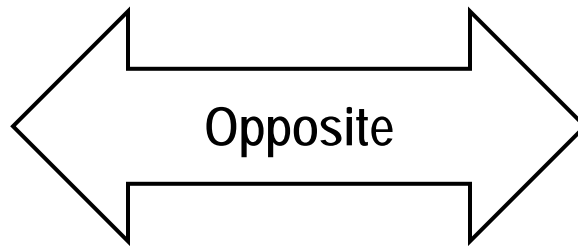



Have you forgiven yourself for wrong choices?

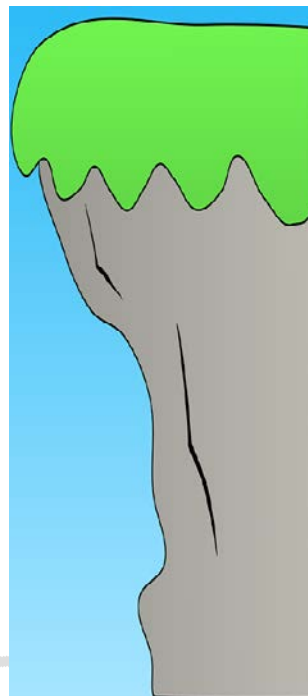
Is there someone you need to forgive?







**What God  
Tells us  
To do  
In His Word**




**TRUTH**



**LOVE**





Israel has a sin problem  
That separates the people  
from God!

No more animal sacrifices after the temple  
was destroyed in 70 AD.



TODAY, there is a NEW High Priest and one sacrifice by His very own blood Yeshua(Jesus)  
has taken away our sins.

BRIT CHADASHAH (New Testament) Hebrews 10:11-26 (NKJV)

<sup>11</sup> And every priest stands ministering daily and offering repeatedly the same sacrifices, which can never take away sins.

<sup>12</sup> But this Man, after He had offered one sacrifice for sins forever, sat down at the right hand of God, <sup>13</sup> from that time waiting till His enemies are made His footstool.

<sup>14</sup> For by one offering He has perfected forever those who are being sanctified.

<sup>15</sup> But the Holy Spirit also witnesses to us; for after He had said before, <sup>16</sup> "This *is* the covenant that I will make with them after those days, says the LORD: I will put My laws into their hearts, and in their minds I will write them," <sup>17</sup> *then He adds*, "Their sins and their lawless deeds I will remember no more."<sup>l</sup>

One day very, very soon


Yeshua (Jesus) will return to earth as the KING!



Yeshua will return  
to Mt Olivet  
from where He left  
in Jerusalem, Israel  
over 2000 years ago.

He is coming back  
to redeem Israel  
and the nations!

He will set up His  
Kingdom and rule!



Each Yom Kippur  
we are reminded  
of the importance  
of forgiveness for sins  
until He comes!

This is My People

The LORD is my God

Barook (Blessing)

May Yeshua bless you in know that the Kingdom of God has come near you.

(Teacher note: You can bless the students at the end of the class with this blessing as a whole group or individually.)

## Games and Activities Teacher Instructions

For each of the lessons one of the games has been suggested to re-enforce the theme of the lesson. We have used the following games in a variety of ways. You can use the game suggested or choose another which fits your students and your time frame.

A list of general games that can be used for any/all lessons is included on page 193.

### BUILD BOB

1. Have a list of questions from the current or the past several lessons.
2. Divide the class into even teams.
3. Ask alternating teams a question. The teams can discuss the answer if they need to. For each correct answer, the team gets to draw a "body part" on the board. The "drawings" consist of stick figures with a round head.
4. There are 6 body parts to be a complete "Bob" – the head, the body, two arms and two legs – If you want the game to go longer, hands and feet can be added. The first team to build Bob wins.

EL SHADDADAI MINISTRIES