

Teacher's Lesson Flow: And this is the Blessing (Vezot Ha'Bracha) וְזֹאת הַבְּרָכָה
Deuteronomy 33:1-34:12 ~ Joshua 1 ~ Acts 27-28

Life Verse Practice: Deuteronomy 31:6 (NKJV)

Have I not commanded you? Be strong and of good courage; do not be afraid,
nor be dismayed, for the Lord your God *is* with you wherever you go."

5.

Reinforcing the WORD to Build "Banah" lives

- a. Prayer and Praise Words to Thank YHVH God.
- b. Review Life Verse: Deuteronomy 31:6.
- c. Review Hebrew letters and vocabulary.
- d. Who did God use to bless Israel?
- e. Who do you talk to about what you read in the Bible?
- f. What 2 things are we to do?
- g. Are you trusting in Yeshua to be your Lord and King?
- h. Are you trusting Yeshua and asking him to help you?

4.

New Testament
"B'rit Chadashah"

- a. Jesus (Yeshua) instruction and promise to us
-Matthew 28:30
- b. Paul obeys God and is strong and courageous to tell others about Jesus (Yeshua)
-Acts 28:28-31

Blessings!

1.

PRAISE "Hallel"

- a. Practice Prayer and Praise Words to the Lord Including the Fruit of the Spirit Definition and Hebrew Praise Word.
- b. Life Verse Practice
- c. Hebrew Writing Practice
- d. Read Story

3.

Prophets/Writings "Haftarah"

- a. Joshua instructs on the law
-Joshua 1:8
- b. God's commission of Joshua
-Joshua 1:2-9

Children's work pages begin here!

2.

God's Teachings / "Torah"

- a. Moses' final blessing to Israel -
Deuteronomy 33-34:12

Teacher's Special Instructions

We start with a lesson on the Hebrew language. We will both write and speak Hebrew.

We do this for two reasons:

- 1) All students are at the same level in learning a new language, and they enjoy it.
- 2) It gives the students a chance to learn biblical truths embedded in the original language of the Hebrew Scriptures (Old Testament). Start by pointing out they are used to reading from left to right, but Hebrew reads from right to left. They also will need to write Hebrew from right to left.

New Hebrew words transliterated

Vezot HaBracha (And this is the blessing)

Chazaq (Strong)

Vahahmatzu (Courageous)

Materials and Vocabulary:

- a. White board, black board or large easel and paper
- b. Markers
- c. Handouts or writing paper for the students
- d. Pens or pencils for the students
- e. The words used on their Hebrew writing pages are all words that are related to each individual lesson. Generally, a Hebrew word is chosen from the lesson and emphasized each week, both to teach character and increase understanding of the concepts being taught. New words will be in the box on the upper right of this page. Various names of God will also be taught in Hebrew.

Preparation:

- a. Choose 2 or 3 Hebrew words from the Hebrew writing page(s). On the board, write the words in English and in the transliterated form given in the left column of the Hebrew writing page(s).
- b. Leave space to write the word in Hebrew.
- c. Explain that the letters they see on the page are written in book print like they might see on a sign, or that they would print themselves.

Procedure:

- a. Demonstrate the writing procedure of two or three Hebrew words on the board. Have the students follow your directions on their work pages. Be sure to point out the special features of each letter. Be sure to write from right to Left.
- b. Then have the students try a few words on their own, or complete the rest of the page. The ability to finish the whole exercise will depend on how much time you have. (2 to 5 minutes time is needed to finish the page.)

Israeli street sign



Games/Activities: Normally games are played after children's work pages are complete.

General game instructions are on page 193.

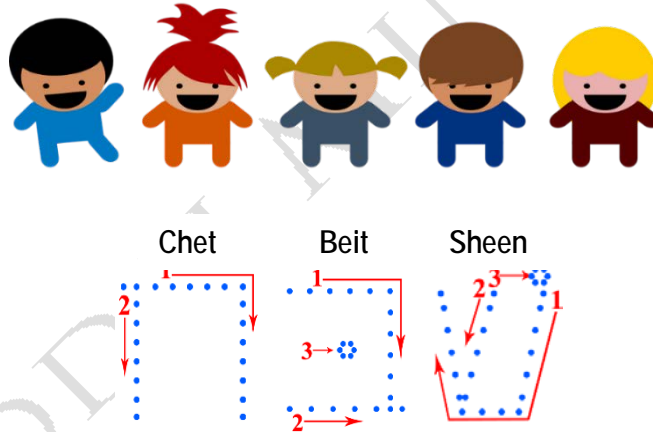
Prayer and Praise Words

(Thank you ...Bless you...)

LOVE: I thank you LORD for covering me with LOVE that flows from Your heart so I can reach out in LOVE to others.

1. Let's thank God for one thing He has blessed you with this week.
- Whisper a Thank you to the Holy Spirit for FAITHFULNESS, that You will always care for me and never leave me!
 - Shout a Thank You to the Holy Spirit for showing FAITHFULNESS to me!

PRAISE is a way to THANK GOD for HIS Goodness to us and others.



Praise word: Shabach

EXPRESS Confidence in God's Ability!

Shabach means: "to shout, to address in a loud tone, to command, to triumph"

Psalm 63:3 (NKJV)

Because Your lovingkindness is better than life, My lips shall praise You.

Life Verse Practice: Deuteronomy 31:6 (NKJV)

Have I not commanded you? Be strong and of good courage; do not be afraid, nor be dismayed, for the Lord your God is with you wherever you go."

“And this is the Blessing Vezot Habracha ~ וזאת הברכה

Deuteronomy 33:1-34:12 ~ Joshua 1 ~ Acts 27-28



Do you love to get a blessing? – A blessing is something really good that will happen to you. Well on this day, Moses, the man of God, spoke a blessing over the children of Israel. The children of Israel were so excited to hear how they would be blessed that they sat down to hear all that Moses would say to them. (Deuteronomy 33:1,3-This is the blessing that Moses, the man of God, gave to the people of Israel before his death: Indeed, he loves his people...all his holy ones are in his hands. They follow in his steps and accept his teaching.)


Do you ever **JUST SIT** and **LISTEN** to God? He wants to bless you!

Remember that Moses was called “the man of God”, well, when Moses was finished blessing the people, he went up to Mt. Nebo across from Jericho. Now guess who came to show him something amazing – Right – **God showed him all the land of Israel** – so he could see it with his eyes because Moses would not be able to go into the land of Israel.



(Deuteronomy 34:1,4-Then Moses went up to Mount Nebo from the plains of Moab and climbed Pisgah Peak, which is across from Jericho. And the Lord showed him the whole land, from Gilead as far as Dan;... Then the Lord said to Moses, “This is the land I promised on oath to Abraham, Isaac, and Jacob when I said, ‘I will give it to your descendants.’ I have now allowed you to see it with your own eyes, but you will not enter the land.”)

After God showed Moses the Land of Israel, he died right there in the land of Moab. And do you know who buried Moses? **God buried Moses!!!**, and nobody knows where his grave is even to this day! (Deuteronomy 34:5,6- So Moses, the servant of the Lord, died there in the land of Moab, just as the Lord had said. ⁶The Lord buried him in a valley near Beth-peor in Moab, but to this day no one knows the exact place.)



After 30 days do you know what special thing God did? God raised up a **new leader for the people**. The new leader’s name is **Joshua**. God had prepared Joshua by giving him a spirit of wisdom, so he would know what to do. But did Joshua feel strong and brave? (Deuteronomy 34:9) Now Joshua son of Nun was full of the spirit of wisdom, for Moses had laid his hands on him. So the people of Israel obeyed him, doing just as the Lord had commanded Moses.; Joshua 1:1-3-After the death of Moses the Lord’s servant, the Lord spoke to Joshua son of Nun, Moses’ assistant. He said, ²“Moses my servant is dead.



Therefore, the time has come for you to lead these people, the Israelites, across the Jordan River into the land I am giving them. ³ I promise you what I promised Moses: 'Wherever you set foot, you will be on land I have given you—)

Have you ever had to do a job that just seemed to be way to big for you? If you have, then you can understand how Joshua probably felt. Joshua remembered what a great leader Moses had been, and he probably thought he could not do what Moses had done.

Then he probably looked at all those people – millions of them - and felt a bit afraid. LEADING THIS PEOPLE WOULD BE A BIG, BIG JOB. Even though Joshua had wisdom, he felt a bit shy and shakey.

Do you think that God knows when you are afraid? Listen what God said to Joshua and think about what Joshua may have been feeling.: God said: **"I will be with you. I will not leave you nor forsake you. Be strong and of good courage..."** God **did know** just how Joshua was feeling. If you ever feel afraid, **these words are for YOU TOO !** (Joshua 1:5)

And God did not say this just one time! He said it again –

"Be strong and of good courage..." and again (Joshua 1:6)

"Be strong and very courageous..." and again (Joshua 1:7)

"Be strong and of good courage..." (Joshua 1:9)

And God told Joshua how to have prosperity and good success.

Do you know how? Listen:

God said: "This Book of the Law - you need to think about it day and night and DO WHAT it tells you to do!.....(Joshua 1:8)

So God told Joshua a GREAT SECRET and YOU JUST LEARNED THE SECRET!! You can think about God's word all day and all night also and you can also do what His Word tells you, because God never changes, and He loves you as He loved Joshua.

How do we know that God never changes? Well, one way we know is that hundreds of years later, **Yeshua said the same thing to the people who followed Him.**

He said: "teaching them to observe all things that I have commanded you and, **I am with you always**, even to the end of the age." (Matt. 28:20)



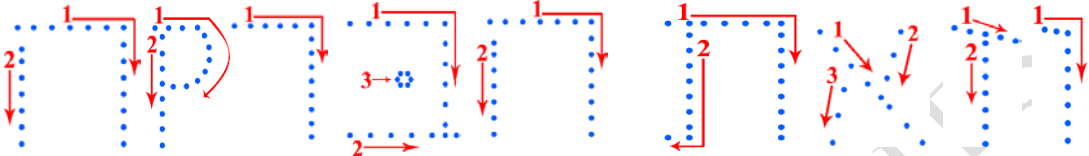
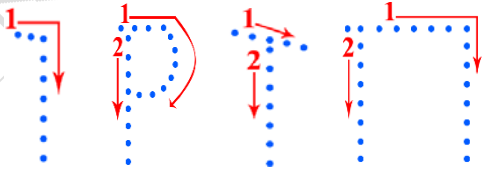
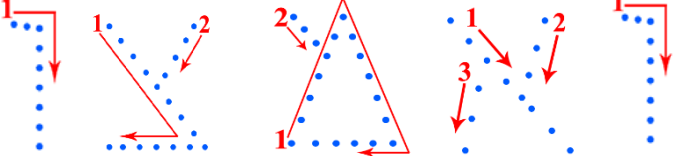


Yeshua also said that He would send the Holy Spirit to **give you power** – make you **strong** so you can do what He tells you to do!! (Luke 24:49) “And now I will send the Holy Spirit, just as my Father promised. But stay here in the city until the Holy Spirit comes and fills you with power from heaven.”) Pretty amazing.



So when you feel shy and afraid – you can remember these words and just like Joshua, you can be **STRONG AND COURAGEOUS BECAUSE GOD IS WITH YOU.** Now that is a **BLESSING FOR YOU!**

BLESSINGS

Hebrew /English	 Write and read Hebrew from right to left  Start here
Vezot HaBraca/ And this is the blessing	<div>Hey Cuf Reysh Beit Hey Tav Aleph Zayin Vav</div> 
Practice Writing	
Chazaq / Be Strong	<div>Vav Koof Zayin Chet</div> 
Practice Writing	
Vahahmatzu /and be Courageous	<div>Vav Tsadee Mem Aleph Vav</div> 
Practice Writing	

This is the Blessing

TORAH (God's Instructions/Laws) Deuteronomy 33:1-4(NKJV)

Moses' Final Blessing on Israel

33 Now this *is* the blessing with which Moses the man of God blessed the children of Israel before his death. ² And he said: "The LORD came from Sinai, And dawned on them from Seir; He shone forth from Mount Paran, And He came with ten thousands of saints; From His right hand *Came* a fiery law for them.

³ Yes, He loves the people; All His saints *are* in Your hand; They sit down at Your feet; *Everyone* receives Your words.


⁴ Moses commanded a law for us, A heritage of the congregation of Jacob.

1. Who did God use to bless the children of Israel? _____
2. When the Lord came from Sinai HE dawned and shone forth,
What does that mean to you? _____
3. God gave Israel a fiery law, what does that mean?

4. Yes, HE (God) _____ the _____; All HIS _____ are in _____
_____;
5. Who receives God's Words? _____

Draw a picture of you receiving God's Word with His Light, Power, and Love

How to be successful in all you do! - Instruction to Joshua and to us too!



Joshua was one of the spies that gave a good report to the people of Israel because he remembered God's promises and believed and obeyed God's commands.



Moses had died, and Joshua was blessed to go forward as the leader of the people of Israel.

Underline answers in scripture below:

1. What (3) things had God commanded Joshua to do that would cause Israel's way to be prosperous and cause Israel to have good success?

HAFTARAH (Prophets/Writings) Joshua 1:8 (NKJV)

⁸ This Book of the Law shall not depart from your mouth, but you shall meditate in it day and night, that you may observe to do according to all that is written in it.

For then you will make your way prosperous, and then you will have good success.



1. What time of day do you like to read your Bible and think about what God says to you?
Morning or Night
2. Who do you talk with about what you have read in the Bible? _____
3. What has God's Word told you to do recently? _____

Haftarah (Prophets/Writings) Joshua 1:2,5-7 (NKJV) God's Blessings

² "Moses My servant is dead. Now therefore, arise, go over this Jordan, you and all this people, to the land which I am giving to them—the children of Israel.

⁵ No man shall *be able to* stand before you all the days of your life; as I (GOD) was with Moses, so I will be with you. I (GOD) will not leave you nor forsake you.

⁶ Be strong and of good courage, for to this people you shall divide as an inheritance the land which I swore to their fathers to give them.

⁷ Only be strong and very courageous, that you may observe to do according to all the law which Moses My servant commanded you; do not turn from it to the right hand or to the left, that you may prosper wherever you go.

God gave several promises, that were to bless!

(circle the verses in scripture and write key words in blanks)



1. So _____ will be with _____. _____ will not _____ you nor _____ you.

For to this _____ you shall divide as an inheritance the _____...

2. Two times God commanded Joshua to be _____ and of very/good _____.

HAFTARAH (Prophets/Writings) Joshua 1:9 (NKJV)

⁹ Have I not commanded you? Be strong and of good courage; do not be afraid, nor be dismayed, for the LORD your God *is* with you wherever you go."

Your Turn!

1. Circle what you are to do in verse 1:9.

2. Underline what God will do.



Yeshua's promise to those who followed HIM!

BRIT CHADASHAH (New Testament)

Matthew 28:20

I am with you always,
even to the end of the age."



1. Have you asked Yeshua (Salvation, Jesus) to be your Lord and King? Yes or No
2. Are you trusting in Yeshua (Salvation, Jesus) and asking HIM to help you at home?
Yes or No
3. Are you trusting in Yeshua and asking HIM to help you at school? Yes or No

Draw a picture of you and family or friends

Spending time listening to Yeshua's Voice – Reading the Word of God.

Paul, A follower of Yeshua
Being strong and courageous, and not afraid
To tell others the WORD of God!

BRIT CHADASHAH (New Testament) Acts 28:28-31 (NKJV)

²⁸ "Therefore let it be known to you that the salvation of God has been sent to the Gentiles, and they will hear it!"

²⁹ And when he had said these words, the Jews departed and had a great dispute among themselves.

³⁰ Then Paul dwelt two whole years in his own rented house, and received all who came to him, ³¹ preaching the kingdom of God and teaching the things which concern the Lord Jesus Christ with all confidence, no one forbidding him.



4. Are you enjoying time with Yeshua (Salvation, Jesus), your family and friends celebrating His Love, Joy, and Peace each day?

LOVE: I thank you LORD
for covering me with LOVE
that flows from Your heart

so I can reach out
in LOVE to others.

JOY: Thank you, Lord for the JOY
of the Holy Spirit
that bubbles up inside and springs
into praise
for all the wonderful blessings
that come from YOU!

PEACE: Even when I don't understand, thank you for PEACE
that flows through me like a quiet stream flowing through a green meadow.

Barook (Blessing)

May Yeshua bless you with a heart to love Him with all of who you are and then love others.

(Teacher note: You can bless the students at the end of the class with this blessing as a whole group or individually.)

Games and Activities Teacher Instructions

For each of the lessons one of the games has been suggested to re-enforce the theme of the lesson. We have used the following games in a variety of ways. You can use the game suggested or choose another which fits your students and your time frame.

A list of general games that can be used for any/all lessons is included on page 193.

ALEPH BET GAME

This is a good time to scramble the letters and have the students put them in order and tell you their meanings. You can divide the class into teams and have them compete with this.

ATTRIBUTES OF GOD

Use the attributes of God to play tic tac toe. Use the definitions as the questions for which the students must know the Hebrew name to put their X or O into their box.

TIC TACK TOE

1. Compile a list of questions covering information you that the children have learned in the lesson.
2. Organize teams. If you have a large number of children, you can have several Tic Tack Toe grids being played at once. If possible keep the teams small in number - 3 to 4 children on a team gives each one more opportunity to answer a question and choose a box to put their X or O in.
3. Have large Tic Tack Toe grids on the board or large paper at front of room.
4. Alternate questions by team.
5. If correct answer is given the child answering puts an X or an O in the box they choose until one team has 3 of the same letter in a row and wins.

EL SHADDADAI MINISTRIES