

Teacher's Lesson Flow:

In the Wilderness (Bamidbar) במדבר

Numbers 1:1-4; Hosea 2:1-22; John 1-2

Life Verse: John 1:1 (NKJV)

In the beginning was the Word, and the Word was with God, and the Word was God.

5.

Reinforcing the WORD to Build "Banah" lives

- Quickly review Prayer and Praise Words to Thank YHVH God.
- Review the Life Verse: John 1:1
- Review the Hebrew letters and vocabulary.
- Who is the eternal Word?
- What does it mean to be a servant of God?
- Does Yahweh keep His promises?
- How can you conquer temptation?

4.

New Testament "B'rit Chadashah"

- Who is the devar – word?
-John 1:1-4, 14
- Baptism of Yeshua
-John 1:33-34
- Testing of Yeshua and His answers
-Luke 4:1, 8 – How to serve God

Pattern of Being Servants of God in our Tasks

1.

Start Here

PRAISE "Hallel"

- Practice Prayer and Praise Words to the Lord Including the Fruit of the Spirit Definition and Hebrew Praise Word.
- Life Verse Practice
- Hebrew Writing Practice
- Read Story

Children's work pages begin here!

2.

God's Teachings/Law – "Torah"

- Being servants of Yahweh
- Leviticus 25:55
- Organizing by families
- Numbers 1:2;20-45
- Levites
- Numbers 1:47-53
- Positioned with special tasks
- Numbers 4:49
- Hebrew words
- Bamidbar, Aazaar

3.

Prophets/Writings "Haftarah"

- God's promises to Israel
- Hosea 2:14, 15, 19, 23

Teacher's Special Instructions

We start with a lesson on the Hebrew language. We will both write and speak Hebrew.

We do this for two reasons:

- 1) All students are at the same level in learning a new language, and they enjoy it.
- 2) It gives the students a chance to learn biblical truths embedded in the original language of the Hebrew Scriptures (Old Testament). Start by pointing out they are used to reading from left to right, but Hebrew reads from right to left. They also will need to write Hebrew from right to left.

Materials and Vocabulary:

- a. White board, black board or large easel and paper
- b. Markers
- c. Handouts or writing paper for the students
- d. Pens or pencils for the students
- e. The words used on their Hebrew writing pages are all words that are related to each individual lesson. Generally, a Hebrew word is chosen from the lesson and emphasized each week, both to teach character and increase understanding of the concepts being taught. New words will be in the box on the upper right of this page. Various names of God will also be taught in Hebrew.

NEW HEBREW WORDS transliterated

Bamidbar (In the wilderness)

Davar (Word)

Zachar (remember)

Preparation:

- a. Choose 2 or 3 Hebrew words from the Hebrew writing page(s). On the board, write the words in English and in the transliterated form given in the left column of the Hebrew writing page(s).
- b. Leave space to write the word in Hebrew.
- c. Explain that the letters they see on the page are written in book print like they might see on a sign, or that they would print themselves.

Procedure:

- a. Demonstrate the writing procedure of two or three Hebrew words on the board. Have the students follow your directions on their work pages. Be sure to point out the special features of each letter.
- b. Then have the students try a few words on their own, or complete the rest of the page. The ability to finish the whole exercise will depend on how much time you have. (2 to 5 minutes time is needed to finish the page.)

Israeli street sign



Games/Activities: Normally games are played after children's work pages are complete.

For these lessons use the counting of the Omer. The teacher instructions and the activity is on pages 177-179.

Prayer and Praise Words

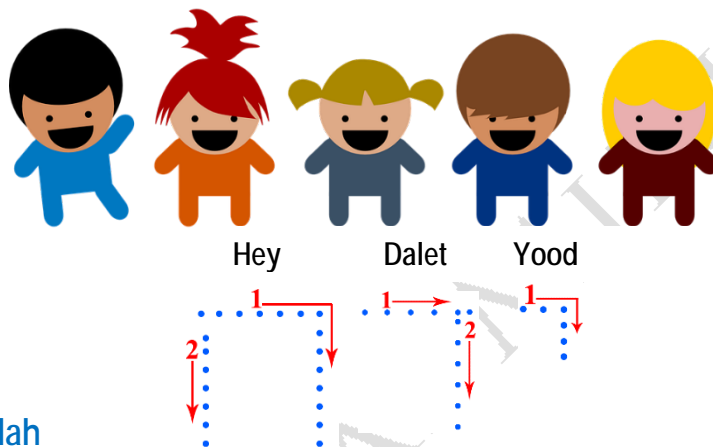
(Thank you ...Bless you...)

GOODNESS: I thank you Lord that the **truth of Your Word** in my heart helps me to be pure as Your **Holy Spirit guards me**.

1. Let's thank God for one thing He has blessed you with this week.

Write your thank you here:

PRAISE is a way to THANK GOD for HIS Goodness to us and others.



Praise word: Yadah

EXPRESS Gratitude, Thankfulness and Surrender

Yadah means "the extended hand, to throw out the hand, therefore to worship with extended hand."


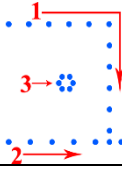
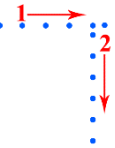
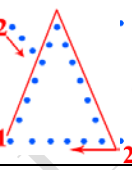
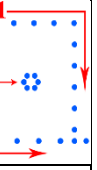
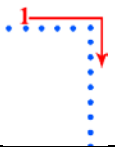
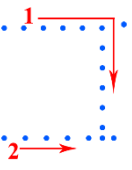


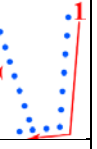
Psalm 28:7 (NKJV)

The LORD *is* my strength and my shield;
My heart trusted in Him, and I am helped;
Therefore my heart greatly rejoices,
And with my song I will praise Him.

Life Verse: John 1:1 (NKJV)

In the beginning was the Word, and the Word was with God, and the Word was God.

Pattern of Being Servants of God in our Tasks

Hebrew/English	<div style="display: flex; justify-content: space-between; align-items: center;"> ← Write and read Hebrew from right to left. ← Start here </div>
Bamidbar (in the wilderness)	<div style="display: flex; justify-content: space-around; align-items: flex-start;"> <div style="text-align: center;"> Reysh  </div> <div style="text-align: center;"> Beit  </div> <div style="text-align: center;"> Dalet  </div> <div style="text-align: center;"> Mem  </div> <div style="text-align: center;"> Beit  </div> </div>
Practice Writing	
Davar (Word)	<div style="display: flex; justify-content: space-around; align-items: flex-start;"> <div style="text-align: center;"> Dalet </div> <div style="text-align: center;"> Reysh  </div> <div style="text-align: center;"> Vet  </div> </div>
Practice Writing	
Aazaar (to Serve)	<div style="display: flex; justify-content: space-around; align-items: flex-start;"> <div style="text-align: center;"> Reysh  </div> <div style="text-align: center;"> Zayin  </div> <div style="text-align: center;"> Ayin  </div> </div>
Practice Writing	






BaMidbar – In the Wilderness במדבר




Num. 1:1-4:20; Hos 2:1-22; Jn. 1-2





OK, let's say you and your brother and sister are in the play room with your favorite cartoon on, and its turned up really loud. Mom is calling from the kitchen saying, If you come right now, you can have cookies and ice cream! But you can't hear her or you aren't listening because you are being distracted by the TV.

Do you think God called Israel, His children, into the wilderness so that they could hear Him better?

In Hebrew the word      (BaaMeedbar) means in the wilderness!

The last 3 letters of this word are    (daavaar) and mean "word".

The letter dalet  means door and the two letters beit  and resh  together say

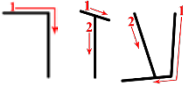



baar and mean son. The beit  at the beginning means house and the mem  means chaos. If you put this all together it tells us: In the wilderness the house that ends chaos would come through the word which is the door to the son!
How do you think that can be? How can the word lead to the son?


Israel had come out of Egypt and been in the wilderness for 1 year and 1 month now. (Nu. 1:1) In this time, Israel had become a nation with laws, and they had built a tabernacle where God lived!! There was NO OTHER NATION having GOD ALMIGHTY, live RIGHT in the MIDST OF THE PEOPLE!

How did God's presence with them affect them? They could see the Tabernacle and the cloud by day and fire by night. NO OTHER PEOPLE could say, The Living God dwells with us!! Did God become their identity? They could say, We belong to God who lives with us! He calls us His servants. (Lev.25:55) God said, I am the LORD, their God. (Lev.26:44) No other people had this honor!

If you believe in Yeshua, you are God's servant!
(Matt. 4:10; Col.3:24) Why is this an honor?



In Hebrew,  (aazaar) is the word "to serve". Taking the meaning of each letter we see this picture: When you understand  that our  weapon is the Son who is head  of all things you will serve Him.



It had been a year and a month since the children of Israel had been delivered from slavery, and they lived in the wilderness. During that time, they'd probably gotten to know each other and make friends. Now God wants to get them organized by families, and He tells Moses and Aaron to count by family using the father's name, all the Israelite men from 20 and older who are able to go to war. God knew exactly how many from each family would be able to go to war! (Nu.1:2,3; 26,28,30,32,24,26,38,40,42,and 45)

Then God assigned a special place around the tabernacle where each family would camp. (Nu. 2:2)


But the Levites were not to be counted, for God appointed them to take care of the tabernacle, and carry the tabernacle whenever God said they were moving. (Nu. 1:47-53)

Numbers 4:49 tells us that each was numbered according to his service and according to his task! Do you know that you have a special task that you do for God?




The prophet Hosea tells us that God brought Israel into the wilderness to speak comfort to her, give her vineyards, give a DOOR of hope, cause her to sing, have mercy on her and take her as a bride forever! (Hos.2:14,15,19,23)

Did you count how many wonderful things God wanted to do for Israel in the wilderness?

Remember the Hebrew word  (BaaMeedBaar)?

And  (daavaar) means the door to the son, and all three letters together mean:

"WORD". Now listen and solve this mystery:
Who is the WORD?



The apostle John tells us that the Word was in the beginning; the Word was with God; the Word was God! He was in the beginning with God. All things were made through Him; In Him was life....And the Word BECAME FLESH and dwelt among us, and we beheld His glory as of the only begotten of the Father, full of grace and truth! (Jn.1:1,2,3,4,14) Did you solve the mystery? Yeshua is the Word!!

John the Baptist said, This is the Son of God! John baptized Yeshua, and after He was baptized

He was led into the wilderness. The devil tempted him the wilderness and Yeshua said two things to the Devil.

He said: Man shall not live by bread alone, but by EVERY WORD OF GOD!

And He said, Get behind Me, Satan! For it is written, You shall worship the LORD your God and Him ONLY YOU SHALL SERVE! (Lk. 4:1&8)

You are a special servant of God!
How will you serve Him this week?



Is GOD your identity? YES or NO Does God's presence affect what you do? YES or NO

?

?

?

Do you think God called Israel, His children, into the wilderness so that they could hear Him better?



TORAH (God'S Teachings/Law): Leviticus 25:55 (NKJV)

For the children of Israel are servants to Me; they are My servants whom I brought out of the land of Egypt: I am the Lord your God.


1. Tell someone how you hear God?
2. In Leviticus 25:55 Yahweh said that the children of Israel are _____ to Me. I am the _____ your _____.

There was
NO OTHER NATION
having GOD ALMIGHTY,
live RIGHT in the MIDST OF THE PEOPLE!

Now God wants to get
Israel organized by families

TORAH (God'S Teachings/Law) : Numbers 1:2-3 (NKJV)

² "Take a census of all the congregation of the children of Israel, by their families, by their fathers' houses, according to the number of names, every male individually, ³ from twenty years old and above—all who *are able to* go to war in Israel. You and Aaron shall number them by their armies.



1. Moses and Aaron counted men from _____ years old and above.
2. What task were these men to be able to do? Able to _____ to _____ in _____.

Then God assigned a special place around the tabernacle
where each family by tribe would camp.

READ ALOUD Tribes of Israel -

TORAH (God'S Teachings/Law): Numbers 2:1-2, 2:17, 2:33-34

Numbers 2:1-2 (NKJV)

2 And the LORD spoke to Moses and Aaron, saying: ² "Everyone of the children of Israel shall camp by his own standard, beside the emblems of his father's house; they shall camp some distance from the tabernacle of meeting.

Numbers 2:17 (NKJV)

¹⁷ "And the tabernacle of meeting shall move out with the camp of the Levites in the middle of the camps; as they camp, so they shall move out, everyone in his place, by their standards.

Numbers 2:33-34 (NKJV)

³³ But the Levites were not numbered among the children of Israel, just as the LORD commanded Moses.

³⁴ Thus the children of Israel did according to all that the LORD commanded Moses; so they camped by their standards and so they broke camp, each one by his family, according to their fathers' houses.

EAST: JUDAH, _____ and _____	SOUTH: REUBEN, _____ and _____
LEVITIES	
WEST: EPHRAIM, _____ and _____	NORTH: DAN, _____ and _____

Answers: Naphtali Asher Benjamin Manasseh Gad Simeon Zebulun Issachar



HAFTARAH (Prophets / Writings) Hosea 2: 14, 15, 19, 23
God's promises to Israel

1. Draw a line from promises Hosea says God gives to Israel and the verse in the text where it is found.

¹⁴ "Therefore, behold, I will allure her,
Will bring her into the wilderness,
And speak comfort to her.

He will give her a DOOR of hope

¹⁵ I will give her her vineyards from there,
And the Valley of Achor as a door of hope;
She shall sing there,
As in the days of her youth,
As in the day when she came up from the
land of Egypt.

He will have mercy on her and take
her as a bride forever!

¹⁹ "I will betroth you to Me forever;
Yes, I will betroth you to Me
In righteousness and justice,
In lovingkindness and mercy;

He will cause her to sing

²³ Then I will sow her for Myself in the earth,
And I will have mercy on *her who had not*
obtained mercy;
Then I will say to *those who were not My*
people,
'You are My people!'
And they shall say, 'You are my God!'"

He will give her vineyards

He will speak comfort to her

Apostle John tells us that:

Brit Chadashah (New Testament) John 1:1-4 (NKJV)

1 In the beginning was the Word, and the Word was with God,
and the Word was God. ² He was in the beginning with God.

³ All things were made through Him, and without Him nothing was made that was made.

⁴ In Him was life, and the life was the light of men.

Brit Chadashah (New Testament) John 1:14 (NKJV)

¹⁴ And the Word became flesh and dwelt among us, and
we beheld His glory, the glory as of the only begotten
of the Father, full of grace and truth.



Circle these promises in the scriptures above.

- the Word was in the beginning
- the Word was with God
- the Word was God!
- He was in the beginning with God.
- All things were made through Him;
- In Him was life....And the Word BECAME FLESH and dwelt among us
- we beheld His glory as of the only begotten of the Father, full of grace and truth!

Did you solve the mystery? Who is the word? _____ is the Word!!

Barook (Blessing) Elohim bless you with creativity and to love as He loves.

(Teacher note:

You can bless the students at the end of the class with this blessing as a whole group or individually.)

Games and Activities Teacher Instructions

For each of the lessons one of the games has been suggested to re-enforce the theme of the lesson. We have used the following games in a variety of ways. You can use the game suggested or choose another which fits your students and your time frame.

A list of general games that can be used for any/all lessons is included on pages 167-176.

COUNTING THE OMER

When this portion is usually read we are "Counting the Omer." This is the traditional countdown between First Fruit and Shavuot. We practice with the students and count the days as well as say the prayer and Psalm 67. Activity page is on page 179.

1. Speak aloud the blessing.
2. Read Psalm 67 aloud.
3. Have the students draw hearts to count the days that have already passed adding one for this day.

EACH ONE WRITE ONE

1. Form teams.
2. Have each team member write a question about the lesson on a 3x5 card or piece of paper. (Older children can assist younger children on their team who may need help with this.)
3. Pass all the questions in. The teacher reads one team's questions to the other team – one member at a time answers the question.
4. 1,000 points is awarded for each correct answer.
5. The first team to have 10,000 points wins